



Here is the pattern for the spool block. The color of thread can be any color they wish but the white color should be white or white on white. Unfinished block size of 6.5".

Spool Block


Number of Fabrics: 2 |
Number of Pieces: 7

The finished Spool Block should measure 6 1/2" square



(2) 3" squares
(2) 2 1/2" squares

(2) 3" squares
(1) 2 1/2" x 6 1/2" rectangle



Piecing

make (4) 2 1/2" HSTs using the 3" squares.

Using a 1/4" seam allowance, sew (2) HSTs to either side of a 2 1/2" square. Press away from the HSTs. Row should measure 3 1/2" x 6 1/2". Repeat to make (2).

Using a 1/4" seam allowance, sew rows and 2 1/2" x 6 1/2" rectangle together. Press seams toward the center of the block.

