

# THE QUILTING BEE

Quilters' Guild of Arlington, Inc.  
PO Box 13232, Arlington, TX 76094

[www.qgoa.org](http://www.qgoa.org)

[support@qgoa.org](mailto:support@qgoa.org)

Volume XXVII Issue 5

May 2011

*Quilters' Guild of Arlington  
2011 Annual Festival of Quilts*

*Presents*

## *"A Floral Fantasy"*

**May 6 & 7, 2011 - Mother's Day Weekend, Friday & Saturday  
10:00 a.m. - 5:00 p.m.**

**Admission \$6.00 with Free Parking**

A Judged Show of 200 Beautiful Quilts,  
Miniature Quilt Silent Auction - Benefiting  
Susan G. Komen Foundation,  
AQS Certified Quilt Appraisals - Call for An  
Appointment, 817-456-8441  
Many of your Favorite Vendors will be On  
Site, Scissor Sharpening-Bring your  
Scissors & Knives

Guild Meetings and the Annual Festival of  
Quilts show:

Bob Duncan Community Center in  
Vandergriff Park,  
2800 S. Center Street  
Arlington, Texas 76014



**For More Information: [www.QGOA.org](http://www.QGOA.org)**

### **In case of inclement weather:**

In general, will do what the  
University of Texas of Arlington  
does. If they cancel evening classes  
we will cancel guild and board  
meetings.

### **Meeting Location**

Bob Duncan Community Center  
Vangergriff Park  
Arlington, Texas

Doors open at 6:30 ~ Meeting at 7:00

### **Guild Calendar**

May 3 - Board Meeting  
May 6 - 7 - Quilt Show  
May 10 - Guild Meeting -  
Susan Myers

Jun 7 - Board Meeting  
Jun 14 - Guild Meeting - Pot Luck  
& "Thread Therapy with  
Dr. Bob DVD



### **Don't Forget to Bring:**

**Name Tag  
Show & Tell Items  
Block Party, Linus, Patriotic  
Blocks  
Refreshments - A, D  
Pizza Box Challenge  
Safe Haven - Toothbrush,  
Toothpaste, Floss**

## A Word from our President ~

Hi Quilters,

I must congratulate you on the generosity that you exhibited at the last general meeting. You contributed more than \$150 to the Mongolian project that Maggie Ball described to us. I am sure that that amount will help to better the lives of women there. In addition to that, you gave another \$150 toward the food for our upcoming quilt show. Our vendors and volunteers will really appreciate your generosity. I'm not surprised, of course, because you have shown repeatedly your generous nature. Thanks again!!

I made an eye opening observation as I was sewing the binding on a quilt the other day. I may spend more time on a quilt than I do on any other relationship. Is it OK with you to compare a quilt to a relationship? All the planning, shopping, cutting, sewing, arranging, un-sewing, re-sewing, quilting and binding is a very time consuming process, as you well know. We know our quilts from the inside out, literally. We become attached. We fall in love. Then, when someone asks, "what is this one for?" We say, "this one is for me."

See you at the quilt show and at the next general meeting on May 10.

Randa Dillon



## May Birthdays

Shelly Butkin ~ 8

Amy Johnson ~ 9

Libby McDuffie ~ 23

Sandra Boice ~ 30



Check this website out:

<http://www.findmyfabric.com>

## Golden Spool

Nominations for the 2011 Golden Spool Award are being collected now. If you would like to submit a nomination please do so by the June guild meeting. You can submit your nomination to Sandra Boice.



## Safe Haven Women's Shelter Donations

Please Bring  
Toothbrush, Toothpaste, Floss

*We will continue to accept travel size toiletry items throughout the year.*

***ALL items should be new and unused including toiletries***





## *Quilt Show Important Information!!*

**Deadline** for Entry Forms has passed.

**For more information** contact: Judy O'Polka 214.399.4874  
Libby McDuffie 817.483.0694

### **Quilt Show Vendors**

There will be wonderful vendors at the Floral Fantasy Quilt Festival in May! I hope that this list will give you "heads up" as to who will be there. You will see some familiar vendors and some new ones. Please plan to support our vendors. Other than the wonderful quilts, they are really important to have a successful quilt show.

**Arlington Sewing Machine** -- [www.arlingtonsew.com](http://www.arlingtonsew.com)    **Bev's Beads** -- [www.bevs-beads.com](http://www.bevs-beads.com)

**Charlotte Anne's** -- [www.charlotteannes.com](http://www.charlotteannes.com)

**Dee's Redwork**

**Gifts by Brenda**

**Jewelry Boutique by Gabrielle**

**Magnolia Quiltworks**

**Kar/Geo Enterprise** -- [www.kargenterprise.net](http://www.kargenterprise.net)

**Lone Star House of Quilts** --  
[www.lonestarhouseofquilts.com](http://www.lonestarhouseofquilts.com)

**Peachtree Quilts** -- [www.peachtreequilts.com](http://www.peachtreequilts.com)

**Peggy's Quilt Studio**

**Ruby's Gone Quilting** -- [www.rubysgonequilting.com](http://www.rubysgonequilting.com)

**Sew Inspired by Sara** - Sara Moe --  
[www.sewinspired.com](http://www.sewinspired.com)

**Snip and Pins** -- [www.snipandpins.com](http://www.snipandpins.com)

**Stitchin Collection**

**Two Sisters Quilting** -- [www.twosistersquilting.com](http://www.twosistersquilting.com)

**Woven Threads/Cotton Theory Quilting**

### **HOSPITALITY HELPERS NEEDED!!**

The quilt show is May 6 & 7th. Set up will be Thursday, May 5. We need food for these 3 day. We will be furnishing all the sandwich fixings. But, we need salads, desserts, anything you think would be good with our sandwiches such as baked beans or "special recipe" casseroles.

Our quilt show has a reputation for feeding our vendors and volunteers. If you would like to bring something, please call Carole Armstrong (817-478-5355) or Joyce Jones (817-946-3179). We will also have sign-up sheets at the April guild meeting. **IF YOU DO NOT WANT TO MAKE OR BRING ANYTHING, MONEY IS ALWAYS GOOD!**

## 2011 Programs and Workshops at a Glance

- May 6-7** "A Floral Fantasy" Quilt Show
- May 10** Susan Myers - "Decorating With What We Have"
- June** Pot Luck Dinner
- July 14** Judy Steward - "Quilt As Desired"
- August 9** Annis Clapp - "Quilting In The New Millennium"  
Website: [www.amc-quilts.com](http://www.amc-quilts.com)
- August 13** Workshop - "Pinwheel Stars".  
(This is a Saturday workshop.)
- September 13** Debbie Rake - "Antique Quilts"
- October 11** TBA
- November 8** Sam Lamoreaux - "Confessions of an ADQ"  
(Attention Deficit Quilter)  
Website: [www.thequiltersworkshop.net](http://www.thequiltersworkshop.net)
- December 13** Pot Luck Dinner and Brown Bag Raffle

\*\*\*\*\*

### WORKSHOP REGISTRATION FORM

(Please use this form to register for all upcoming workshops. You may photo copy this form).

Name: \_\_\_\_\_

Address: \_\_\_\_\_

City: \_\_\_\_\_ State: \_\_\_\_\_ Zip: \_\_\_\_\_

Phone # \_\_\_\_\_ E-Mail Address: \_\_\_\_\_

Workshop Desired: \_\_\_\_\_

Cost is \$40.00/members \$45/non-members - Form of Payment (circle one)  Check  Cash

**Payment must be received to hold your space in the workshop.** Enrollment is on a first come first serve basis. Please send your registration form with full payment to: QGOA (Quilters' Guild of Arlington), P.O. Box 13232, Arlington, TX 76094-0232. **Please make all checks payable to QGOA.** Also, you must sign-up with Susan FitzGerald.

Supply lists will be listed in the newsletter at the [www.GQOA.org](http://www.GQOA.org) website or look for list at the Guild meeting.

**Workshops are held** at Pleasant Ridge Church of Christ Family Pavilion in Arlington. Located at I20 & Little Road NW of the Southwest Plaza Shopping Center.

## *Feature Presentation in May.....*

**May 10, 2011**  
**Susan Myers - "Decorating with  
 What We Have"**



### **ONE STORE, A MILLION STORIES**

There may be a million stories in the city, but there's at least twice that many in the Silver Star Mercantile Company. Located in Historic Downtown Carrollton, each and every item in this eclectic antique store/beauty shop (yes, beauty shop!) has its very own story, and owner Susan Myers knows each and every one of them.

Susan founded the Silver Star Mercantile Company in 2003 after spending more than 30 years in the corporate workplace. "It's not that I didn't love the corporate world," explains Susan, "but I was ready for something different." So what *did* she want?" To pursue her secret passion: antiques, collecting, and decorating.

Susan will take us on a journey with "Decorating with What We Have". She will show us how to display our treasures in a style that will make our home look like one of a kind.

---



---

### **Bonham Quilt Hop** **Sat, May 14, 9am – 5pm** **Bonham, TX**

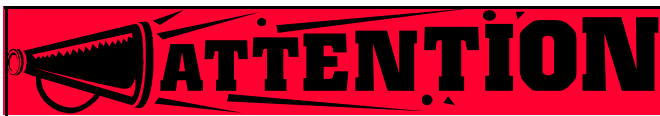
Calling all quilters! Do you love to quilt? Do you have a specialty that you would like to demonstrate? Do you have a quilt to display? Do you do corners for bindings, paper appliques? Do you do needle turn applique, iron-on adhesives, new tool technique, machine applique, or mitered corners? We want to know who you are and what you like about quilting. The Quilt Hop committee would love to hear from you. We are looking for quilts to display and quilters to demonstrate quilting techniques. Contact the Bonham Visitors Center, located at 327 N Main Street, or call 903/583-9830.

The 2nd Annual Bonham Quilt Hop begins on Friday, May 13th at 6pm, in the Creative Arts Center. On Saturday, May 14th, you can experience the joy of seeing the many quilts on display and hearing about the different patterns of quilts at the Bonham Visitor Information Center, Sam Rayburn Library, Fannin County Historical Commission and the Creative Arts Center. Also, on Saturday quilt demonstrations and quilt displays will be presented at the Bonham Civic Center (Armory) 9am to 5pm.

Vendors and entertainment will be provided. Again this year, speakers from Briscoe Center for American History, University of Texas at Austin, Winedale Center for the Quilt will participate and tell the story of quilts from their archives. The Quilt Hop will have so much more to see and to enjoy this year. Mark your calendar for May 13-14 so you will not miss a single quilt or a quilting demonstration.

For more information, contact the Bonham Visitors Center, 327 N Main @ Hwy 56, 903/583-9830, or [www.visitbonham.com](http://www.visitbonham.com)

*The above information is from the Bonham Tourism website.*



### October Retreat Plans Changed

Due to a conflict in the schedule at the Sunset Ranch, Batiks Galore, the October retreat scheduled there has been canceled.

In its place will be a Day Retreat, Oct. 6-8, 2011 at the Pleasant Ridge Church of Christ.

Registration for the Day Retreat will start in July.



## Membership News

### \*\*\*\*\*REMINDER\*\*\*\*\*

Don't forget to renew your membership for 2011 and pay your dues for the new year. Membership form on page 15. You don't want to miss all the interesting speakers and exciting new workshops, retreats, and fun!



Every time you bring a finished quilt to show off at a guild meeting that was begun prior to 2011, sign Nancy's "Finished UFO Book". At the December meeting, she will draw a name from the book's entries and the winner will receive a gift certificate. The more UFOs that you finish, the more chances you will have to win! Now you have no excuse, **FINISH THOSE UFOs!**

## Events Around the State

- |           |   |
|-----------|---|
| May 6-7   | Floral Fantasy Quilt Show<br>Quilter's Guild of Arlington<br>Arlington, TX  |
| May 13-14 | Bonham Quilt Hop<br>Bonham, TX  |
| Jun 24-25 | Pink Confetti Quilt Show<br>Mesquite Quilts 2011<br>Rutherford Recreation Center<br>Mesquite, TX                            |
| Aug 12-13 | Quilt Plano 2011<br>Plano, TX   |
| Sep 1-30  | Quilt Across Texas<br>TX Statewide Quilt Shop Hop<br><a href="http://www.QuiltAcrossTexas.com">www.QuiltAcrossTexas.com</a> |
| Sep 16-17 | Quality Pleasures<br>10 am - 5 pm \$7 admission<br>Lone Star Convention Center<br>Conroe, TX                                |
| Sep 16-17 | Civil War Reflections<br>Fri 10-5 Sat 9-3 \$3 admission<br>Civic Center Complex<br>Sulfur Springs, TX                       |
| Oct 14-15 | Harvest of Quilts<br>Greenville, TX   |
| Nov 3-6   | International Quilt Festival<br>Houston, TX   |

### Coming in June ~

Pot Luck Dinner & "Thread Therapy" with Dr. Bob DVD

Bring your favorite dish - Board members bring dessert. (Please bring a copy of your recipe for the dish you bring. Give recipes to Sheila Parry for future newsletters.)

## ~ TAQG Corner ~

**\*\*\*Save the Date.....July 9, 2011\*\*\***

Plans for another outstanding Rally Day are being made and we are pleased to announce that Terry Clothier Thompson from Lawrence, KS will be the featured speaker. She is a pattern and fabric designer, quilt historian, and quilt designer for Barbara Brackman's book, "Quilts of the Civil War". Since 2011 is the 150th anniversary of the Civil War, Terry's visit with us is quite timely. For more information, see her website: [www.terrythompson.com](http://www.terrythompson.com)

Terry will do two workshops. The Thursday and Friday before Rally Day. Sign ups will be available after March 1, 2011.

**Once agin the guilds are requested to contribute fat quarters for the goody bags. Members can contribute fat quarters anytime - the deadline is May 30th. So don't forget to bring fat quarters to our May guild meeting on the 10th!!**

**\$ 5.00 Quilt Top  
Block of the Month**  
Second Saturday and  
Friday before  
4th Block - May 13 & 14



### Hours

Mon - Sat      10 am - 5 pm  
Thu              10 am - 7 pm

Bring this coupon to  
**PEGGY'S BOOTH**  
during the quilt show for a  
**FREE GIFT!**



## Magnolia Quiltworks

*Where friends and quilting come together...*

2224 W. Park Row  
Arlington, TX 76013  
817-275-8515

### Our Store Hours:

10:00 AM – 5:00 PM Monday – Friday  
10:00 AM – 4:00 PM Saturday  
Closed Sunday

Our priority at Magnolia Quiltworks is to make your shopping experience fun and rewarding, whether it's in person, or shopping on our website.

Our fabric options include basics, brights, batiks, 1930's reproductions along with some of the most popular fabric collections.

There is always something new and creative happening at Magnolia Quiltworks, where friends and quilting come together!



*Dear Members,*

*Many thanks to everyone who so thoughtfully donated at the last meeting. To the anonymous cash donor, especial thanks for the help to fund backing and batting, which is a continual expense in our project for the babies.*

*Our wish list is 40" x 44" finished quilts and/or tops and backs. We also need 40" and 50" large pieces, solid or print, and serger thread in white and neutral colors.*

*We still have the treadle machine for sale.*

*I will need to leave meetings early, so please see me early if you have any need to see me.*

*Take care and God bless you all.*

*Love,  
Susan Buckner*



### charmingprints

maria davis, quilting artist

longarm quilting studio  
701 S. Stewart  
lexville west, suite #200  
lexville, tx 75067

cell 280.271.8837  
maria.charmingprints@gmail.com  
www.wia.com/charmingprints/charmingprints

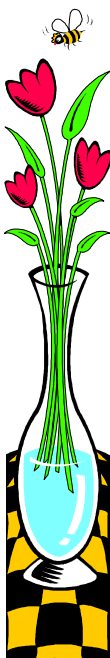




## Guild Refreshments

January:	C, T
February:	H, V
March:	M
April:	S, Z, E
May:	A, D
June:	POTLUCK (Board-Desserts)
July:	G, L
August:	B, K, O
September:	F, I, J, Q
October:	N, P, R
November:	T, U, W, X, Y
December:	POTLUCK (Board - Desserts)

Please help at the membership table; signing in & greeting members & guests during your assigned month. Please mark your calendars.



## Membership Information & Volunteer Hours

Don't forget to record your volunteer hours each month when you sign-in. This information is important to our guild's non-profit status and helpful with grant application for funding of the quilt show. Remember anything you do to promote the guild or quilting or community outreach through quilting counts.

Don't forget to renew your membership for 2011. Our guild membership year begins in January. Remember that the directory you received is a permanent one. Updates will be made to it after the beginning of the year, including new yearly information pages to replace the ones you have.

## QGOA Celebration Blocks

We are still collecting Celebration Blocks and if you haven't made one yet, please make one for our collection. Our goal is to have one celebration block to represent every wonderful member of our guild. You can personalize your block however you want - embroidery, beading, and/or quilting - put your name and 'member since' in the center of the 12" block! Instructions can be found on page 14 of the newsletter or at the following link: [www.qgoa.org/forms/celebration.pdf](http://www.qgoa.org/forms/celebration.pdf)

Thank you,

Linda Mc Pherson ~ Permanent Quilt Collection

# Happy Mother's Day!



## A Word from the Editor~

Spring Greetings!

Just a reminder.....deadline for the newsletter is the 15th of each month. You can give me your information at guild meetings, via email or snail mail at the following addresses.

sheila2parry@gmail.com  
6112 W Poly Webb Rd  
Arlington, TX 76016

I am always looking for fillers - poems, recipes, helpful hints, etc.

Sheila Parry



## Call for Show Entries.....

### Quilters Guild of Plano

It would be great to see your quilt in our show!

**Due July 14th, 2011**

Entry Forms and information are available on our website -- [quiltersguildofplano.org](http://quiltersguildofplano.org)

**OR** contact Helen Wilems  
214-3878-0337 \*\* [rwilems@aol.com](mailto:rwilems@aol.com)



# Custom Quilters

Long Arm Quilting  
Mark Clark ~ Arlington

## Guild Members

# 15% Off

Discount on Quilting Service & Batting

Charity Quilts No Charge as time permits

### Custom Quilters

believes your quilt we are working on  
is the most important quilt in the world!  
Each quilt gets individual, undivided attention

682-241-1349

info@customquilters.com

Check our Website for  
**NEW Designs**

[www.CustomQuilters.com](http://www.CustomQuilters.com)



## QUILTER'S GUILD OF ARLINGTON

### EXECUTIVE BOARD AND APPOINTED OFFICERS 2011

#### EXECUTIVE BOARD

President	Randa Dillon
Vice President	Susan FitzGerald
Secretary	Debbie Rake
Treasurer	Janice Farris
Parliamentarian	Libby McDuffie

#### STANDING and APPOINTED COMMITTEES

##### PROGRAMS

Vice Chairman Susan FitzGerald

##### MEMBERSHIP

Guild Products Janice Christy  
Larry Denning

##### HOSPITALITY

Charlotte Humphrey  
Door Prizes Malorie Harper  
Volunteer Hours Judy Liston  
Golden Spool Sandra Boice  
Librarian Pat Madrid  
Welcoming Peggy Billingsley

##### PUBLICITY

Permanent Quilt Coll. Linda McPherson

##### NEWSLETTER

Historian Sheila Parry  
Sunshine & Shadow Billie Breechen

##### QUILT SHOW 2011

Kelly Monroe

##### GUILD ACTIVITIES

Block Party Nancy Conner  
Presidents Blocks Nancy Conner  
Display Case Nancy Spell  
Retreat Coordinator Libby McDuffie  
TAQG Rep. Carolyn Troupe

##### COMMUNITY OUTREACH

Comm. Outreach Carolyn Hill  
Susan G. Komen Carolyn Hill  
Project Linus Susan Buckner  
Safe Haven Patsy Martin  
Ronald McD 2011 Del Jeanne Mathews  
Peggy Billingsley

##### WEBSITE COORD.

##### DONATION QUILT

Donation Quilt 2010 Flossy Loop  
Donation Quilt 2011 Janice Mowery  
Donation Quilt 2012 Patricia Eckstrom

Webmaster

Art Parry

Email address to contact officers:  
support@qgoa.org, or refer to the current  
directory for specific information.

## STITCH GROUPS

Guild members are cordially invited to join a sewing group for fellowship and stitching. Most groups have room for new members.



### Friendship Stitchers

Meets the 1st & 3rd Thursdays  
10:00 a.m. at First Christian Church  
Contact: Helga Smith

### Etcetera Art Quilt Group

Meets @ Lone Star House of Quilts  
1st Thursday of the Month  
7 p.m. to 8:30 p.m.  
Contact: Denny Cornett

### The Piecemakers - full at this time

Meets at Bob Duncan Community Center  
2nd & 4th Thursdays  
6:00 p.m. to 10:00 p.m.  
Contact: Linda McPherson

Please let us know if you've formed an open group or want to do so  
support@qgoa.org.



*Be Courteous to our Speakers and Members  
and **TURN OFF your CELL PHONES**  
during the meetings!*

### QGOA NEWSLETTER AD RATES

SIZE	1 MO	3 MOs	1 YR
1/8 page .....	\$7.50	\$22	\$ 85
1/4 page (3?"x4?" ) .....	\$15	\$40	\$150
1/2 page (4?"x7?" ) .....	\$30	\$75	\$ 270
1/2 page (9?"X3"?) .....	\$30	\$75	\$270
1/2 page (back page) ...	\$40	\$105	\$378
1 page (7 x 9) .....	\$60	\$150	\$540

All ads must be print ready and fit the size requirement. Ads must be received by the 15th of the month prior to the desired publication month.  
**Email preferred.**

## Sunshine and Shadow




### ~ Sunshine ~

Sheila Parry's brother had triple by-pass surgery in April and is home doing well.

### ~ Shadow ~

Vickie Bramlett is having both knees replaced on May 3rd. She will be in the hospital a few days and then in rehab. She hopes to see us all at the Guild meeting in June!!



Let's remember to keep the tornado victims in our prayers in the coming days as they clean up and start over.



## Quilt Ideas "For Great Beginnings"

1809 Midcrest Dr.  
Plano, Texas 75075

Phone: 972-424-7791

Fax: 972-424-7791 \*51

Website: [www.quiltideas.com](http://www.quiltideas.com)

Email: [patterns@quiltideas.com](mailto:patterns@quiltideas.com)

**Measure your quilts** before you come to the **placeCityMesquite Quilt Show June 24th and 25th.**

**In our booth,** we will have all kinds of ways to hang and display your quilts.

### Bring a big car.

**Quilt Clamps (all sizes) 18" - 96" long**  
**Quilt Ladders small & large (holds 5-10 Quilts)**  
**Mini Quilt Holders 10" - 38" long**  
**2 Sided Folding Screens (holds 10 Quilts)**  
**3 Sided Folding Screens (holds 18 Quilts)**  
**Small Ruler Holders and Large to fit**  
**Regular & Long Arm Quilter's Rulers**  
**Wall Mount Ruler Holders**  
**Spool Thread Holders - - Thread Spool Inserts**  
**Folded Quilt Holder, Hearts & Texas Quilters**  
**Mega Ironing Boards w/cover**  
**22" x 60"**

## Congratulations!!!!

Jolene Mershon won two First Place Ribbons with her "My Album" and "Prickly Pear Cactus" quilts in the Waco Homespun Quilter's Guild Quilt Show on April 8 & 9. We are proud of you, Jolene!!!



## For Late Breaking QGOA News

**You'll always know the latest information when you join the QGOA Yahoo Group; its quick and easy. Go to the guild home page at [www.QGOA.org](http://www.QGOA.org) and click on the link. If you have any questions, please contact Carolyn Hill at [sportsfn@swbell.net](mailto:sportsfn@swbell.net)**



## \*\*Remember to Vote\*\*

Yes, it is that time again! May is city and school district elections. Election day is Saturday, May 14, 7 am - 7 pm

Early voting begins Monday, May 2nd and ends Tuesday, May 10th.

Hours: May 2 - 6 8 am - 5 pm

May 7 7 am - 7 pm

May 8 11 am - 4 pm

May 9 - 10 7 am - 7 pm

For Early voting locations, go to: [www.tarrantcounty.com/evote/](http://www.tarrantcounty.com/evote/) Click on "Early Voting Information"

Bob Duncan is an early voting location and will be open for voters during the quilt show. Sheila Parry will be working at the water department on SW Green Oaks (South Service Center).

# Libby's 9-Patch Pattern

To thank Libby for a wonderful 2010  
Unfinished size is 5" square

## Fabrics:

- ? Civil War reproduction fabrics for dark squares
- ? Civil War reproduction shirting fabric for light squares.

### Dark fabric:


- ? Cut three 2" x 6 1/2" strips

### Light fabric:

- ? Cut three 2" x 6 1/2" strips

## Assembling the block

- ? Sew a three-strip set: dark-light-dark. Press seams toward the dark strip.
- ? Sew a three-strip set: light-dark-light. Press seams toward the dark strips.



- ? Cut each strip set into three 2" units.

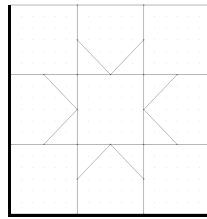


- ? Sew strips into two 9-patch blocks.



We will be presenting Libby her blocks during the June meeting. You can turn them in at anytime before then.

## Quilters' Guild of Arlington Celebration Block



### Makes One Twelve Inch Finished Block

Please review all instructions before making the block. Must be a light star in dark/medium background, block may be no larger than 12.5".

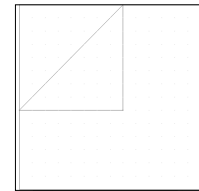
### Need:

1. FABRIC A - 4.5" x 36" - **MEDIUM TO DARK**
2. FABRIC B - 2.5" x 20", plus 4.5" square - **LIGHT** that is suitable for name to be seen, no strong prints; 200 ct. muslin or plain fabric is suggested.
3. Batting - 13" square
4. 13-14" square backing fabric
5. Binding fabric - two 40 - 42" widths of fabric; cut 2.5" strips, miter for one strip, double fold

### Cutting Instructions

\*If you are going to heavily quilt, embellish or appliqué the block you may want to cut the pieces 4.5"x 5", then square up block to 12.5". Be careful to put star points on 4.5" side.

1. Cut 8\* - 4.5" squares of medium to dark fabric - FABRIC A  
If using a fat quarter, cut along short side (18") must be at least 18"; two strips of 4.5".  
This will allow for 13" square for backing.
2. Cut 1\* - 4.5" square light fabric - FABRIC B You may wish to embroider your name and 'Member Since' line before constructing the block
3. Cut 8 - 2.5" squares of same light fabric - FABRIC B
4. Cut 1 - 13-14 " square of backing fabric, may be same as A or different
5. Cut two 3" squares of either your backing or binding material, for 'hanging corners'
6. Cut 1 - 13 " square batting
7. Cut two (2) widths of fabric (40-42") cut 2.5" strips for binding.



### Assembling Block - sew all seams with 1/4" accurate seam width

1. The star points are made using the stitch and flip method: Place a 2.5" sq. of fabric B in the corner of A with the right sides of the fabrics facing each other. With a pencil and ruler, mark a diagonal line on B from the corner to corner as shown. Sew on the line.
2. Trim patch 1/4" from sewn line. Press it gently to corner.
3. Repeat with another B patch on adjacent corner to create star points. Make total of 4 matching units for each of the star point units.
4. Join the matching units into rows with A patches as shown above; press the seams allowances toward the A's; middle row to B patch. Sew the rows together to complete the star block.

### Finish

1. Quilt the block. You may embellish and quilt as desired to personalize your block! It cannot be larger than 12.5" square, so do nothing to extend size or 'dangle' off block.
2. Please make two 'hanging corners', see below for instructions.
3. Sew on the binding to the block.
4. Sign block in at least 3/4-1" lettering in middle of center square with permanent fabric pen or embroidery. Include this line under your name: **Member Since** - fill in year you joined QGOA!

### Hanging Corners - Corner Triangles for Hanging a Small Quilt

1. Cut two 3" squares of your backing or binding material.
2. Fold in half diagonally. Press.
3. Align the folded triangles on the back of the quilt to the TOP right and left corners, raw edges even. Pin. Double check you placed the corners on the top corners!
4. Sew on the binding in your usual method.

**Blocks will be retained by the QGOA for future exhibits.**

# QUILTERS' GUILD OF ARLINGTON 2011 MEMBERSHIP REGISTRATION FORM

Items in **BOLD** print will be published in directory.

Name \_\_\_\_\_ (Nick Name) \_\_\_\_\_

New Member \_\_\_\_\_ Renewal \_\_\_\_\_ Please check if your information has not changed \_\_\_\_\_

Member Since: \_\_\_\_\_ Quilting how many years? \_\_\_\_\_

\*\*\*Please Provide a Photo of yourself, new or updated if not previously submitted; attache to form.

Please fill out or check where indicated and print large!

Spouse's name \_\_\_\_\_

Address \_\_\_\_\_

City \_\_\_\_\_ State \_\_\_\_\_ Zip \_\_\_\_\_

Home \_\_\_\_\_ Cell \_\_\_\_\_ Work \_\_\_\_\_

Email address \_\_\_\_\_

Birthdate (month/day) \_\_\_\_\_ Stitch group \_\_\_\_\_

Favorite: Color \_\_\_\_\_ Quilt Book \_\_\_\_\_ Quilt Author/Teacher \_\_\_\_\_

Special Quilt Interests \_\_\_\_\_ Skills to share \_\_\_\_\_

I am a: New \_\_\_\_\_ Intermediate \_\_\_\_\_ Mater Quilter \_\_\_\_\_

Program Ideas: ex, subject, speaker \_\_\_\_\_

\_\_\_\_\_  
\_\_\_\_\_

### Membership fees:

( )	Membership	\$30	_____
( )	New	( )	Renewal
( )	Junior Member	\$15	_____
	* see standing rules for limitations		
( )	Senior (65 - 84)	\$25	_____
( )	Super Senior Saver (85 and older)	\$ 0	_____
( )	Printed Newsletter Subscription	\$15	_____
		Total	_____

Cash \_\_\_\_\_ Check # \_\_\_\_\_ Amount paid \_\_\_\_\_ Date \_\_\_\_\_

Check the box if you do not want your information in the Guild Directory.

Signature \_\_\_\_\_ Date \_\_\_\_\_

\*\*\*Photos will be taken at meetings if you prefer, just ask at the membership table.\*\*\*

**Mail to QGOA, PO Box 13232, Arlington, TX 76094-0232**

**QGOA**  
**Block Party**  
**June, 2011**  
**Flag Day**  
**Red, White, Blue and Yellow**

**For 1 block—**

Red—Cut 2 strips, 2 ½ by 6 ½

Blue—Cut 2 strips, 2 ½ by 6 ½

White—Cut 2 strips, 2 ½ by 6 ½

Cut 8, 2 ½ in. squares

Cut 4, 3 in. squares

Yellow—Cut 4, 3 in. squares

Cut 2, 2 ½ in. squares

Layer a 3 in. white and 3 in. yellow square. Draw a diagonal line and stitch on both sides of the line. Cut apart, press seam to the yellow and square up to 2 ½ in. Repeat to make a total of 8 pieces.

Stitch the red, white, and blue strips together to make 2 strip sets.

Lay out and assemble according to the diagram.

**To make 3 blocks faster—**

Red—2 ½ by the width of the fabric (WOF)

Blue—2 ½ by WOF

White—2 ½ by WOF

Cut 24, 2 ½ in. squares

Cut 12, 3 in. by WOF (this is faster)

Yellow—Cut 6, 2 ½ in squares

Cut 12, cut 3 in. by WOF

Layer the 3 in. white and yellow strips. Mark off 12, 3 inch squares. Draw diagonal lines in a zigzag pattern. Stitch scant quarter inch seam on both sides of the diagonal lines. Cut apart on the drawn lines. Press and square up to 2 ½ in. (24) Assemble the stars blocks according to the diagram. Square up to 6 ½ inches.

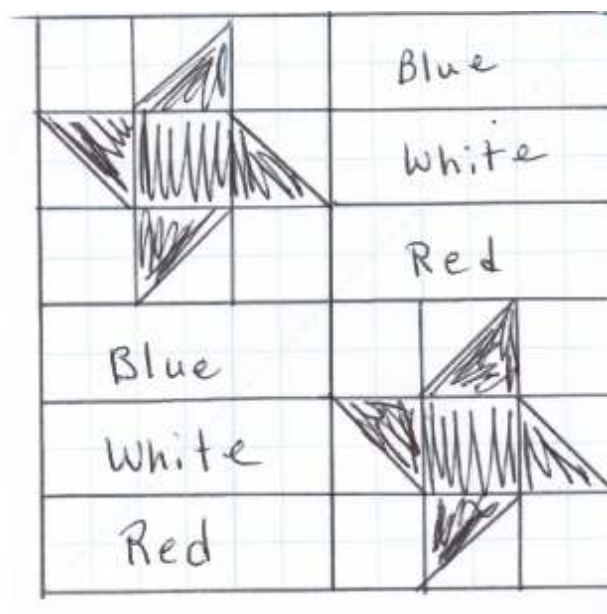
Stitch the Red, White and Blue strips together and cut 6 ½ in. squares. (6)

Lay out and assemble according to the diagram.

**Soldier Block**---Same

**Project Linus Blocks**—Bright Colors

Construct 6 ½ inch unfinished 9 patch blocks from fabrics, using 2 ½ in squares.





# TERRY CLOTHIER THOMPSON WORKSHOP

**Thursday, July 7, 2011  
9 AM - 3 PM**

Mimosa Lane Baptist Church  
1233 N Belt Line Rd  
Mesquite, TX  
www.mimosalane.org

**"APPLIQUE BY THE YARD"**  
(Enrollment limited to 30 people)

**Registration: \$45 \_\_\_\_\_**

**Make check payable to: TAQG  
Mail reservation ASAP to: Deanna Hasten  
1735 CR 1120, Cumby, TX 75433  
For info, call: Deanna Hasten, 903-994-2570  
dkhasten@cumbytel.com**

**There are 6 patterns to choose from, and the pattern is FREE:**

- 1. OAK LEAF AND REEL (Beginner)**
- 2. ROSE TREE (Intermediate)**
- 3. STARS AND ROSES (Beginner)**
- 4. POT O' FLOWERS (Intermediate)**
- 5. ROSE OF SHARON (Beginner)**
- 6. STAR AND TULIP (Intermediate)**

**THE SUPPLY LISTS WILL BE ON THE TAQG WEBSITE:  
texasassociationofquiltguilds.org**

**Name:** \_\_\_\_\_

**Address:** \_\_\_\_\_

**City, State, Zip:** \_\_\_\_\_

**Phone:** \_\_\_\_\_ **Email:** \_\_\_\_\_

**Name of Pattern you choose:** \_\_\_\_\_

# HOUSTON INTERNATIONAL QUILT FESTIVAL

## JOIN US FOR TWO DAY OF FUN AND QUILTING -- November 2 & 3, 2011

### Wednesday, November 2, 2011

Leave at 10:30 am - from Dan Dipert bus barn on Park Row in Arlington.

Lunch at a tea room in Ennis (included in price).

On to Houston and the Crowne Plaza Hotel.

Unpack and rest before an early dinner at the Olive Garden (included in price).

Board bus around 6:15 pm to head to convention center for preview night from 7-10 pm.

### Thursday, November 3, 2011

Breakfast, including eggs and pancakes, at the hotel.

Pack bus at 9:30 and ride to show.

Enjoy a full day of viewing quilts, seeing what's new, and shopping.

Leave show about 5:30pm and stop for dinner (on your own) on the way home.

Arrive in Arlington about 10:30 pm

### Cost:

Price includes bus, hotel, one lunch, one dinner, and one breakfast.

\$250 for a double occupancy suite

\$235 for a triple

\$300 for a single

### Payments:

Make check payable to Happy Johns.

A \$75 non refundable (but transferrable) deposit will make your reservation and save you a seat.

Mail deposit to Happy Johns, 7325 Old Mill Run, Ft. Worth, TX 76133

Second installment of \$100 is due by August 30.

Final payment is due by September 30, 2011.

### Questions??

Call Happy at 817-370-7207 (or cell 814-312-8594)

---

## One Day Trip to International Quilt Festival, HOUSTON

\$70 for the bus, show ticket and a program. See the show on Sunday, November 6, 2011.

Leave from Dan Dipert bus barn on Park Row in Arlington at 6:30 am and arrive at Brown Convention Center at 11:00 when the show opens. Board bus at closing, 5 pm. Stop for dinner on the way home and return to Arlington about 10:30 pm.

Contact Happy Johns, 817-370-7207 (or cell 817-312-8594) about reservations. The sooner you pay, the closer to the front of the bus, you will be assigned a seat.

Make checks payable to Happy Johns. Mail to 7325 Old Mill Run, Ft. Worth, TX 76133

## APRIL SHOW & TELL

- Jolene Mershon**     **Multi-Flap Bag** - 8 different detachable, seasonal flaps
- Kathy Kaju**     **For Ernie and Denise** - Maker and quilter - Kathy Kaju
- Kandy Garrett**     **Grapes of Whine** - "Titled is because I whinned about having to square up all the blocks."
- Jaye McLaughlin**     **Quilt Block Story and Friends** - Makers - Jaye McLaughlin, Happy Johns, Violet Love. Quilter - Paige Conley
- Happy Johns**     **Bag & Baskets** - Maker and quilter - Happy Johns
- Terri Kelley**     **Moonflower** - Maker and quilter - Terri Kelley  
A Trish Stuart workshop, finished with Round Ostrich border challenge  
**Sara's Butterfly Garden Has Gone Crazy** - Maker and quilter - Terri Kelley  
**Flower Pot** - Maker and quilter - Terri Kelley
- Del Jeene Mathews**     **For An American Hero** - Maker - Del Jeanne Mathews, Quilter - Mark Clark  
Wounder Warrior quilt blocks from March meeting  
**For a Special Someone** - Maker - Del Jeanne Mathews, Quilter - Mark Clark  
Child's quilt to be sent to Japan
- Nancy Conner**     **Garden of Words** - Maker and quilter - Nancy Conner  
**4 Dogs** - Maker and quilter - Nancy Conner  
**Table Runner** - Maker and quilter - Nancy Conner  
**Star Block** - Maker and quilter - Nancy Conner
- Patricia Eckstrom**     **Joe & Toni's Wedding Quilt** - Maker and quilter - Patricia Eckstrom  
**Mom & Daughter Stars** - Maker and quilter - Patricia Eckstrom and Reta Mathery  
**The Elephant Quilt** - Maker and quilter - Patricia Eckstrom  
**The Hen Quilt** - Maker and quilter - Patricia Eckstrom

### ***Diligence ~***

**Bite off more than you can chew and chew it;**

**Plan more than you can do and do it;**

**Hitch your wagon to a star,**

**Keep your seat - and there you are.**

*From **Making the Most of Life - from A to Z** by Leroy Brownlow*



**QUILTERS' GUILD OF ARLINGTON**

**www.qgoa.org**

P.O. Box 13232

Arlington, TX 76094-0232

## ***Lone Star House of Quilts***

***Your Hometown Quilt Shop***

# ***Monday Madness***

***Every Monday***

***All Fat Quarters***

***30% Off***

***with minimum purchase of 10 FQ's***



***1210 W. Abram St.***

***Arlington, TX***

***817-277-4749***

***New***

***Class Listings @***

***lonestarhouseofquilts.com***

***Lone Star House of Quilts / 1210 W. Abram St., Arlington, TX 76013 / 817-277-4749***

***lonestarhouseofquilts@gmail.com***