

THE QUILTING BEE

Quilters' Guild of Arlington, Inc.
PO Box 13232, Arlington, TX 76094
www.qgoa.org
support@qgoa.org



Volume XXVII Issue 6

June 2011

Pot Luck Dinner & "Thread Therapy" with Dr. Bob DVD Tuesday, June 14, 2011

Join us for a Pot Luck Dinner and enjoy the comradely of our membership. Please bring your favorite foodie item to share! The QGOA Board members will bring dessert items.

During Dr. Bob's DVD you'll learn how to distinguish quality of all types of threads including regular and decorative. You will know what to look for and learn what the labels really mean. The DVD will help you solve and avoid problems sometimes encountered when using specialty threads. Learn the pros and cons of all major thread types, thread characteristics, the importance of needle selection, and properly setting the tension for your sewing successes. Learn how to use specialty threads successfully, regardless of the type of sewing machine you use.



In case of inclement weather:

In general, will do what the University of Texas of Arlington does. If they cancel evening classes we will cancel guild and board meetings.

Meeting Location

Bob Duncan Community Center
Vangergriff Park
Arlington, Texas

Doors open at 6:30 ~ Meeting at 7:00

Guild Calendar

Jun 7 - Board Meeting
Jun14 - Guild Meeting - Pot Luck
& "Thread Therapy with
Dr. Bob DVD

Jul 5 - Board Meeting
Jul 9 - TAQ Meeting
Jul 12 - Guild Meeting - Judy
Steward



Don't Forget to Bring:

Name Tag
Show & Tell Items
**Block Party, Linus, Patriotic
Blocks**
Refreshments - Pot Luck
Pizza Box Challenge
Safe Haven -
Women's Underwear

A Word from our President ~

Hi Quilters,

Have you all recovered from that awesome Floral Fantasy quilt festival? I think I have. My quilt entries have been put in their proper locations and my vendor report is written. Phew!!!

I seriously want to thank Kelly Monroe and her team for all the hard work in organizing and implementing the plan for a successful show. So many of you volunteered! Thank you, thank you ,thank you.

We have a lot of new members and all new members are heartily welcomed. We need to make it a point to meet each other. If you see someone that you do not know, introduce yourself. I have a difficult time with names so please be patient with me.

I want to encourage each of you to make a miniature quilt for the 2012 Susan G. Komen silent auction. We did not have many in this year's auction. You have plenty of time to get it done. Entering to win is not the main thing, but that someone will bid on it and the money goes to breast cancer research. Just make a cute little quilt. Try a technique you want to test but do not want to go "whole hog" on time and fabric. Try a little embellishing if you wanted to experiment with that. Use some of those scrap fabrics you have been saving. This is just a thought.

There is one more idea on my mind. Are you in a stitch group? Do you want to be in one? I think we need more groups-what do you think? Well, I am off to work on a quilt.

See you June 14 for the pot luck dinner-yummmmy!!

Randa Dillon

~ Membership News ~

May Guild Meeting we had 74 members, 4 visitors and 1 new member. There are 10 new members from our quilt show.

Golden Spool

Nominations for the 2011 Golden Spool Award are being collected now. If you would like to submit a nomination please do so by the June guild meeting. You can submit your nomination to Sandra Boice.



June Birthdays

Kandy Garrett ~ 4
 Annis Clapp ~ 5
 David Mowery ~ 13
 Susan Corbett ~ 14
 Donna Atkins ~ 15
 Larry Denning ~ 16
 Susan Hamilton ~ 17
 Pamela Pape ~ 17
 Helen Gardner ~ 26




Safe Haven Women's Shelter Donations

Please Bring
Women's Underwear

We will continue to accept travel size toiletry items throughout the year.

ALL items should be new and unused including toiletries



Did You Know.....

....That QGOA has a collection of almost 100 quilt blocks? They were made by many members in the past to support the Guild's educational mission. They are available to any Guild member. In the meantime, Debby Rake is doing some research on the names and origins of some of the blocks. She will be bringing in examples with the information she has found and displaying them at the back of the room at each Guild meeting. Be looking for them!

2011 Programs and Workshops at a Glance

- June** **Pot Luck Dinner**
- July 14** **Judy Steward - "Quilt As Desired"**
- August 9** **Annis Clapp - "Quilting In The New Millennium"**
Website: www.amc-quilts.com
- August 13** **Workshop - "Pinwheel Stars".**
(This is a Saturday workshop.)
- September 13** **Debbie Rake - "Antique Quilts"**
- October 11** **TBA**
- November 8** **Sam Lamoreaux - "Confessions of an ADQ"**
(Attention Deficit Quilter)
Website: www.thequiltersworkshop.net
- December 13** **Pot Luck Dinner and Brown Bag Raffle**

WORKSHOP REGISTRATION FORM

(Please use this form to register for all upcoming workshops. You may photo copy this form).

Name: _____

Address: _____

City: _____ State: _____ Zip: _____

Phone # _____ E-Mail Address: _____

Workshop Desired: _____

Cost is \$40.00/members \$45/non-members - Form of Payment (circle one) Check Cash

Payment must be received to hold your space in the workshop. Enrollment is on a first come first serve basis. Please send your registration form with full payment to: QGOA (Quilters' Guild of Arlington), P.O. Box 13232, Arlington, TX 76094-0232. **Please make all checks payable to QGOA.** Also, you must sign-up with Susan FitzGerald.

Supply lists will be listed in the newsletter at the www.GQOA.org website or look for list at the Guild meeting.

Workshops are held at Pleasant Ridge Church of Christ Family Pavilion in Arlington. Located at I20 & Little Road NW of the Southwest Plaza Shopping Center.



QGOA 2011 Festival of Quilts Winners



BEST OF SHOW

Sally Brown; *Baskets in Flight*

JUDGE'S CHOICE

Lisa ~ Jolene Mershon; *Sit Quietly and Smell the Flowers*

Marla- Jolene Mershon; *With This Ring*

MEMBER'S CHOICE

Patsy Martin; *Chaos Harmony*

VIEWER'S CHOICE

Nancy Spell; *Addison's Dresses*

PAST PRESIDENT'S CHOICE

Marcia Brenner; *With This Ring*

SPIRIT OF ARLINGTON

Patricia Eckstrom; *Asian Fantasy*

MERIT QUILTING

Anne Jones; *Gay Posy Splashes*

Sabina Thompson; *Nine by Nine Garden Patch*

David Mowery; *Oh My Stars!*

Annis Clapp; *Tumbling Bouquet*

Jean Dodson; *Spinning Cactus*

Jennifer Rike; *Bouquet of Joy*

QUILTS BOST MERIT QUILTING

Linda Weeks; *Childhood Memories*

ONE AND TWO PERSON DIVISION

Artisan Pieced

First ~ Kathy Kaju

Second ~ Emily Roney

Third ~ Nancy Spell

Honorable Mention ~ CityplaceKandy Garrett

Artisan Appliqué

First ~ Randa Dillon

Second ~ Nancy Spell

Third ~ Carolyn Hill

Artisan Wall

First ~ Linda Weeks

Second ~ Randa Dillon

Third ~ Sheila Kinsey

Honorable Mention ~ Barb Cain

Honorable Mention ~ Barb Cain

Artisan Two Persons

First ~ David Mowery

Second ~ Linda Weeks

Third ~ Suzanne Ullman

Honorable Mention ~ Lillian DeBose

Honorable Mention ~ Suzanne Ullman

Master Pieced

First - Marcia Brenner

Second - Susan Hamilton

Third - Marcia Brenner

Honorable Mention - Anne Jones

Honorable Mention - Carole Armstrong

Master Appliqué

First - Cindy Bergman

Second - Maryln Zelenz

Third - Patsy Martin

Master Wall

First - Sally Brown

Second - Sabina Thompson

Third - Sheri A. Mecom

Honorable Mention - Jean Dodson

Master Two Persons

First - Annis Clapp

Second - Jean Dodson

Third - Sally Brown

Honorable Mention - Jean Dodson

Honorable Mention - Annis Clapp

Honorable Mention - Janice Mowery

Honorable Mention - Germaine Reconnu

OPEN DIVISION

Mixed or Other Techniques

First ~ Sally Brown

Second ~ Jennifer Rike

Third ~ Jackie Fay

Honorable Mention ~ Emily Roney

Group Quilts

First ~ Sabina Thompson

Second ~ Patti Carey

Third ~ David Mowery

Honorable Mention ~ Melba Drennan

Art Quilts

First ~ Debby Rake

Second ~ Jennifer Rike

Third ~ Debby Rake

Textile Fabric Items

First ~ Janice Mowery

Show Theme Quilts

First - Terrie Kelley

Second - Sabina Thompson

Third - QGOA Donation Quilt

Honorable Mention - Melba Drennan

Honorable Mention - Jolene Mershon

Honorable Mention - Terrie Kelley

Kits or Blocks of the Month Quilts

First - Claudia J. Francis

Second - Pearl Nettles

Third - Suzanne Ullman

Honorable Mention - Elaine Grasher

Other Quilted Items

First - Annis Clapp

Second - Carolyn Hill

Third - Randa Dillon



QGOA 2011 Festival of Quilts Winners Continued
SUSAN G. KOMEN MINIATURE
SILENT AUCTION QUILTS

**SUSAN G. KOMEN QUILTS**

First ~ Terrie Kelley
 Second ~ Patricia Eckstrom
 Third ~ Annis Clapp
 Honorable Mention ~ Patricia Eckstrom
 Honorable Mention ~ Linda McPherson
 Honorable Mention ~ Judy Liston
 Honorable Mention ~ Elaine Grasher

NANCY'S PINK CHALLENGE QUILTS

First ~ Randa Dillon
 Second ~ Annis Clapp
 Third ~ Linda McPherson
 Honorable Mention ~ Patricia Eckstrom

RONALD MCDONALD DONATION QUILTS

First ~ Jolene Mershon
 Second ~ Susan Fry
 Third ~ Annis Clapp
 Honorable Mention ~ JoAnn Eubank
 Honorable Mention ~ Denny Cornett
 Honorable Mention ~ Libby McDuffie

Dear Fellow Members,

Being a QGOA member has meant so much over the years. You are all a terrific group of ladies and quilters. It has been a privilege and joy to know you. The Bible says there is a time for everything, which is painful but true.

That is why I've been dreading this time when attending guild with you is no longer possible, given my declining health, strength, and circumstances. My Project Linus activities will need to be curtailed as well. (If anyone wants to accept donations and get them to me, I'm still holding quilts for delivery. Just call me.)

All my profound thanks to everyone who supported ABC and then Project Linus. Naturally, you will all be sorely missed, as will the guild activities that were so enjoyable for so long. I wish you all the very best. May God bless and keep you and yours in the palm of His hand.

Much Love,
 Susan Buckner
 (817-249-1276)

Thank You So Much!

We would like to Thank the following prize sponsors for this years' show!

Best of Show Prize

Arlington Sewing Machine - Arlington

Susan G. Komen Miniature Quilt Prizes

Lone Star House of Quilts - Arlington

Ronald McDonald House Sponsor

Lone Star House of Quilts - Arlington

Platinum Sponsors (\$200 Value or more)

Arlington Sewing Machine - Arlington

Common Threads - Waxahachie

Lone Star House of Quilts - Arlington

Quilt Among Friends - Arlington

Gold Sponsors (\$100 Value)

Custom Quilters - Arlington

Magnolia Quiltworks - Arlington

Silver Sponsors (\$25 - \$99 Value)

Batiks Galore - Joshua

Berry Patch - Fort Worth

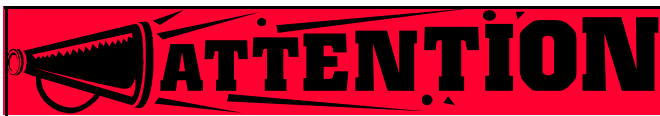
Corner Square Quilts - Cedar Hill

Country Stitches Quilt Shop - Burleson

Peggys Quilt Studio - Pantego

Quilts N More - Midlothian

Sandys Quilt Shop - Burleson



October Retreat Plans Changed

Due to a conflict in the schedule at the Sunset Ranch, Batiks Galore, the October retreat scheduled there has been canceled.

In its place will be a Day Retreat, Oct. 6-8, 2011 at the Pleasant Ridge Church of Christ.

Registration for the Day Retreat will start in July.



Membership News

*****REMINDER*****

Don't forget to renew your membership for 2011 and pay your dues for the new year. Membership form on page 19. You don't want to miss all the interesting speakers and exciting new workshops, retreats, and fun!



Every time you bring a finished quilt to show off at a guild meeting that was begun prior to 2011, sign Nancy's "Finished UFO Book". At the December meeting, she will draw a name from the book's entries and the winner will receive a gift certificate. The more UFOs that you finish, the more chances you will have to win! Now you have no excuse, **FINISH THOSE UFOs!**

Events Around the State

- | | |
|-----------|---|
| June 9-11 | Road to Oklahoma Shop Hop |
| Jun 24-25 | Pink Confetti Quilt Show
Mesquite Quilts 2011
Rutherford Recreation Center
Mesquite, TX |
| Aug 12-13 | Quilt Plano 2011
Plano, TX |
| Sep 1-30 | Quilt Across Texas
TX Statewide Quilt Shop Hop
www.QuiltAcrossTexas.com |
| Sep 16-17 | Quality Pleasures
10 am - 5 pm \$7 admission
Lone Star Convention Center
Conroe, TX |
| Sep 16-17 | Civil War Reflections
Fri 10-5 Sat 9-3 \$3 admission
Civic Center Complex
Sulfur Springs, TX |
| Oct 14-15 | Harvest of Quilts
Greenville, TX |
| Nov 3-6 | International Quilt Festival
Houston, TX |

Coming in June ~

Pot Luck Dinner & "Thread Therapy" with Dr. Bob DVD

Bring your favorite dish - Board members bring dessert. (Please bring a copy of your recipe for the dish you bring. Give recipes to Sheila Parry for future newsletters.)

~ TAQG Corner ~

*****Save the Date.....July 9, 2011*****

Plans for another outstanding Rally Day are being made and we are pleased to announce that Terry Clothier Thompson from Lawrence, KS will be the featured speaker. She is a pattern and fabric designer, quilt historian, and quilt designer for Barbara Brackman's book, "Quilts of the Civil War". Since 2011 is the 150th anniversary of the Civil War, Terry's visit with us is quite timely. For more information, see her website: www.terrythompson.com

Terry will do two workshops. The Thursday and Friday before Rally Day. Sign ups will be available after March 1, 2011.

Once agin the guilds are requested to contribute fat quarters for the goody bags. Members can contribute fat quarters anytime - the deadline is May 30th. So don't forget to bring fat quarters to our May guild meeting on the 10th!!

**\$ 5.00 Quilt Top
Block of the Month**
Second Saturday and
Friday before
4th Block - May 13 & 14

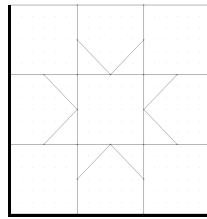


Hours

Mon - Sat 10 am - 5 pm
Thu 10 am - 7 pm

Bring this coupon to
PEGGY'S BOOTH
during the quilt show for a
FREE GIFT!

Quilters' Guild of Arlington Celebration Block



Makes One Twelve Inch Finished Block

Please review all instructions before making the block. Must be a light star in dark/medium background, block may be no larger than 12.5".

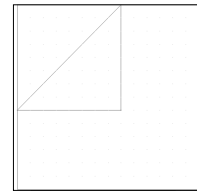
Need:

1. FABRIC A - 4.5" x 36" - MEDIUM TO DARK
2. FABRIC B - 2.5" x 20", plus 4.5" square - LIGHT that is suitable for name to be seen, no strong prints; 200 ct. muslin or plain fabric is suggested.
3. Batting - 13" square
4. 13-14" square backing fabric
5. Binding fabric - two 40 - 42" widths of fabric; cut 2.5" strips, miter for one strip, double fold

Cutting Instructions

*If you are going to heavily quilt, embellish or appliqué the block you may want to cut the pieces 4.5"x 5", then square up block to 12.5". Be careful to put star points on 4.5" side.

1. Cut 8* - 4.5" squares of medium to dark fabric - FABRIC A
If using a fat quarter, cut along short side (18") must be at least 18"; two strips of 4.5".
This will allow for 13" square for backing.
2. Cut 1* - 4.5" square light fabric - FABRIC B You may wish to embroider your name and 'Member Since' line before constructing the block
3. Cut 8 - 2.5" squares of same light fabric - FABRIC B
4. Cut 1 - 13-14 " square of backing fabric, may be same as A or different
5. Cut two 3" squares of either your backing or binding material, for 'hanging corners'
6. Cut 1 - 13 " square batting
7. Cut two (2) widths of fabric (40-42") cut 2.5" strips for binding.



Assembling Block - sew all seams with 1/4" accurate seam width

1. The star points are made using the stitch and flip method: Place a 2.5" sq. of fabric B in the corner of A with the right sides of the fabrics facing each other. With a pencil and ruler, mark a diagonal line on B from the corner to corner as shown. Sew on the line.
2. Trim patch 1/4" from sewn line. Press it gently to corner.
3. Repeat with another B patch on adjacent corner to create star points. Make total of 4 matching units for each of the star point units.
4. Join the matching units into rows with A patches as shown above; press the seams allowances toward the A's; middle row to B patch. Sew the rows together to complete the star block.

Finish

1. Quilt the block. You may embellish and quilt as desired to personalize your block! It cannot be larger than 12.5" square, so do nothing to extend size or 'dangle' off block.
2. Please make two 'hanging corners', see below for instructions.
3. Sew on the binding to the block.
4. Sign block in at least 3/4-1" lettering in middle of center square with permanent fabric pen or embroidery. Include this line under your name: **Member Since** - fill in year you joined QGOA!

Hanging Corners - Corner Triangles for Hanging a Small Quilt

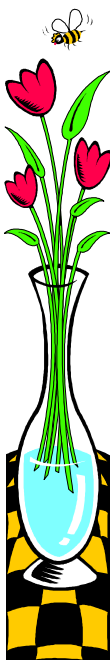
1. Cut two 3" squares of your backing or binding material.
2. Fold in half diagonally. Press.
3. Align the folded triangles on the back of the quilt to the TOP right and left corners, raw edges even. Pin. Double check you placed the corners on the top corners!
4. Sew on the binding in your usual method.

Blocks will be retained by the QGOA for future exhibits.

Guild Refreshments

January:	C, T
February:	H, V
March:	M
April:	S, Z, E
May:	A, D
June:	POTLUCK (Board-Desserts)
July:	G, L
August:	B, K, O
September:	F, I, J, Q
October:	N, P, R
November:	T, U, W, X, Y
December:	POTLUCK (Board - Desserts)

Please help at the membership table; signing in & greeting members & guests during your assigned month. Please mark your calendars.



Membership Information & Volunteer Hours

Don't forget to record your volunteer hours each month when you sign-in. This information is important to our guild's non-profit status and helpful with grant application for funding of the quilt show. Remember anything you do to promote the guild or quilting or community outreach through quilting counts.

Don't forget to renew your membership for 2011. Our guild membership year begins in January. Remember that the directory you received is a permanent one. Updates will be made to it after the beginning of the year, including new yearly information pages to replace the ones you have.

QGOA Celebration Blocks

We are still collecting Celebration Blocks and if you haven't made one yet, please make one for our collection. Our goal is to have one celebration block to represent every wonderful member of our guild. You can personalize your block however you want - embroidery, beading, and/or quilting - put your name and 'member since' in the center of the 12" block! Instructions can be found on page 14 of the newsletter or at the following link: www.qgoa.org/forms/celebration.pdf

Thank you,

Linda Mc Pherson ~ Permanent Quilt Collection

Check this website out:
<http://www.findmyfabric.com>

Call for Show Entries.....

Quilters Guild of Plano

It would be great to see your quilt in our show!

Due July 14th, 2011

Entry Forms and information are available on our website -- quiltersguildofplano.org

OR contact Helen Wilems
214-3878-0337 ** rwilems@aol.com

A Word from the Editor~

Spring Greetings!

Just a reminder.....deadline for the newsletter is the 15th of each month. You can give me your information at guild meetings, via email or snail mail at the following addresses.

sheila2parry@gmail.com
6112 W Poly Webb Rd
Arlington, TX 76016

I am always looking for fillers - poems, recipes, helpful hints, etc.

Sheila Parry





Custom Quilters

Long Arm Quilting
Mark Clark ~ Arlington

Guild Members

15% Off

Discount on Quilting Service & Batting

Charity Quilts No Charge as time permits

Custom Quilters

believes your quilt we are working on
is the most important quilt in the world!
Each quilt gets individual, undivided attention

682-241-1349

info@customquilters.com

Check our Website for
NEW Designs

www.CustomQuilters.com



QUILTER'S GUILD OF ARLINGTON

EXECUTIVE BOARD AND APPOINTED OFFICERS 2011

EXECUTIVE BOARD

President	Randa Dillon
Vice President	Susan FitzGerald
Secretary	Debbie Rake
Treasurer	Janice Farris
Parliamentarian	Libby McDuffie

STANDING and APPOINTED COMMITTEES

PROGRAMS

Vice Chairman	Susan FitzGerald
	Elizabeth Cooper

MEMBERSHIP

Guild Products	Janice Christy
	Larry Denning

HOSPITALITY

Door Prizes	Charlotte Humphrey
Volunteer Hours	Malorie Harper
Golden Spool	Judy Liston
Librarian	Sandra Boice
Welcoming	Pat Madrid

PUBLICITY

Permanent Quilt Coll.	Peggy Billingsley
	Sherry Livingston

NEWSLETTER

Historian	Linda McPherson
Sunshine & Shadow	Sheila Parry

QUILT SHOW 2011

	Billie Breechen
	Lauren Crespo

GUILD ACTIVITIES

Block Party	Kelly Monroe
Presidents Blocks	Nancy Conner
Display Case	Nancy Conner
Retreat Coordinator	Nancy Spell
TAQG Rep.	Libby McDuffie
	Carolyn Troupe

COMMUNITY OUTREACH

Comm. Outreach	Carolyn Hill
Susan G. Komen	Carolyn Hill
Project Linus	Susan Buckner
Safe Haven	Patsy Martin
Ronald McD 2011	Del Jeanne Mathews
	Peggy Billingsley

WEBSITE COORD.

DONATION QUILT

Donation Quilt 2010	Flossy Loop
Donation Quilt 2011	Janice Mowery
Donation Quilt 2012	Patricia Eckstrom

Webmaster

Art Parry

Email address to contact officers:
support@qgoa.org, or refer to the current
directory for specific information.

STITCH GROUPS

Guild members are cordially invited to join a sewing group for fellowship and stitching. Most groups have room for new members.



Friendship Stitchers

Meets the 1st & 3rd Thursdays
10:00 a.m. at First Christian Church
Contact: Helga Smith

Etcetera Art Quilt Group

Meets @ Lone Star House of Quilts
1st Thursday of the Month
7 p.m. to 8:30 p.m.
Contact: Denny Cornett

The Piecemakers - full at this time

Meets at Bob Duncan Community Center
2nd & 4th Thursdays
6:00 p.m. to 10:00 p.m.
Contact: Linda McPherson

Please let us know if you've formed an open group or want to do so
support@qgoa.org.



*Be Courteous to our Speakers and Members
and **TURN OFF your CELL PHONES**
during the meetings!*

QGOA NEWSLETTER AD RATES

SIZE	1 MO	3 MOs	1 YR
1/8 page	\$7.50	\$22	\$ 85
1/4 page (3?"x4?")	\$15	\$40	\$150
1/2 page (4?"x7?")	\$30	\$75	\$ 270
1/2 page (9?"X3"?)	\$30	\$75	\$270
1/2 page (back page)	\$40	\$105	\$378
1 page (7 x 9)	\$60	\$150	\$540

All ads must be print ready and fit the size requirement. Ads must be received by the 15th of the month prior to the desired publication month.
Email preferred.

Sunshine and Shadow



~ Sunshine ~

The weather seems to be improving all across the country. Rest for the weary and sunny days for cleaning up.

~ Shadow ~

Marge Kazar is suffering yet another painful bout of shingles but is celebrating her daughter's graduation from nursing school.



Carolyn Hill is well on the road to recovery from gallbladder surgery.

Brenda Burgess fell and suffered a concussion and a gash that required several stitches.

JoAnn Eubank's beloved mother-in-law passed away.

Elaine Grasher's mother-in-law passed away.

Let's remember to keep the tornado victims in our prayers in the coming days as they clean up and start over.



For Late Breaking QGOA News

You'll always know the latest information when you join the QGOA Yahoo Group; its quick and easy. Go to the guild home page at www.QGOA.org and click on the link. If you have any questions, please contact Carolyn Hill at sportsfn@swbell.net



Quilt Ideas "For Great Beginnings"

1809 Midcrest Dr.
Plano, Texas 75075

Phone: 972-424-7791

Fax: 972-424-7791 *51

Website: www.quiltideas.com

Email: patterns@quiltideas.com

Measure your quilts before you come to the **placeCityMesquite Quilt Show June 24th and 25th.**

In our booth, we will have all kinds of ways to hang and display your quilts.

Bring a big car.

Quilt Clamps (all sizes) 18" - 96" long
Quilt Ladders small & large (holds 5-10 Quilts)
Mini Quilt Holders 10" - 38" long
2 Sided Folding Screens (holds 10 Quilts)
3 Sided Folding Screens (holds 18 Quilts)
Small Ruler Holders and Large to fit Regular & Long Arm Quilter's Rulers
Wall Mount Ruler Holders
Spool Thread Holders - - Thread Spool Inserts
Folded Quilt Holder, Hearts & Texas Quilters Mega Ironing Boards w/cover 22" x 60"

Are you looking for answers to these problems?

- * Boxes of photos piling up
- * Organizing your photos
- * Journaling your family events
- * What to do with all those JPEGs

Let me help you find a solution!!

Creative Memories has solutions for all the problems above and more. From traditional scrapbooking to digital scrapbooking -

Sheila Parry - Consultant
 817-526-1814
sheila.parry78@gmail.com
www.mycmsite.com/sheila2
 Consultant ID # 11813148

Libby's 9-Patch Pattern

To thank Libby for a wonderful 2010
Unfinished size is 5" square

Fabrics:

- ? Civil War reproduction fabrics for dark squares
- ? Civil War reproduction shirting fabric for light squares.

Dark fabric:


- ? Cut three 2" x 6 1/2" strips

Light fabric:

- ? Cut three 2" x 6 1/2" strips

Assembling the block

- ? Sew a three-strip set: dark-light-dark. Press seams toward the dark strip.
- ? Sew a three-strip set: light-dark-light. Press seams toward the dark strips.



- ? Cut each strip set into three 2" units.



- ? Sew strips into two 9-patch blocks.



We will be presenting Libby her blocks during the June meeting. You can turn them in at anytime before then.

PELLO PERKS

"Pellon is celebrating 50 years providing quality products to sewers, crafters and quilters. We want to support your charitable efforts while supporting your local quilt shops and introduce you to our new collection of quilt batting. Every time you purchase a Pellon/Legacy product from a participating retailer and present a PellonPerks coupon, you increase the odds that your group will win a 9 yard by 96" wide board/bolt of our Natural Blend 80/20 quilt batting.

- * The participating quilt guild that uses the most coupons wins the whole 9 yards!
- * Chances at each participating shop - multiple opportunities to win!
- * The individual member who uses the most Pellon/Perks coupons will win a queen size Natural Blend 80/20 batting.
- * The quilt shop who collects the most PellonPerks coupons will win an incentive as well.
- * This program runs from mid-April to mid-July, 2011.

Let's keep local dollars local! Stop in to see the FREE project ideas offered in the shops. See the participating stores below. This is a test market. We hope that you will participate.

Pellon products that qualify for the use of the PellonPerks coupon are displayed on a special display case in the stores. Check out the batting information on the display."

Participating Stores in our area:

Peachtree Quilts

133 N. Waco St.
Weatherford, TX 76710
817-599-4114

Quilts & More

211 W. Ave F
Midlothian, TX 76065
972-723-8669

Pellon Perks ARLINGTON QUILT GUILD

GUILD MEMBER NAME _____

PHONE # _____

QUILT SHOP _____

ROAD TO OKLAHOMA SHOP HOP

June 9 - 11, 2011 Hours: Thur & Fri 9 am - 9 pm Sat 9 am - 6 pm

Theme - Stars and Stripes

Prizes of \$675, \$450, \$225 in Gift Certificates

Featured Fabric: Moda's Charlevoix collection by Minick & Simpson

Your journey begins with the "Shop Hop Passport" available at participating shops. The quilt shop locations are found on the web-site: www.RoadToOklahomaShopHop.com

Each shop will provide free block patterns - Fabric block kits available for \$8.00 each. Each shop will have a finishing kit, which can be pre-ordered from shops and picked up during shop hop.

QGOA
Block Party
July, 2011
Sailboat—

Your choice of colors for sail and boat.

Blue--water

Cut a 3 ½ in. by 12 ¼ in. strip *

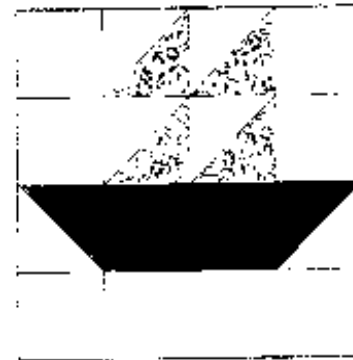
Blue--sky---Cut 2- 3 ½ in by 6 ½ in rectangles **

Cut 3- 4 in. squares

Sails---Cut 2---4 in. squares

Boat---Cut 1---4 in. square

Cut 1--3 ½ in. by 6 ½ in. rectangles



* Ignore the lines under the boat.
It is one piece.

** The pieces on both sides of the
sail are rectangles.

Layer a sail square and a sky square. Draw a diagonal line and stitch on both sides of the line. Cut apart, press seam to the dark and square up to 3 ½ in. Repeat to make a total of 4 sail pieces. Repeat with a boat square and a sky square.

Layer out and assemble according to the diagram.

Soldier Blocks -Use red, white and blue.

Project Linus Blocks

Use pink and light blue. Construct 6 ½ inch unfinished 9 patch blocks from fabrics, using 2 ¼ in squares.

Drawing used by permission from Lap Quilting by Georgia Bonesteel, c 1982, Oxmoor House. Please visit Ms. Bonesteel's website: georgiabonesteel.com

Tips for Selecting Fabrics

From Tips for Quilters by Rachel T. Pellman
(from our guild library)

I try to have a contrast in the colors I choose. The quilt pattern also determines my color choices. I often use a little black to get a more dramatic effect.

~Loraine Arnold, Rhineback, NY

Whenever I find a good light color, I buy a yard because it's always harder to find lights. I try to mix large prints, small prints, color values, etc.

~Nancy Wagner Graves, Manhattan, KS

I always pick one fabric that has spark, that is more outstanding, and that adds pizzazz. I avoid choosing colors that blend so well that nothing predominates.

~Barbara F. Hummel, Punxsutawney, PA



charmingprints

maria davis, quilting artist


longarm quilting studio

701 s stemmons
lewisville west, suite #240
lewisville, tx 75067

cell 360.271.8837

maria.charmingprints@gmail.com

www.wix.com/charmingprints/charmingprints



Magnolia Quiltworks

Store Hours

Tuesday thru Friday 10 am - 5 pm

Saturday 10 am - 4 pm

Closed Sunday & Monday

There is always something new and creative happening at Magnolia Quiltworks . . . where friends & quilts come together

Monthly Clubs

Nimble Thimbles - 1st Tues

Crazy Quilts - 2nd Tues

Novel Quilters - 2nd Fri

Snippets - 3rd Tues

Wool-works - 4th Tues

June 2011 Classes

Wed, June 1

10:30 - 3:30

Strippy Floral quilt

Thu, June 2

1 pm - 4 pm

Hand Quilting

Mon, June 6

10:30 - 2:30

Twinkling Stars

Wed, June 8

10:30 - 1:30

Two Squares within address Street A Square

Thu, June 9 & 16

10:30 - 1:30

Not Van Gogh's Sunflowers (Paper Piecing)

Mon, June 20

10 am - 4 pm

Log Cabin in a Day

Mon, June 27

10 am - 4 pm

Crocodile Rock Mystery Quilt

TERRY CLOTHIER THOMPSON WORKSHOP

**Thursday, July 7, 2011
9 AM - 3 PM**

Mimosa Lane Baptist Church
1233 N Belt Line Rd
Mesquite, TX
www.mimosalane.org

"APPLIQUE BY THE YARD"
(Enrollment limited to 30 people)

Registration: \$45 _____

**Make check payable to: TAQG
Mail reservation ASAP to: Deanna Hasten
1735 CR 1120, Cumby, TX 75433
For info, call: Deanna Hasten, 903-994-2570
dkhasten@cumbytel.com**

There are 6 patterns to choose from, and the pattern is FREE:

- 1. OAK LEAF AND REEL (Beginner)**
- 2. ROSE TREE (Intermediate)**
- 3. STARS AND ROSES (Beginner)**
- 4. POT O' FLOWERS (Intermediate)**
- 5. ROSE OF SHARON (Beginner)**
- 6. STAR AND TULIP (Intermediate)**

**THE SUPPLY LISTS WILL BE ON THE TAQG WEBSITE:
texasassociationofquiltguilds.org**

Name: _____

Address: _____

City, State, Zip: _____

Phone: _____ **Email:** _____

Name of Pattern you choose: _____

HOUSTON INTERNATIONAL QUILT FESTIVAL

JOIN US FOR TWO DAY OF FUN AND QUILTING -- November 2 & 3, 2011

Wednesday, November 2, 2011

Leave at 10:30 am - from Dan Dipert bus barn on Park Row in Arlington.

Lunch at a tea room in Ennis (included in price).

On to Houston and the Crowne Plaza Hotel.

Unpack and rest before an early dinner at the Olive Garden (included in price).

Board bus around 6:15 pm to head to convention center for preview night from 7-10 pm.

Thursday, November 3, 2011

Breakfast, including eggs and pancakes, at the hotel.

Pack bus at 9:30 and ride to show.

Enjoy a full day of viewing quilts, seeing what's new, and shopping.

Leave show about 5:30pm and stop for dinner (on your own) on the way home.

Arrive in Arlington about 10:30 pm

Cost:

Price includes bus, hotel, one lunch, one dinner, and one breakfast.

\$250 for a double occupancy suite

\$235 for a triple

\$300 for a single

Payments:

Make check payable to Happy Johns.

A \$75 non refundable (but transferrable) deposit will make your reservation and save you a seat.

Mail deposit to Happy Johns, 7325 Old Mill Run, Ft. Worth, TX 76133

Second installment of \$100 is due by August 30.

Final payment is due by September 30, 2011.

Questions??

Call Happy at 817-370-7207 (or cell 814-312-8594)

One Day Trip to International Quilt Festival, HOUSTON

\$70 for the bus, show ticket and a program. See the show on Sunday, November 6, 2011.

Leave from Dan Dipert bus barn on Park Row in Arlington at 6:30 am and arrive at Brown Convention Center at 11:00 when the show opens. Board bus at closing, 5 pm. Stop for dinner on the way home and return to Arlington about 10:30 pm.

Contact Happy Johns, 817-370-7207 (or cell 817-312-8594) about reservations. The sooner you pay, the closer to the front of the bus, you will be assigned a seat.

Make checks payable to Happy Johns. Mail to 7325 Old Mill Run, Ft. Worth, TX 76133

QUILTERS' GUILD OF ARLINGTON 2011 MEMBERSHIP REGISTRATION FORM

Items in **BOLD** print will be published in directory.

Name _____ (**Nick Name**) _____

New Member _____ Renewal _____ Please check if your information has not changed _____

Member Since: _____ Quilting how many years? _____

***Please Provide a Photo of yourself, new or updated if not previously submitted; attache to form.

Please fill out or check where indicated and print large!

Spouse's name _____

Address _____

City _____ **State** _____ **Zip** _____

Home _____ **Cell** _____ **Work** _____

Email address _____

Birthdate (month/day) _____ **Stitch group** _____

Favorite: Color _____ **Quilt Book** _____ **Quilt Author/Teacher** _____

Special Quilt Interests _____ **Skills to share** _____

I am a: New _____ **Intermediate** _____ **Mater Quilter** _____

Program Ideas: ex, subject, speaker

Membership fees:

() Membership	\$30	
() New	() Renewal	
() Junior Member	\$15	
* see standing rules for limitations		
() Senior (65 - 84)	\$25	
() Super Senior Saver (85 and older)	\$ 0	
() Printed Newsletter Subscription	\$15	
	Total	

Cash _____ Check # _____ Amount paid _____ Date _____

Check the box if you do not want your information in the Guild Directory.

Signature _____ Date _____

Photos will be taken at meetings if you prefer, just ask at the membership table.

Mail to QGOA, PO Box 13232, Arlington, TX 76094-0232

QUILTERS' GUILD OF ARLINGTON
www.qgoa.org

P.O. Box 13232
Arlington, TX 76094-0232

Lone Star House of Quilts
Your Hometown Quilt Shop

15%
OFF

***Bring in this newsletter and receive
15% Off your next purchase anytime
during June or July 2011.***

*Offer does not apply to Classes, Consignments, Sale Items,
or Blocks of the Month.*



*1210 W. Abram St.
Arlington, TX
817-277-4749*

***Monday
Madness!***

*30% off FQs with
10 minimum*

Lone Star House of Quilts / 1210 W. Abram St., Arlington, TX 76013 / 817-277-4749

lonestarehouseofquilts@gmail.com