

THE QUILTING BEE

Quilters' Guild of Arlington, Inc.
PO Box 13232, Arlington, TX 76094


www.qgoa.org
support@qgoa.org

Volume XXVII Issue 7

July 2011

July's Speaker ~ Judy Steward

"Quilt Like You Desire" How do I know what will look good?



Sometimes a quilt stumps us or we don't have enough experience to know what a design will look like in an area of our quilts. This is a trunk show of my quilts that show the choices I made and how they do or don't work as well as other options. I'll go through traditional designs as well as my art quilt designs.

TAQG Rally Day is Here! July 9, 2011

Plan to attend this year's outstanding Rally Day! Terry Clothier Thompson from Lawrence, KS will be the featured speaker. She is a pattern and fabric designer, quilt historian, and quilt designer for Barbara Brackman's book, "Quilts of the Civil War". Since 2011 is the 150th anniversary of the Civil War, Terry's visit with us is quite timely.

In case of inclement weather:

In general, will do what the University of Texas of Arlington does. If they cancel evening classes we will cancel guild and board meetings.

Meeting Location

Bob Duncan Community Center
Vangergriff Park
Arlington, Texas

Doors open at 6:30 ~ Meeting at 7:00

Guild Calendar

Jul 5 - Board Meeting
Jul 9 - TAQ Meeting
Jul 12 - Guild Meeting - Judy Steward
Aug 2 - Board Meeting
Aug 9 - Guild Meeting - Annis Clapp
Aug 13 - Workshop - Pinwheel Stars



Don't Forget to Bring:

Name Tag
Show & Tell Items
Block Party, Linus, Patriotic Blocks
Refreshments - G, L
Pizza Box Challenge
Safe Haven -
Feminine hygiene products

A Word from our President ~

Hi Quilters,

It is summertime for sure. This happens to be my favorite time of year. That may go back to my teaching years. Summers offered time to recuperate and catch up on some things. Some of you are off on trips to get away from the heat or just to get away. May your vacations be both relaxing and energizing.

Hopefully you will be able to sew a lot this summer. My immediate goals for the summer are to quilt the t-shirt quilt top I just finished, to land two of the many UFOs I have, and to make a few donation quilts. Summer may not be long enough to do all of that though. What about you?

I certainly enjoyed the pot luck dinner on the 14th of June. The food was delicious the fellowship fun and the video informative. Thank you for bringing the food and a special thanks to those who set up and cleaned up. The video was Thread Therapy With Dr. Bob from Superior Threads. He talked about thread, needles and tension. If you missed the video or would like to see it again, you can check it out from our guild library.

I will see you in July.

Stay cool,

Randa Dillon

Guild Refreshments

January:	C, T
February:	H, V
March:	M
April:	S, Z, E
May:	A, D
June:	POTLUCK (Board-Desserts)
July:	G, L
August:	B, K, O
September:	F, I, J, Q
October:	N, P, R
November:	T, U, W, X, Y
December:	POTLUCK (Board - Desserts)

Please help at the membership table; signing in & greeting members & guests during your assigned month. Please mark your calendars.

~ Membership News ~
June Guild Meeting we had 53 members, 1 visitors.



A recent study has indicated that fabric gives off certain Pheromones, that actually hypnotize women and cause them to purchase ungodly amounts.



July Birthdays

Flossy Loop ~ 1
Dottie Hughes ~ 5
Marcia Brenner ~ 6
Elaine Grasher ~ 6
Sabina Thompson ~ 12
Susan Reinartz ~ 23
Marion Neftj ~ 24
Ann Houpt ~ 28
Carol Armstrong ~ 29
Pat Voss

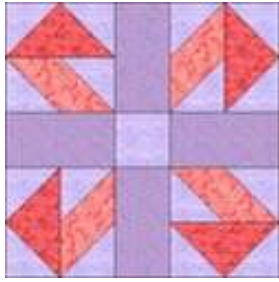


Safe Haven Women's Shelter Donations

Please Bring
Feminine Hygiene
Products

We will continue to accept travel size toiletry items throughout the year.

ALL items should be new and unused including toiletries



Did You Know.....

....That QGOA has a collection of almost 100 quilt blocks? They were made by many members in the past to support the Guild's educational mission. They are available to any Guild member. In the meantime, Debby Rake is doing some research on the names and origins of some of the blocks. She will be bringing in examples with the information she has found and displaying them at the back of the room at each Guild meeting. Be looking for them!

2011 Programs and Workshops at a Glance

- July 14** **Judy Steward** - "Quilt As Desired"
- August 9** **Annis Clapp** - "Quilting In The New Millennium"
Website: www.amc-quilts.com
- August 13** **Workshop** - "Pinwheel Stars".
(This is a Saturday workshop.)
- September 13** **Debbie Rake** - "Antique Quilts"
- October 11** **TBA**
- November 8** **Sam Lamoreaux** - "Confessions of an ADQ"
(Attention Deficit Quilter)
Website: www.thequiltersworkshop.net
- December 13** **Pot Luck Dinner and Brown Bag Raffle**

WORKSHOP REGISTRATION FORM

(Please use this form to register for all upcoming workshops. You may photo copy this form).

Name: _____

Address: _____

City: _____ State: _____ Zip: _____

Phone # _____ E-Mail Address: _____

Workshop Desired: _____

Cost is \$40.00/members \$45/non-members - Form of Payment (circle one) Check Cash

Payment must be received to hold your space in the workshop. Enrollment is on a first come first serve basis. Please send your registration form with full payment to: QGOA (Quilters' Guild of Arlington), P.O. Box 13232, Arlington, TX 76094-0232. **Please make all checks payable to QGOA.** Also, you must sign-up with Susan FitzGerald.

Supply lists will be listed in the newsletter at the www.GQOA.org website or look for list at the Guild meeting.

Workshops are held at Pleasant Ridge Church of Christ Family Pavilion in Arlington. Located at I20 & Little Road NW of the Southwest Plaza Shopping Center.

Friendship Stitchers Workshop

On June 2, Friendship Stitchers conducted a workshop for those members who weren't familiar with the stitch'nFlip method of quilt as you go. The group decided that the quilts made during the workshop will be sent to Joplin, Missouri and given to children who are victims of the recent tornado.

Jolene Mershon



Joyce Jones and Ouida Bost



Dorothy Koeritz, Elaine Grasher, and Mary Ann Schara



Janice Mowery



Judy Liston, Billie Brecheen, Sheila Kinsey, and
Leila Kinsey




Elizabeth Cooper

Sheila Parry and the ladies in her Creative Hands group at her church, are working on quilts to take to Alabama to tornado victims there. Anyone that is interested in donating quilts, quilt tops, fabric for tops and backing, batting or even money to help purchase need fabric and batting see Sheila or call her at 817-572-1931 or 817-526-1814. Sheila is planning to deliver all the quilts they have ready the weekend before Thanksgiving. As time gets closer to the delivery, we may need help quilting and binding as well. Thank you for any and all help!

June Show and Tell

Randa Dillon	Magic 9 Patch -- Maker and quilter - Randa Dillon
Pat Madrid	Suprise Quilt -- Maker and quilter - Pat Madrid Feathered Star -- Maker and quilter - Pat Madrid
Cindy Bergman	Ben's Elephant Walk -- Maker and quilter - Cindy Bergman
Libby McDuffie	Levi's Stars -- Maker and quilter - Libby McDuffie
Del Jeanne Matthews	Happy Bears -- Maker and quilter - Del Jeanne Matthews
Kay Dietrick	Cats in a Nine Patch Garden -- Maker and quilter - Kay Dietrick Roses -- Maker and quilter - Kay Dietrick
Charlotte Humphrey	Ice Cream Treats -- Maker and quilter - Charlotte Humphrey Cars -- Maker and quilter - Charlotte Humphrey
Judy Liston & Billie Brecheen	Children at Play -- Maker and quilter - Judy Liston & Billie Brecheen
Sheila Parry	With Love from Grandma -- Maker and quilter - Sheila Parry Embroidery by Vonnie Monk



We would like to thank everyone that brought food for our Quilt Show. Everything was wonderful! Not only do we have excellent quilters in our guild, we have fantastic cooks! If you don't believe me, ask our show vendors. They love you cooks! Thanks again, with your help we were able to feed vendors and volunteers heartily.

Remember to put May 11 & 12, 2012 on your calendar!

Sincerely,
Carole Armstrong and Joyce Jones

Congratulations!
Elaine Grasher
Winner of the Golden
Spool



Rules for Quilting

1. Always buy fabric no matter how much you already have.
2. Sew All Day and All Night , absolutely no cooking allowed.
3. Use a lot of spit for tiny droplets of blood, this always makes the quilt personal
4. Always start a new quilt before the last one is finished, this requires you to go back to step #1.



October Retreat Plans Changed

Due to a conflict in the schedule at the Sunset Ranch, Batiks Galore, the October retreat scheduled there has been canceled.

In its place will be a Day Retreat, Oct. 6-8, 2011 at the Pleasant Ridge Church of Christ.

Registration for the Day Retreat will start in July.



Membership News

*****REMINDER*****

Don't forget to renew your membership for 2011 and pay your dues for the new year. Membership form on page 19. You don't want to miss all the interesting speakers and exciting new workshops, retreats, and fun!



Every time you bring a finished quilt to show off at a guild meeting that was begun prior to 2011, sign Nancy's "Finished UFO Book". At the December meeting, she will draw a name from the book's entries and the winner will receive a gift certificate. The more UFOs that you finish, the more chances you will have to win! Now you have no excuse, **FINISH THOSE UFOs!**

Events Around the State

- | | |
|----------------|--|
| Jul 15-16 | Ellis County Quilters
Two for the Show
Midlothian, TX |
| Aug 5-6 | Ft Worth Academy of Fine Arts |
| Aug 12-13 | Quilt Plano 2011
Plano, TX |
| Sep 1-30 | Quilt Across Texas
TX Statewide Quilt Shop Hop
www.QuiltAcrossTexas.com |
| Sep 16-17 | Quality Pleasures
10 am - 5 pm \$7 admission
Lone Star Convention Center
Conroe, TX |
| Sep 16-17 | Civil War Reflections
Fri 10-5 Sat 9-3 \$3 admission
Civic Center Complex
Sulfur Springs, TX |
| Sep 30 - Oct 1 | Lone Star Fiesta
Dell Diamond Heritage Center
Round Rock, TX |
| Oct 8 | West Texas: Sunsets, Wind & Black Gold
Midland, TX
(midlandquiltersguild.com for more info & entry forms) |
| Oct 14-15 | Harvest of Quilts
Greenville, TX |
| Oct 14-15 | Grandma's Treasures
Gainesville, TX |
| Oct 14-15 | Baltimore's Country Cousins
Canton, TX |
| Nov 3-6 | International Quilt Festival
Houston, TX |

Dear Fellow Members,

Being a QGOA member has meant so much over the years. You are all a terrific group of ladies and quilters. It has been a privilege and joy to know you. The Bible says there is a time for everything, which is painful but true.

That is why I've been dreading this time when attending guild with you is no longer possible, given my declining health, strength, and circumstances. My Project Linus activities will need to be curtailed as well. (If anyone wants to accept donations and get them to me, I'm still holding quilts for delivery. Just call me.)

Recently Project Linus has donated quilts to Japan and Joplin, MO. We are waiting to see if they need more. In the immediate future, if you wish, you can donate Project Linus quilts to the tornado victims in Alabama via Sheila Parry. There is also a new area coordinator for Project Linus, Debbie Grisham. Some of you may know Debbie since she is a former guild member. If you need anything or have questions you can call Debbie at 817-249-1276.

All my profound thanks to everyone who supported ABC and then Project Linus. Naturally, you will all be sorely missed, as will the guild activities that were so enjoyable for so long. I wish you all the very best. May God bless and keep you and yours in the palm of His hand.

Much Love,

Susan Buckner

(817-249-1276)

Peggy's Quilt Studio

2410 C Superior Dr
Pantego, TX 76013

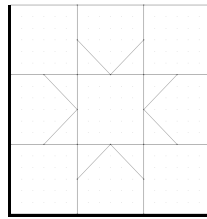
817-275-4155
12 Peggy@sbcglobal.net

Mon - Sat 10:00 AM - 5:00 PM



**COME BY TO SEE OUR NEW
50% SALE TABLE!**

Quilters' Guild of Arlington Celebration Block



Makes One Twelve Inch Finished Block

Please review all instructions before making the block. Must be a light star in dark/medium background, block may be no larger than 12.5".

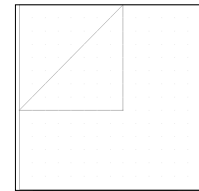
Need:

1. FABRIC A - 4.5" x 36" - MEDIUM TO DARK
2. FABRIC B - 2.5" x 20", plus 4.5" square - LIGHT that is suitable for name to be seen, no strong prints; 200 ct. muslin or plain fabric is suggested.
3. Batting - 13" square
4. 13-14" square backing fabric
5. Binding fabric - two 40 - 42" widths of fabric; cut 2.5" strips, miter for one strip, double fold

Cutting Instructions

*If you are going to heavily quilt, embellish or appliqué the block you may want to cut the pieces 4.5"x 5", then square up block to 12.5". Be careful to put star points on 4.5" side.

1. Cut 8* - 4.5" squares of medium to dark fabric - FABRIC A
If using a fat quarter, cut along short side (18") must be at least 18"; two strips of 4.5".
This will allow for 13" square for backing.
2. Cut 1* - 4.5" square light fabric - FABRIC B You may wish to embroider your name and 'Member Since' line before constructing the block
3. Cut 8 - 2.5" squares of same light fabric - FABRIC B
4. Cut 1 - 13-14 " square of backing fabric, may be same as A or different
5. Cut two 3" squares of either your backing or binding material, for 'hanging corners'
6. Cut 1 - 13 " square batting
7. Cut two (2) widths of fabric (40-42") cut 2.5" strips for binding.



Assembling Block - sew all seams with 1/4" accurate seam width

1. The star points are made using the stitch and flip method: Place a 2.5" sq. of fabric B in the corner of A with the right sides of the fabrics facing each other. With a pencil and ruler, mark a diagonal line on B from the corner to corner as shown. Sew on the line.
2. Trim patch 1/4" from sewn line. Press it gently to corner.
3. Repeat with another B patch on adjacent corner to create star points. Make total of 4 matching units for each of the star point units.
4. Join the matching units into rows with A patches as shown above; press the seams allowances toward the A's; middle row to B patch. Sew the rows together to complete the star block.

Finish

1. Quilt the block. You may embellish and quilt as desired to personalize your block! It cannot be larger than 12.5" square, so do nothing to extend size or 'dangle' off block.
2. Please make two 'hanging corners', see below for instructions.
3. Sew on the binding to the block.
4. Sign block in at least 3/4-1" lettering in middle of center square with permanent fabric pen or embroidery.
Include this line under your name: **Member Since** - fill in year you joined QGOA!

Hanging Corners - Corner Triangles for Hanging a Small Quilt

1. Cut two 3" squares of your backing or binding material.
2. Fold in half diagonally. Press.
3. Align the folded triangles on the back of the quilt to the TOP right and left corners, raw edges even. Pin.
Double check you placed the corners on the top corners!
4. Sew on the binding in your usual method.

Blocks will be retained by the QGOA for future exhibits.

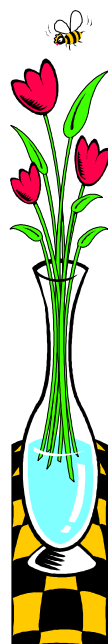


Quilt Ideas
"For Great Beginnings"

1809 Midcrest Dr.
Plano, Texas 75075
Phone: 972-424-7791
Fax: 972-424-7791 *51
Website: www.quiltideas.com
Email: patterns@quiltideas.com

**Check out our website for new items
from our NEW division
"Quilt Hangers and Accessories"**

Quilt Clamps (all sizes) 18" - 96" long
Quilt Ladders small & large (holds 5-10 Quilts)
Mini Quilt Holders 10" - 38" long
2 Sided Folding Screens (holds 10 Quilts)
3 Sided Folding Screens (holds 18 Quilts)
Small Ruler Holders and Large to fit
Regular & Long Arm Quilter's Rulers
Wall Mount Ruler Holders
Spool Thread Holders - - Thread Spool Inserts
Folded Quilt Holder, Hearts & Texas
Quilters Mega Ironing Boards w/cover 22" x 60"



Membership Information & Volunteer Hours

Don't forget to record your volunteer hours each month when you sign-in. This information is important to our guild's non-profit status and helpful with grant application for funding of the quilt show. Remember anything you do to promote the guild or quilting or community outreach through quilting counts.

Don't forget to renew your membership for 2011. Our guild membership year begins in January. Remember that the directory you received is a permanent one. Updates will be made to it after the beginning of the year, including new yearly information pages to replace the ones you have.

QGOA Celebration Blocks

We are still collecting Celebration Blocks and if you haven't made one yet, please make one for our collection. Our goal is to have one celebration block to represent every wonderful member of our guild. You can personalize your block however you want - embroidery, beading, and/or quilting - put your name and 'member since' in the center of the 12" block! Instructions can be found on page 14 of the newsletter or at the following link: www.qgoa.org/forms/celebration.pdf

Thank you,

Linda Mc Pherson ~ Permanent Quilt Collection

Check this website out:
**[http://www.superiorthreads.com/
newsletter/retail/subscribe/](http://www.superiorthreads.com/newsletter/retail/subscribe/)**

A Word from the Editor~

Spring Greetings!

Just a reminder.....deadline for the newsletter is the 15th of each month. You can give me your information at guild meetings, via email or snail mail at the following addresses.

sheila2parry@gmail.com
6112 W Poly Webb Rd
Arlington, TX 76016

I am always looking for fillers - poems, recipes, helpful hints, etc.

Sheila Parry



Call for Show Entries..... **Quilters Guild of Plano**

It would be great to see your quilt in our show!

Due July 14th, 2011

Entry Forms and information are available on our website -- quiltersguildofplano.org

OR contact Helen Wilems
214-3878-0337 ** rwilems@aol.com



Custom Quilters

Long Arm Quilting
Mark Clark ~ Arlington

Guild Members

15% Off

Discount on Quilting Service & Batting

Charity Quilts No Charge as time permits

Custom Quilters

believes your quilt we are working on
is the most important quilt in the world!
Each quilt gets individual, undivided attention

682-241-1349

info@customquilters.com

Check our Website for
NEW Designs

www.CustomQuilters.com



QUILTER'S GUILD OF ARLINGTON

EXECUTIVE BOARD AND APPOINTED OFFICERS 2011

EXECUTIVE BOARD

President	Randa Dillon
Vice President	Susan FitzGerald
Secretary	Debbie Rake
Treasurer	Janice Farris
Parliamentarian	Libby McDuffie

STANDING and APPOINTED COMMITTEES

PROGRAMS

Vice Chairman	Susan FitzGerald
	Elizabeth Cooper

MEMBERSHIP

Guild Products	Janice Christy
	Larry Denning

HOSPITALITY

Door Prizes	Charlotte Humphrey
Volunteer Hours	Malorie Harper
Golden Spool	Judy Liston
Librarian	Sandra Boice
Welcoming	Pat Madrid

PUBLICITY

Permanent Quilt Coll.	Peggy Billingsley
	Sherry Livingston

NEWSLETTER

Historian	Linda McPherson
Sunshine & Shadow	Sheila Parry
	Billie Breecheen

QUILT SHOW 2011

	Lauren Crespo
	Kelly Monroe

GUILD ACTIVITIES

Block Party	Nancy Conner
Presidents Blocks	Nancy Conner
Display Case	Nancy Spell
Retreat Coordinator	Libby McDuffie
TAQG Rep.	Carolyn Troupe

COMMUNITY OUTREACH

Comm. Outreach	Carolyn Hill
Susan G. Komen	Carolyn Hill
Project Linus	Susan Buckner
Safe Haven	Patsy Martin
Ronald McD 2011	Del Jeanne Mathews
	Peggy Billingsley

WEBSITE COORD.

DONATION QUILT

Donation Quilt 2010	Flossy Loop
Donation Quilt 2011	Janice Mowery
Donation Quilt 2012	Patricia Eckstrom

Webmaster

Art Parry

Email address to contact officers:
support@qgoa.org, or refer to the current
directory for specific information.

STITCH GROUPS

Guild members are cordially invited to join a sewing group for fellowship and stitching. Most groups have room for new members.



Friendship Stitchers

Meets the 1st & 3rd Thursdays
10:00 a.m. at First Christian Church
Contact: Helga Smith

Etcetera Art Quilt Group

Meets @ Lone Star House of Quilts
1st Thursday of the Month
7 p.m. to 8:30 p.m.
Contact: Denny Cornett

The Piecemakers - full at this time

Meets at Bob Duncan Community Center
2nd & 4th Thursdays
6:00 p.m. to 10:00 p.m.
Contact: Linda McPherson

Please let us know if you've formed an open group or want to do so
support@qgoa.org.



*Be Courteous to our Speakers and Members
and **TURN OFF your CELL PHONES**
during the meetings!*

QGOA NEWSLETTER AD RATES


SIZE	1 MO	3 MOs	1 YR
1/8 page	\$7.50	\$22	\$ 85
1/4 page (3?"x4?")	\$15	\$40	\$150
1/2 page (4?"x7?")	\$30	\$75	\$ 270
1/2 page (9?"X3"?)	\$30	\$75	\$270
1/2 page (back page)	\$40	\$105	\$378
1 page (7 x 9)	\$60	\$150	\$540

All ads must be print ready and fit the size requirement. Ads must be received by the 15th of the month prior to the desired publication month.
Email preferred.

Just a sampling of the beautiful quilts that were showcased at the 2011 QGOA Quilt Show.



QGOA
Block Party
August, 2011
9 patch in a 4 patch—scrappy



I have given you a choice of methods. One Uses your scraps and can be many colors. The second needs strips and would be just 3. Be creative.

- I. Cut many squares: 2 ½ inch
 Light—14
 Medium—10
 Dark—12

II. Strip method

Lt. and Dark—Cut 2 ½ in. by 21" strip. Stitch together, press seam to dark.

Cut into 2 ½" sections. Make 8.

Medium and light—Cut 2 ½ in. by 16 in. strip. Repeat above directions.(6)

Dark and Medium—Cut 2 ½ in. by 11 in. strip. Repeat above directions. (4)

Lay out and assemble according to the diagram.

Soldier Blocks—Use red, white and blue.

Project Linus Blocks

Use pink and white. Construct 6 ½ inch unfinished 9 patch blocks from fabrics, using 2 ½ in squares.

Drawing used by permission from Lap Quilting by Georgia Bonesteel, c 1982, Oxmoor House. Please visit Ms. Bonesteel's website: georgiabonesteel.com

PELLO PERKS

"Pellon is celebrating 50 years providing quality products to sewers, crafters and quilters. We want to support your charitable efforts while supporting your local quilt shops and introduce you to our new collection of quilt batting. Every time you purchase a Pellon/Legacy product from a participating retailer and present a PellonPerks coupon, you increase the odds that your group will win a 9 yard by 96" wide board/bolt of our Natural Blend 80/20 quilt batting.

- * The participating quilt guild that uses the most coupons wins the whole 9 yards!
- * Chances at each participating shop - multiple opportunities to win!
- * The individual member who uses the most Pellon/Perks coupons will win a queen size Natural Blend 80/20 batting.
- * The quilt shop who collects the most PellonPerks coupons will win an incentive as well.
- * This program runs from mid-April to mid-July, 2011.

Let's keep local dollars local! Stop in to see the FREE project ideas offered in the shops. See the participating stores below. This is a test market. We hope that you will participate.

Pellon products that qualify for the use of the PellonPerks coupon are displayed on a special display case in the stores. Check out the batting information on the display."

Participating Stores in our area:

Peachtree Quilts

133 N. Waco St.
Weatherford, TX 76710
817-599-4114

Quilts & More

211 W. Ave F
Midlothian, TX 76065
972-723-8669

Pellon Perks ARLINGTON QUILT GUILD

GUILD MEMBER NAME _____

PHONE # _____

QUILT SHOP _____

Sunshine and Shadow

~ Sunshine ~



We live in an awesome country!

Larnell Dark - Has cancer and has been taking radiation. Tumor is gone!



~ Shadow ~

Let's continue to remember the tornado victims in our prayers as they continue to clean up and put their lives back together.



Feature Presentation in August ~
Annis Clapp
 Presenting - Quilting in the New Millennium

Our speaker for the August 9, 2011 meeting is Annis Clapp. Annis has had a passion for sewing since she was a child, and has been designing and making quilts and related items since the mid '70s. While making her son's wedding quilt in 1998-99 she became interested in quick piecing techniques. The discovery of rag quilts in 2001 led to 3 quilt books published by Leisure Arts. She has had quilts featured in McCall's Quick Quilts and Ricky Tims' Kool Kaleidoscope Quilts. Her desire for speed and accuracy in her piecing skills led to the development of a seam guide in 2003 which is now available through C & T Publishing.

She will be sharing a trunk show of a few of her first quilts, discussing the piecing methods used, then moving on to the year 2000 and beyond with a variety of quilts from miniature to king size, sharing her fabric selection process, block piecing techniques, and inspiration.

The workshop on Saturday, August 13, is the Pinwheel Star block with a pieced border. Annis will be teaching her reverse paper piecing technique for piecing the blocks. No turning the paper over, holding it up to a light, or wasting chunk of fabric! She will also demonstrate an alternative method for piecing the star block units without paper using her Ultimate Seam Guide and adhesive guide bars. A surprise bonus block will teach picture piecing using her foundation paper piecing technique and there will be a quick lesson for drafting your own paper pieced blocks from a block printed from EQ7. Whether you are new to foundation paper piecing or have been doing it for years using traditional methods, you will be amazed at how easy it is to piece many block styles and sizes quickly and accurately.

Pinwheel Star -- Class Supply List

1. Pinwheel Star Workshop Pattern (includes foundation template copies) - \$5.00.
2. Fabric (5-6 fat quarters). Light for background - Medium, Dark, and Bright or Contrast for star and pieced border - additional fabrics for inner border, cornerstones and outer border.
3. Ultimate Seam Guide recommended but not required - Must be installed on your sewing machine before class. For more detailed installation instructions there is a tutorial on my website: www.amc-quilts.com. I will have alternate seam guides for you to borrow during class if you don't want to purchase one. This seam guide works best on an extension table or large sewing surface.
4. Sewing machine in good working order with open toe walking foot and extension cord. (Pfaff owners with dual-feed use open toe applique foot.) If you don't use a walking foot, this technique will be more difficult to do and may require pinning all of the pieces so they don't shift.
5. Size 90/14 needle for paper piecing.
6. Thread to blend with all fabrics.
7. Rotary cutter, small mat, and rulers. (largest square is 7 1/4" and longest strip is 16")
8. Narrow ruler for trimming seams. (I use an Olfa QR-1x12 ruler.)
9. Basic sewing supplies - scissors, fine pins, seam ripper, etc.
10. Stapler, scrapbooking tape, tweezers.

Coming in September

Debby Rake will take us on a journey through the history of quilting in the United States. Americans have been making beautiful quilts for over 200 years. Debby will explain the changes in technology, society, and design that influenced how quilts were made, who made them, and what they looked like. Join us for a presentation of pictures, hear a few myths, and enjoy good quilting stories.



Designs by Dianne
 Longarm Quilting Studio
 201 Saddlebrook Dr.
 Krum, TX 76249

817.233.3587 - Voice
 866.735.2553 - Fax


Please call for an appointment.

*A unique blend of computer-aided and
 traditional longarm quilting techniques.*

www.designsbydianne.com
 info@designsbydianne.com

For Late Breaking QGOA News

You'll always know the latest
 information
 when you join the
 QGOA Yahoo Group;
 its quick and easy.
 Go to the guild home page at
 www.QGOA.org
 and click on the link.
 If you have any questions,
 please contact Carolyn Hill at
 sportsfn@swbell.net



Magnolia Quiltworks

Store Hours
Tuesday thru Friday 10 am - 5 pm
Saturday 10 am - 4 pm
Closed Sunday & Monday

There is always something new and
 creative happening at Magnolia
 Quiltworks . . . *where friends &
 quilts come together*

Monthly Clubs

Nimble Thimbles - 1st Tues Crazy Quilts - 2nd Tues Novel Quilters - 2nd Fri
 Snippets - 3rd Tues Wool-works - 4th Tues

June 2011 Classes

Mon, Jul 18	10:00 - 4 pm	Reversible Flannel Quilt
Wed, Jul 27	10:00 - 1 pm	Introduction to Paper Foundation - Santa Sampler
Mon, Aug 1	10:00 - 4 pm	Brazilian Dimensional Embroidery
Mon, Aug 8	10:00 - 4 pm	Starlight Christmas
Thur, Aug 11	10:00 - 1 pm	Flip Flop Snowflakes
Wed, Aug 17	10:00 - 1 pm	Trapunto Angel
Sat, Aug 20	2 pm - 5 pm	Hand Quilting

TERRY CLOTHIER THOMPSON WORKSHOP

**Thursday, July 7, 2011
9 AM - 3 PM**

Mimosa Lane Baptist Church
1233 N Belt Line Rd
Mesquite, TX
www.mimosalane.org

"APPLIQUE BY THE YARD"
(Enrollment limited to 30 people)

Registration: \$45 _____

**Make check payable to: TAQG
Mail reservation ASAP to: Deanna Hasten
1735 CR 1120, Cumby, TX 75433
For info, call: Deanna Hasten, 903-994-2570
dkhasten@cumbytel.com**

There are 6 patterns to choose from, and the pattern is FREE:

- 1. OAK LEAF AND REEL (Beginner)**
- 2. ROSE TREE (Intermediate)**
- 3. STARS AND ROSES (Beginner)**
- 4. POT O' FLOWERS (Intermediate)**
- 5. ROSE OF SHARON (Beginner)**
- 6. STAR AND TULIP (Intermediate)**

**THE SUPPLY LISTS WILL BE ON THE TAQG WEBSITE:
texasassociationofquiltguilds.org**

Name: _____

Address: _____

City, State, Zip: _____

Phone: _____ **Email:** _____

Name of Pattern you choose: _____

HOUSTON INTERNATIONAL QUILT FESTIVAL

JOIN US FOR TWO DAY OF FUN AND QUILTING -- November 2 & 3, 2011

Wednesday, November 2, 2011

Leave at 10:30 am - from Dan Dipert bus barn on Park Row in Arlington.

Lunch at a tea room in Ennis (included in price).

On to Houston and the Crowne Plaza Hotel.

Unpack and rest before an early dinner at the Olive Garden (included in price).

Board bus around 6:15 pm to head to convention center for preview night from 7-10 pm.

Thursday, November 3, 2011

Breakfast, including eggs and pancakes, at the hotel.

Pack bus at 9:30 and ride to show.

Enjoy a full day of viewing quilts, seeing what's new, and shopping.

Leave show about 5:30pm and stop for dinner (on your own) on the way home.

Arrive in Arlington about 10:30 pm

Cost:

Price includes bus, hotel, one lunch, one dinner, and one breakfast.

\$250 for a double occupancy suite

\$235 for a triple

\$300 for a single

Payments:

Make check payable to Happy Johns.

A \$75 non refundable (but transferrable) deposit will make your reservation and save you a seat.

Mail deposit to Happy Johns, 7325 Old Mill Run, Ft. Worth, TX 76133

Second installment of \$100 is due by August 30.

Final payment is due by September 30, 2011.

Questions??

Call Happy at 817-370-7207 (or cell 814-312-8594)

One Day Trip to International Quilt Festival, HOUSTON

\$70 for the bus, show ticket and a program. See the show on Sunday, November 6, 2011.

Leave from Dan Dipert bus barn on Park Row in Arlington at 6:30 am and arrive at Brown Convention Center at 11:00 when the show opens. Board bus at closing, 5 pm. Stop for dinner on the way home and return to Arlington about 10:30 pm.

Contact Happy Johns, 817-370-7207 (or cell 817-312-8594) about reservations. The sooner you pay, the closer to the front of the bus, you will be assigned a seat.

Make checks payable to Happy Johns. Mail to 7325 Old Mill Run, Ft. Worth, TX 76133

QUILTERS' GUILD OF ARLINGTON 2011 MEMBERSHIP REGISTRATION FORM

Items in **BOLD** print will be published in directory.

Name _____ (**Nick Name**) _____

New Member _____ Renewal _____ Please check if your information has not changed _____

Member Since: _____ Quilting how many years? _____

***Please Provide a Photo of yourself, new or updated if not previously submitted; attache to form.

Please fill out or check where indicated and print large!

Spouse's name _____

Address _____

City _____ **State** _____ **Zip** _____

Home _____ **Cell** _____ **Work** _____

Email address _____

Birthdate (month/day) _____ **Stitch group** _____

Favorite: Color _____ **Quilt Book** _____ **Quilt Author/Teacher** _____

Special Quilt Interests _____ **Skills to share** _____

I am a: New _____ **Intermediate** _____ **Mater Quilter** _____

Program Ideas: ex, subject, speaker

Membership fees:

() Membership	\$30	
() New () Renewal		
() Junior Member	\$15	
* see standing rules for limitations		
() Senior (65 - 84)	\$25	
() Super Senior Saver (85 and older)	\$ 0	
() Printed Newsletter Subscription	\$15	
	Total	

Cash _____ Check # _____ Amount paid _____ Date _____

Check the box if you do not want your information in the Guild Directory.

Signature _____ Date _____

Photos will be taken at meetings if you prefer, just ask at the membership table.

Mail to QGOA, PO Box 13232, Arlington, TX 76094-0232

QUILTERS' GUILD OF ARLINGTON

www.qgoa.org

P.O. Box 13232

Arlington, TX 76094-0232

Lone Star House of Quilts

Your Hometown Quilt Shop

**15%
OFF**

*Bring in this newsletter and receive
15% Off your next purchase anytime
during July 2011.*

*Offer does not apply to Classes, Consignments, Sale Items,
or Blocks of the Month.*



*1210 W. Abram St.
Arlington, TX
817-277-4749*

*Monday
Madness!*

*30% off FQs with
10 minimum*

Lone Star House of Quilts / 1210 W. Abram St., Arlington, TX 76013 / 817-277-4749

lonestarhouseofquilts@gmail.com