

THE QUILTING BEE

Quilters' Guild of Arlington, Inc.
PO Box 13232, Arlington, TX 76094

www.qgoa.org

support@qgoa.org

Volume XXVII Issue 12

December 2011

December Feature Presentation Potluck Dinner & Brown Bag Auction

December 13, 2011



Members please bring a salad or potluck food item to share. The board members will provide desserts.

Attention Members

We need you to donate items for the Brown Bag Auction!
We are looking for household miscellaneous, books, stationary, candles, knick-knacks and quilt related items.
Please bring your items to the Bob Duncan Center by 5 p.m. on the 13th!
Then stay to help organize it all! I'll need help!!

Tickets are \$.25 each or 5 for \$1.00
Bonus packs of 6 tickets are mixed in and goes to the lucky purchaser.
Bring your pen, stamp or stickers for filling out the tickets

Thank you for making our QGOA a friendly and fun organization!
Susan FitzGerald, First Vice President

Donation Tickets Due Back *Before* the December Meeting!!

In case of inclement weather:

In general, will do what the University of Texas of Arlington does. If they cancel evening classes we will cancel guild and board meetings.

Meeting Location

Bob Duncan Community Center
Vangergriff Park
Arlington, Texas

Doors open at 6:30 ~ Meeting at 7:00

Guild Calendar

Dec 6 - Board Meeting - 6:30pm

Dec 13 - Guild Meeting - 7 pm

Jan 3 - Board Meeting - 6:30 pm

Jan 10 - Guild Meeting - 7 pm

Alice Wilholt

Feb 7 - Board Meeting - 6:30 pm

Feb 14 - Guild Meeting - 7 pm

Su & Dwayne Bunch



Don't Forget to Bring:

Name Tag

Show & Tell Items

**Block Party, Linus, Patriotic
Blocks**

Refreshments - Potluck

(Board - Desserts)

Pizza Box Challenge

Safe Haven -

Mittens, Scarves, Hats



A Word from our President ~

Hi Quilters,

I cannot even believe that this years is almost gone. It is moving so fast that I forgot to tell you HAPPY THANKSGIVING and by the time you read this it will be time to say MERRY CHRISTMAS!! I hope you all have great fun with family and friends!!!

Hopefull you have enjoyed this year with the guild. I want to thank each board member for the hard work and thanks to all the members for supporting the guild in 2011. I am looking forward to 2012 now. We have a few new ideas for 2012 that will improve some areas. Let us know if you see where we need to improve --- suggestions for change are also welcomed. One big change is the increase of quilting awards available for quilts entered in the quilt show.

See you on December 13 for the Brown Bag Auction.

Randa Dillon

Safe Haven Women's Shelter Donations



Please Bring
Mittens, Scarves, Hats

*We will continue to accept travel size toiletry items throughout the year.
ALL items should be new and unused including toiletries*

Guild Refreshments

- January: C, T
- February: H, V
- March: M
- April: S, Z, E
- May: A, D
- June: POTLUCK
(Board-Desserts)
- July: G, L
- August: B, K, O
- September: F, I, J, Q
- October: N, P, R
- November: T, U, W, X, Y
- December: POTLUCK
(Board - Desserts)

Please help at the membership table; signing in & greeting members & guests during your assigned month. Please mark your calendars.

Joining a group like the guild can be overwhelming. Here are a few ways we can help our new members and guests feel welcome and get plugged in.

1. Look for the colored name tags at the meetings. They indicate a guest or new member. Introduce yourself, sit by them, introduce them to others are a few ways to make them feel a part of the guild.
2. Invite them to join you at one of our stitch groups.
3. Invite them to coffee to get to know them one on one.



December Birthdays

Carolyn Chandler ~ 1

Jolene Mershon ~ 3

Brenda Aigner ~ 7

Janice Farris ~ 11

Cindy Bergman ~ 14

Susan FitzGerald ~ 15

Peggy Billingsley ~ 18

Karen Barnum ~ 23

Quida Bost ~ 24

Sue Needle ~ 24

Carol Denning ~ 26

Janice Christy ~ 27

Glenda Meyer ~ 27

2011 Programs and Workshops at a Glance

December 13 Pot Luck Dinner and Brown Bag Raffle

2012 Programs Sneak Preview

January 10 Alice Wilholt - "Crazy Patchwork Quilts"

February 14 Su & Dwayne Bunch - "Keeping the Piece"

March 13 Kelly Monroe - "Award Winning Quilts"

April 10 Eileen Urbanek - "Get Re-excited" (Judy Niemeyer Certified)

April 11 Workshop - Eileen Urbanek - Judy Niemeyer's "Desert Sky"

May 8 Brenda Jeschke - "Judging Criteria - Through the Eyes of the Judge"

June 12 Pot Luck & UFO Brown Bag Exchange

WORKSHOP REGISTRATION FORM

(Please use this form to register for all upcoming workshops. You may photo copy this form).

Name: _____

Address: _____

City: _____ State: _____ Zip: _____

Phone # _____ E-Mail Address: _____

Workshop Desired: _____
 Cost is \$40.00/members \$45/non-members - Form of Payment (circle one) Check Cash

Payment must be received to hold your space in the workshop. Enrollment is on a first come first serve basis. Please send your registration form with full payment to: QGOA (Quilters' Guild of Arlington), P.O. Box 13232, Arlington, TX 76094-0232.

Please make all checks payable to QGOA. Also, you must sign-up with Susan FitzGerald. Supply lists will be listed in the newsletter at the www.GQOA.org website or look for list at the Guild meeting.

Workshops are held at Pleasant Ridge Church of Christ Family Pavilion in Arlington. Located at I20 & Little Road NW of the Southwest Plaza Shopping Center.



TEXAS GONE CRAZY! And indeed we have...CRAZY with excitement that is!

We have news! We are adding additional merit quilting awards to the 2012 Festival of Quilts, "TEXAS GONE CRAZY" show.

The Merit Quilting Awards will be:

Exemplary Hand Quilting - First, Second and Third Place Ribbons

Exemplary Machine Quilting - First, Second and Third Place Ribbons

These awards are in ADDITION to the six "Merit Quilting Awards" that can be given to hand or machine quilted quilts and the Ouida Bost Hand Quilting Award that have been given at past Festival of Quilt Shows.

All ribbons are given at the discretion of the judges for deserving quilts. Judges are not required to award all the ribbons in each category or divisions, only for quilt that qualify for the recognition.

Thank you all for showing us how much you love Quilting. "TEXAS GONE CRAZY" promises to be one outstanding show with so many passionate quilters loving and sharing our craft.

Happy Quilting!
Judy O'Polka
Quilt Show Chair

PS ~ The "Entry Form" has been changed to accommodate 2 additional boxes for Quilting; Hand and Machine. It is located next to the Entry Division/Category number box. Please check the appropriate box as it pertains to your entry.

Entry forms on pages 16 - 18.

Sunshine & Shadow

Ginny Miller, Katherine Jacobson and Pat Madrid are all recovering nicely from surgery as is Pam Pape's father.



Collette Wong's daughter passed the bar exam on her first try! Congratulations!

Kathy Brann visited her son in Germany and was there for the birth of her grandchild! Congratulations!

Thank you to those that joined the Creative Hands group from Pleasantview Baptist Church in sending quilts to the tornado victims. After a couple of bumps in the delivery road, we were able to send the quilts to Joplin, Missouri rather than Alabama. We ended up sending 18 quilts and fleece blankets!

Thank you again for your help in this project!
Sheila Parry

~~ Nancy's Block Party Corner ~~

This is a **MONTHLY** Challenge! There is a new block pattern each month. Members may make as many blocks as they choose. *We would like for each member attending the meeting to turn in a least one block.* These blocks are collected at the meeting. Members get one ticket for each block turned in, placed in a box for a drawing. The member whose name is drawn, get all the Block Party blocks turned in. If there are 24 blocks turned in, 2 names will be drawn. We could have **MORE** winners if **EVERY** member in attendance turns in at least **ONE** block. We Average -- 60+ in attendance -- that would be 5 winners!!!

I have another challenge for you. Use the pattern to make the Block Party block. Then choose some fabrics to make another block each month. Keep this block. At the end of the year, you will have 12 blocks. Assemble the blocks into a sampler quilt and display the top in March. Everyone who show their sampler quilt from these blocks will receive a small gift. Or make a quilt using one or two of the patterns and show it at the March meeting.

Wounded Warrior Blocks ~~ We ask you to make the Block Party block in Red, White, and Blue fabrics. These blocks will be made into lap quilts for wounded soldiers. We have been taking them to the Military hospital in San Antonio.

Wounded Warrior Quilts

A special thanks to Carol Ramsey for taking a load of Wounded Warrior quilts to Brooke Army Hospital in San Antonio, Thanksgiving week. Carol took 37 quilts, which included quilts from our members as well as 8 quilts made by members of Benbrook Baptist Church.

This year we have sent 58 quilts to Brooke, not including the ones from Benbrook Baptist Church. That is a wonderful effort from everyone who has participated in this project.

Carol Ramsey has volunteered to take another load to Brooke in April, 2012. So set our April guild meeting as your deadline for getting another quilt or two made or finished. Don't forget that there are patriotic blocks at the Block Party table that you can pick up and set into a quilt.

Thanks again to everyone for your efforts on this project.

Jolene Mershon




Coming in January ~

Alice Wilhoit

Most of us have had the experience of becoming all-out excited over a new hobby or activity only to cool once the new has worn off. Come to the January 10th guild meeting and hear Alice's story. Her lecture will be about Crazy Quilts.





January QGOA Retreat

When : Thurs, Jan 20 ~ Sun Jan 23, 2012
What : Annual QGOA retreat
Where : Our House in Milford, Milford, TX

<http://www.ourhouseinmilford.com/index.html>

Cost : \$245 per person for all three nights. \$190 for Friday & Saturday nights only. Includes all meals (dinner on the 20th through brunch on the 23rd).

Forms are available at guild meetings or on-line.

See Libby McDuffie for more information.

Membership News

*****REMINDER*****

Don't forget to renew your membership for 2012 and pay your dues for the new year. Membership form on page 19. You don't want to miss all the interesting speakers and exciting new workshops, retreats, and fun!



****IMPORTANT NOTICE**** FOR ALL 2011 & 2012 BOARD MEMBERS

Tuesday, Dec 6th
6:30 PM
Potluck Dinner at Randa's home

Events Around the State

Feb 17-18, 2012

Bear Creek Quilt Guild Show
Hurst Conference Center
Hurst, TX

June 8-9, 2012

Irving Guild Quilt Show
Holy Family of Nazareth Church
Irving, TX

Remembrance Quilting

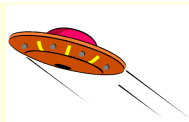


*Quilting memories...
one stitch at a time
Congarm Machine Quilting
Specializing in Freehand Designs*

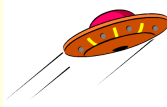
Katina Howe/Design Specialist

Phone: 682-422-3359

Remembrance.Quilting@yahoo.com



LAND YOUR UFO's in 2011



Every time you bring a finished quilt to show off at a guild meeting that was begun prior to 2011, sign Nancy's "Finished UFO Book". At the December meeting, she will draw a name from the book's entries and the winner will receive a gift certificate. The more UFOs that you finish, the more chances you will have to win! Now you have no excuse, **FINISH THOSE UFOs!**

Block Party 2012

January

Snowman---for a wall hanging. So I will divide the blocks in groups of 4 to give away. This way more members have a chance. Please make more than 1!!



White—cut 1—12 ½ in sq.

Your choice--- Cut 4—3 ½ in.squares

Scrap of Orange for carrot

**Buttons for mouth and eyes (6-8)---Go ahead and sew on the buttons., since it is for a wall hanging.

Lay the small square on the corner and stitch across diagonally. Repeat for other 3 corners to make a snowball. Trim off the corner. Press seam. Decide where to put the eyes and mouth---position the carrot before sewing on the buttons.

Appliqué the carrot with your favorite method. Sew on the buttons.

12 ½ in. sq. unfinished.

**If you prefer, you may appliqué the eyes and mouth.

Patriotic/Wounded Warrior Block

Make a 9 patch red, white, and blue block using 4 ½ in squares.

Linus Block---6 ½ in.--nine Patch blocks. Use 2 ½ in squares

Randa's President Block

9" Block



Friendship Star

Fabric

For this Friendship Star Block use a bright fabric and a paler coordinating fabric with good contrast. You can use either fabric as the focus or background. I would like both kinds of blocks.

focus fabric

background fabric

Cutting the fabric

This Block requires:



one 3 1/2" square of the focus fabric



four 3 1/2" squares of the background fabric



two 4" x 4" squares of the focus fabric



two 4" x 4" squares of the background fabric



Piecing the Block



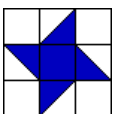
- 1) Layer one focus 4" x 4" square and one background 4" x 4" square with right sides together, lightest of the two fabrics on top. Lightly draw a straight line diagonally.
- 2) Sew 1/4" on both sides of the line and then cut on the drawn line. Do this for both pairs of focus/background 4" x 4" squares.
- 3) Press seams to darker fabric.
- 4) Square up each of the 4 half-square triangles to 3 1/2" x 3 1/2".



- 5) Piece two of the half square triangle components with the 3 1/2" focus fabric square as shown to create the center row unit of the Block. Press the seams in toward the center square.



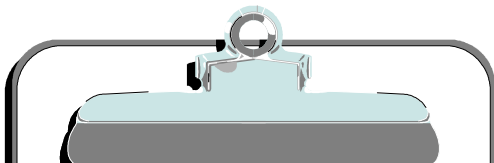
- 6) Create the upper and lower Block rows by piecing together one of the half square triangle Blocks with two of 3 1/2" background squares as shown. Press the seams out toward the background squares.



- 7) Piece the three Block rows together as shown to create the finished Block. Press the seams toward the outside edge of the Block. The finished Block should measure 9 1/2" inches square which includes a 1/4" seam allowance on all sides.



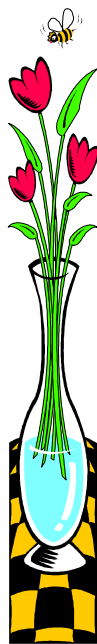
These blocks will be given to Randa at the June 2012 guild meeting.



Other News:
 Dec meeting is our **Brown Bag**. We are taking donations now!

 Membership Renewals!!

 Donation quilt tickets due!!



Membership Information & Volunteer Hours

Don't forget to record your volunteer hours each month when you sign-in. This information is important to our guild's non-profit status and helpful with grant application for funding of the quilt show. Remember anything you do to promote the guild or quilting or community outreach through quilting counts.

Don't forget to renew your membership for 2012. Our guild membership year begins in January. Remember that the directory you received is a permanent one. Updates will be made to it after the beginning of the year, including new yearly information pages to replace the ones you have.

Dear Members,

Many Thanks to all our wonderful donors at the November meeting. Ann Cooper does a great job as liaison person for Linus Project. She is very efficient and so wonderful to volunteer her time and efforts.

We recently sent off 230 quilts from our Benbrook assembly-line meeting and the Bridgeport meeting run by Marsha Milligan, is supplied until January. My niece and two friends are now making tops & backs for us as I am increasingly unable to do 50 a month. Anyone who wants to help with tops, backs, whole cloth tops & backs, blocks, orphan blocks and UFOs are welcome to donate them. We are greatly appreciative. We should have a name, though. Tax credits are given on request.

God Bless all of you!
 Love, Susan Buckner

**2012 Donation Quilt Recipient
 Safe Haven Women's Shelter**

**Del Jeanne Mathews will be doing the
 donation quilt for 2013!**

We are still taking nominations for Golden Spool. We will award the next Golden Spool in December.

Turn your nominations in to Nancy Spell.



*Be Courteous to our
 Speakers and Members
 and **TURN OFF** your
**CELL
 PHONES**
 during the meetings!*



Custom Quilters

Long Arm Quilting
Mark Clark ~ Arlington

Guild Members

15% Off

Discount on Quilting Service & Batting

Charity Quilts No Charge as time permits

Custom Quilters

believes your quilt we are working on
is the most important quilt in the world!
Each quilt gets individual, undivided attention

682-241-1349

info@customquilters.com

Check our Website for
NEW Designs

www.CustomQuilters.com



QUILTER'S GUILD OF ARLINGTON

EXECUTIVE BOARD AND APPOINTED OFFICERS 2011

EXECUTIVE BOARD

President	Randa Dillon
Vice President	Susan FitzGerald
Secretary	Debbie Rake
Treasurer	Janice Farris
Parliamentarian	Libby McDuffie

STANDING and APPOINTED COMMITTEES

PROGRAMS

Vice Chairman	Susan FitzGerald
	Elizabeth Cooper

MEMBERSHIP

Guild Products	Janice Christy
	Larry Denning

HOSPITALITY

Door Prizes	Charlotte Humphrey
Volunteer Hours	Malorie Harper
Golden Spool	Judy Liston
Librarian	Sandra Boice
Welcoming	Pat Madrid

PUBLICITY

Permanent Quilt Coll.	Peggy Billingsley
	Sherry Livingston

NEWSLETTER

Historian	Linda McPherson
Sunshine & Shadow	Sheila Parry
	Billie Breecheen

QUILT SHOW 2011

	Lauren Crespo
	Kelly Monroe

GUILD ACTIVITIES

Block Party	Nancy Conner
Presidents Blocks	Nancy Conner
Display Case	Nancy Conner
Retreat Coordinator	Nancy Spell
TAQG Rep.	Libby McDuffie
	Carolyn Troupe

COMMUNITY OUTREACH

Comm. Outreach	Carolyn Hill
Susan G. Komen	Carolyn Hill
Project Linus	Susan Buckner
Safe Haven	Patsy Martin
Ronald McD 2011	Del Jeanne Mathews
	Peggy Billingsley

WEBSITE COORD.

DONATION QUILT

Donation Quilt 2010	Flossy Loop
Donation Quilt 2011	Janice Mowery
Donation Quilt 2012	Patricia Eckstrom


Webmaster

Art Parry

Email address to contact officers:
support@qgoa.org, or refer to the current
directory for specific information.

STITCH GROUPS

Guild members are cordially invited to join a sewing group for fellowship and stitching. Most groups have room for new members.



Friendship Stitchers

Meets the 1st & 3rd Thursdays
10:00 a.m. at First Christian Church
Contact: Helga Smith

Etcetera Art Quilt Group

Meets @ Lone Star House of Quilts
1st Thursday of the Month
7 p.m. to 8:30 p.m.
Contact: Denny Cornett

The Piecemakers - full at this time

Meets at Bob Duncan Community Center
2nd & 4th Thursdays
6:00 p.m. to 10:00 p.m.
Contact: Linda McPherson

Sew-N-Sews

Meets @ Quilt Among Friends
1st Monday of the Month
10 AM to 3 PM
Contact: Randa Dillon or Carolyn Bowden

Please let us know if you've formed an open group or want to do so
support@qgoa.org.

QGOA NEWSLETTER AD RATES

SIZE	1 MO	3 MOs	1 YR
1/8 page	\$7.50	\$22	\$ 85
1/4 page (3?"x4?")	\$15	\$40	\$150
1/2 page (4?"x7?")	\$30	\$75	\$ 270
1/2 page (9?"X3"?)	\$30	\$75	\$270
1/2 page (back page)	\$40	\$105	\$378
1 page (7 x 9)	\$60	\$150	\$540

All ads must be print ready and fit the size requirement. Ads must be received by the 15th of the month prior to the desired publication month.
Email preferred.

QGOA Executive Board & Standing Committees - 2012

Executive Board

President	Randa Dillon	rldquilt@yahoo.com
Vice President	Susan FitzGerald	txsuzeq@sbcglobal.net
Secretary	Katina Howe	ilumybassetbaby@yahoo.com
Treasurer	Terrie Kelly	gottaquilt@yahoo.com
Parliamentarian	Libby McDuffie	libbymc137@aol.com

Standing Committees

Programs	Susan FitzGerald	txsuzeq@sbcglobal.net
CO-Membership	Linda McPherson	tikapea@sbcglobal.net
	Charlotte Humphrey	chumphrey8@tx.rr.com
Membership asst	Jolene Mershon	jolenem420@charter.net
Guild Products	---OPEN---	
Hospitality	Judy Weiss	jfweiss1@att.net
Door Prizes	Malorie Harper	malorieharper@aol.com
Volunteer Hours	Judy Liston	jhliston@sbcglobal.net
Golden Spool	Nancy Spell	nancyspell@sbcglobal.net
Librarian	Pat Madrid	rmm050150@sbcglobal.net
Librarian asst	Brenda Aigner	sbaigner2@att.net
Greeting	Peggy Billingsley	p_billingsley@yahoo.com
Publicity	Sherry Livingston	slivingston@yahoo.com
Perm. Quilt Coll	Debby Rake	dsrake@gmail.com
Newsletter	Sheila Parry	sheila2parry@gmail.com
Historian	Billie Breecheen	blarb@sbcglobal.net
Sunshine & Shad.	---OPEN---	
Quilt Show	Judy O'Polka	judy.opolka@gmail.com
Guild Activities	Nancy Conner	swdoconancy@sbcglobal.net
Block Party	Nancy Conner	
President's Block	Nancy Conner	
Display Case	Nancy Spell	nancyspell@sbcglobal.net
Retreat Coord.	Libby McDuffie	libbymc137@aol.com
TQQG Rep	Carolyn Troupe	c_troupe@sbcglobal.net

Community Outreach

Susan G. Komen	---OPEN---	
Project Linus	Elizabeth Cooper	liz.cooper@tx.rr.com
Safe Haven	Patsy Martin	mothergoose41@att.net
Ronald McDonald	Annette Debose	debose.quilt@yahoo.com
	Pearly Nettles	

Website Coordinator

Peggy Billingsley p_billingsley@yahoo.com

Raffle Quilt 2011 Raffle Quilt 2012

Patricia Eckstrom pateckstrom@hotmail.com
Del Jeanne Mathews djsm53@gmail.com

Webmaster

Art Parry art.parry@juno.com

Designs by Dianne

Longarm Quilting Studio
201 Saddlebrook Dr.
Krum, TX 76249

817.233.3587 - Voice
866.735.2553 - Fax

Please call for an appointment.

*A unique blend of computer-aided and
freehand longarm quilting techniques.*

www.designsbydianne.com
info@designsbydianne.com




7 REASONS TO BUY FABRIC

1. It insulates the closet where it is kept.
2. I am working on a complete collection.
3. They get angry when you steal it.
4. It will go with some I bought last year.
5. It does not promote tooth decay.
6. It's not immoral, illegal, or fattening.
7. Because I'm worth it!

For Late Breaking QGOA News

You'll always know the latest
information
when you join the
QGOA Yahoo Group;
its quick and easy.
Go to the guild home page at
www.QGOA.org
and click on the link.
If you have any questions,
please contact Carolyn Hill at
sportsfn@swbell.net

If I stitch fast enough
does it count as an
aerobic exercise?



Magnolia Quiltworks

Store Hours
Tuesday thru Friday 10 am - 5 pm
Saturday 10 am - 4 pm
Closed Sunday & Monday

There is always something new and
creative happening at Magnolia
Quiltworks . . . *where friends &
quilts come together*

The staff at Magnolia Quiltworks
wishes you

**a safe and happy
Holiday Season!**

2224 W. Park Row, Suite A, Arlington, TX 76013 *817-275-8515* MagnoliaQuiltworks@att.net

NOVEMBER SHOW & TELL

Ella VanHoozer	Happy Mug Mat -Maker & Quilter- Ella and Peggy
Carolyn Troupe	Patch Exchange quilt - Maker & Quilter - Carolyn
Randa Dillon	Snippets Mug Rug - Maker & Quilter - Randa, Peggy, Ella
Lynn Roddy	Brown scrap quilt workshop quilt - Maker & Quilter - Randa Feathered Star from Marsha McCloskey workshop - Maker & Quilter - Randa Universe quilt - Maker & Quilter - Ruth Akin and Randa - Ruth made a twin top then Randa made 2 quilts out of it for wounded warriors
Flossy Loop	Capital T-Squares/Pinwheel Star - Maker & Quilter Flossy
Carol Pump	Season's Greetings Quilt - Maker & Quilter -Sherry Bilus
Janice L. Mowery	Joe's Summer Dream - Maker & Quilter - Janice and Susan Corbett Christmas Tree -Maker &Quilter - Janice
Brenda Johns	Bobbies UFO Planets Quilt and matching pillow cases Maker & Quilter - Brenda
Jolene Mershon	Wounded Warrior Quilt - Maker & Quilter - Helga Smith and Duane@Custom Quilters Helga made, Jolene bounded it
Debby Rake	Sunbonnet Sue-Recycled - Maker & Quilter - Debby
Annette DeBose	Soldier Quilt from October block party blocks - Maker & Quilter - Guild members and Annette
Cindy Bergman	Dad's Little Yankee - Maker & QuilterCindy - for great nephew Wounded Warrior -quilt Maker & Quilter - Jo Mackey and Cindy
Judy Liston	Wounded Warrior Quilt - Maker & Quilter - Judy and Sabina Thompson
Jo Ann Eubank	Christmas Tree - Maker & Quilter - Jo Ann - from a class at Magnolia Quiltworks 175 Years Celebration of Texas - Maker & Quilter - Jo Ann Flower Garden - Maker & Quilter - Jo Ann

COMMUNITY SERVICE AND VOLUNTEER HOURS

The tracking of the Volunteer Hours is just a means to tally hours spent in community service by our members. This record is to celebrate with you a job well done and in no way is used to compare or judge.

What does it matter? For one, it is used if we apply for grants. It was also used to help justify our IRS status. What counts? Well, anything that promotes quilting.

Our guild regularly offers opportunities to use quilting for the community for members wanting to participate. We participate in:

Wounded warrior quilts Linus project Ronald McDonald quilts
Susan G. Komen miniature auction.

All the hours spent on making those can be recorded as volunteer hours. Also, hours spent on guild business and selling donation quilt tickets. In addition, there are members who teach friends and neighbors to quilt without monetary compensation, and those hours count. If you make quilts for victims of disasters-that would count. The time spent making a quilt that is donated to a charity for its raffle I think could be reported.

We all want to help the community and this is a way to do it. Many of us have other avenues of giving and that is a wonderful thing. Many of us have little time to devote to such activities for a variety of reasons-working, caring for family, our own projects, etc. I also know that we do not necessarily want recognition for what we do.

Just know that what ever you do for others is appreciated and we just want to celebrate our efforts together.

So, record those hours.

Quilter's Guild of Arlington 2012 Budget

Revenue/Expenses (Committee Chair)	Proposed	
Membership Committee		
Revenue Membership Dues	\$ 4,125	
100 @ \$30; 45 @ \$25		
Expense Directories/Prtg.	- 250	
Expenses New Member Packets	- 25	
Revenue Sale of Guild Products	1,000	
Expense Purchase Guild Products	- 1,000	
Expense Office Supplies	- 35	
Expense Sunshine & Shadow	<u>- 15</u>	
Total	\$ 3,800	\$3,800
Quilt Show		
Revenue	\$12,000	
Expense	<u>- 8,500</u>	
Total	\$ 3,500	\$3,500
Donation/Raffle Quilt		
Revenue (50% of net sales donated to local charity)	\$ 2,500	
Expense Printing Tickets	<u>- 175</u>	
Total	\$ 1,075	\$1,075
Newsletter		
Revenue Subscriptions	\$ 300	
Revenue Advertisements	800	
Expense Postage, Copies, Etc.	<u>- 1,100</u>	
Total	\$ 0	\$ 0
Miscellaneous Income		
December Dinner & Fons/Porter Sub.	<u>\$ 550</u>	
Total	\$ 550	\$ 550
Program Committee		
Expense Speakers (Fees, Trans, Meals)	-\$2,000	
Expense Workshops	- 4,500	
Revenue Workshops	<u>2,000</u>	
Total	\$ 4,500	-\$4,500
Annual Retreat		
Deposits Received from Attendees	\$ 5,000	
Expenses	<u>- 5,000</u>	
Total	\$ 0	\$ 0
Hospitality		
Hopsitality	-\$ 125	
Librarian	- 100	
Publicity & Web Page		
Publicity	- 50	
Web Page	- 250	
Special Projects		
Golden Spool Award	\$ 0	
TAQG	- 60	
Block Party	- 50	
Volunteer Hours	<u>- 50</u>	
Total	\$ 685	-\$ 685
Administration		
Miscellaneous	-\$ 100	
Bob Duncan Community Center	- 2520	
Colonial Storage	- 936	
Post Office Rental	<u>- 72</u>	
Total	\$ 3,628	<u>-\$8,813</u>
TOTAL PROJECTED EXPENSES	\$8,813	
		TOTAL INCOME \$8,925.00

ENTRY FORM
Quilters' Guild of Arlington
Festival of Quilts, May 11 & 12, 2012

A separate Entry Form must be completed for each item entered.

Entry Forms may be turned in at a guild meeting or must be postmarked by April 11, 2012.

Mail Entry Forms to: Carolyn Bowden, 2700 Monarch, Arlington, TX 76006.

The facility size limits the number of quilts that can be displayed, first come first served, so please submit your entry as early as possible! Please refer to Quilt Entry Instructions for more information and rules.

SECTION A: ENTRY IDENTIFICATION Please print LEGIBLY. Information in *BOLD will be published

*ENTRANT'S NAME: _____ *TITLE OF ENTRY: _____

*MAKER'S NAME: _____ *QUILTER'S NAME: _____

Address _____ City/State/ZIP _____

E-Mail Address _____ QGOA MEMBER (circle one): Yes No

Day Phone _____ Evening Phone _____

Year Completed _____ Quilt size: width _____ in., length _____ in. *Garment (type): _____

QUILTER'S STATEMENT (Will be published.) Describe your inspiration for this quilt. We reserve the right to edit for clarity and/or length (Print legibly, 25 words or less):

_____-
_____-
_____*-

DESIGN SOURCE - Original design or did you use a published book or pattern? If yes, please give credit:

ATTACH COLOR PHOTO TO THIS FORM A color photograph or digital print of the quilt must accompany each entry. Please print your name, address and phone number on the back of the photograph or digital print. Entry item need not be finished, but must be recognizable by color and pattern.

SECTION B: ENTRY DIVISION AND CATEGORY NUMBER: Refer to Divisions and Categories page to determine where your quilt should be placed. Should you have any questions as to the placement of your quilt, please call Carolyn Bowden (817.860.4424 or ckbowden@sbcglobal.net) or Libby McDuffie (817.483.0694 or LibbyMc137@aol.com). The Quilt Show Committee places entries based on the information you supply. If it is deemed that a quilt has been placed in the wrong category after the quilts have been hung at the show, the quilt will remain as hung. It will not be judged in either category. It is your responsibility as the entrant to place it in its proper category. Please make certain that you place it correctly!

Entry Division and Category NUMBER: _____ *Quilting: Hand _____ Machine _____
(example: 101 or 302) Must be specified

SECTION C: SHIPMENT OF QUILT

Out of town entries may be mailed / shipped to Carolyn Bowden, 2700 Monarch, Arlington, TX 76006. Out of town entries must be received by May 7, 2012. Entry must be accompanied with prepaid return shipping fee and label. Please advise Carolyn Bowden (817.860.4424 or ckbowden@sbcglobal.net) when to expect a shipment.

EARLY DROP-OFF: May be arranged by contacting Carolyn Bowden (817.860.4424 or ckbowden@sbcglobal.net).

SECTION D: RELEASE FORM (MUST BE SIGNED)

By my signature below, I agree to abide by all conditions stated on this Entry Form and the accompanying instructions. I also grant Quilters' Guild of Arlington (QGOA) the right to display and to photograph this entry for QGOA files, publicity or promotional purposes in either print or electronic media. I understand that I am responsible for my own insurance on any and all items. I understand that no responsibility for loss or damage to my entry will be assumed by the Quilters' Guild of Arlington, its officers, agents or volunteers. QGOA will take all reasonable precautions to protect your entry.

Signature _____ Date _____

SECTION E: CHECK LIST Please include these items, where applicable, with your Entry Form (one form per entry):

- _____ Signed and Completed Entry Form for Each Entry
_____ Photograph or Print of Each Entry, Required
_____ \$10 Non-member Entry Fee (if applicable), Check Payable to: QGOA
_____ \$40 for Quilt Appraisal to be done by an AQS Certified Appraiser. Check Payable to: QGOA

QUILT ENTRY INSTRUCTIONS
Quilters' Guild of placeCityArlington, Festival of Quilts 2012
'Texas Gone Crazy!'

DEADLINE

Entry Forms may be submitted at any guild meeting or must be received or **postmarked by April 11, 2012**. The facility size limits the number of quilts that can be displayed, 'first come first served', so please submit your **Entry Form** as early as possible! You will receive email confirmation of receipt, no USPS mail confirmation will be sent.

BASIC RULES

- ❖ All entries must be clean, in excellent condition and must be displayed for the duration of the show. All entries must have been completed within the last five (5) years and may not have been previously entered in a QGOA show.
- ❖ Please enter finished quilts that represent your best work. We are proud of our members' needlework. Quilts must be complete and finished by check-in on Wednesday, May 9, 2012. Please do not enter unfinished quilts, tied quilts, cheater cloth, preprinted kit quilts, comforters, or double knit quilts. The Quilters' Guild of Arlington reserves the right to refuse any entry that it deems inappropriate or that does not meet requirements.
- ❖ Each entrant may submit a maximum of five (5) entries, with a limit of 2 per category. Donation quilts such as: Ronald McDonald House, Susan G. Komen Auction and Nancy's Pink Challenge quilts do not count in this total.

PHOTOGRAPHS

A color photograph or digital print of the quilt must accompany each entry. The show committee understands that an entry may not have its quilting or binding completed when the entry photo is taken. Please print your name, address and phone number on the back of the photograph or digital print. All photographs or prints become the property of QGOA and will not be returned.

DIVISION AND CATEGORY

Choose one Division and Category *number* for your quilt (refer to **Division and Categories** page). If you have any questions, please contact Carolyn Bowden (817.860.4424 or ckbowden@sbcglobal.net) or Libby McDuffie (817.483.0694 or email: LibbyMc137@aol.com)

FEES

Members of the QGOA do not pay an entry fee. Non-members must pay a fee of \$10.00 per entry. Children submitting quilts are exempt.

INSURANCE

Entrants are responsible for their own insurance on all items. Your completed *Entry Form* releases QGOA, its officers, agents or volunteers from any and all liability. QGOA will take reasonable precautions to protect all entries. All *Entry Forms* must be signed or they will not be accepted.

IDENTIFICATION LABEL

A cloth identification label is required on each entry. It must be sewn to a lower corner on the back of each quilt or the inside of a garment, no pins will be accepted. Stitch or print with indelible ink, your name, address and phone number.

SLEEVES

Entries must have a four (4) inches wide double casing/sleeve stitched to the reverse side. Garments, miniatures and 'Other Quilted and Textile/Fabric Items' do not require a sleeve unless they need to be hung up by a rod for display. If the quilt is longer than 90 inches, lower the sleeve along the back until the top of the sleeve is 90 inches from the bottom edge of the quilt so that the quilt will not drape onto the floor. If the sleeve is not placed accordingly it is an acknowledgment that it will drape on the floor. Please be aware that a quilt wider than 90 inches may not hang correctly; please put a sleeve with a split (or gap) in the middle to allow some easing on the crossbar.

QUILT APPRAISAL

If desired, your quilt may be appraised while it is hung in the **Festival of Quilts** by an AQS Certified Appraiser. Please attach a \$40 check payable to **QGOA** for each quilt appraisal you are requesting. If you would like an appointment to have the appraisal done in your presence, and/or for other quilts not hung in the show, please contact: Denny Cornett (682-553-3483 or denisec@mhmrtc.org) for an appointment time.

DROP-OFF TIME

Quilt drop-off is on Wednesday, May 9, 2012, 4:00 to 6:00 pm at Bob Duncan Community Center, 2800 S. Center St., Arlington, TX, 76014.

No entries will be accepted after 6 pm, May 9, 2011. Enclose each entry in a clean pillowcase or similar sized fabric bag. No entry will be accepted rolled or on a hanger. Your name must be highly visible and written or sewn on the outside of the bag. No pinned ID information. Please remember only one item per bag. Do not submit entry in any other form (rolled, on hanger, plastic bag, etc.) You will receive a **claim check** for each entry at drop-off.

OUT OF TOWN ENTRIES

Out of Town entries should be shipped to Carolyn Bowden, 2700 Monarch, Arlington, TX 76006. Out of Town entries must be received by May 7, 2012. These entries must include pre-paid return postage/shipping and a self-addressed mailing/shipping label to be sure the quilts return home. Remember to ask the shipper about insurance. Please contact Carolyn Bowden (817.860.4424 or ckbowden@sbcglobal.net) when to expect the shipment.

PICK-UP TIME

All entries will be released between 5:45 to 6:30 p.m. on Saturday, May 12, 2012, at Bob Duncan Community Center, 2800 S. Center St., Arlington, TX, 76014. No entry will be released without the completed claim check. **You must have your claim check.** If you cannot be here to pick-up your quilt, please make arrangements with someone to help you with this. **Unclaimed quilts** will receive loving foster care until they are reunited with their owners. An after-show care fee will be charged at 6:30 p.m. on Saturday, May 12, 2012, and again at 6:00 p.m. on each subsequent day of foster care. The fee is \$10.00 per day per quilt. This fee does not apply to out of town entries with prepaid return postage/shipping. All shipped entries will be return shipped as soon as possible.

Divisions and Categories

Quilters' Guild of placeCityArlington, Festival of Quilts 2012

'Texas Gone Crazy!'

The Quilt Show Committee places entries based on the information you supply. Should you have any questions as to the placement of your quilt, please call Carolyn Bowden (817.860.4424 or ckbowden@sbcglobal.net) or Libby McDuffie (817.483.0694 or LibbyMc137@aol.com). If it is deemed that a quilt has been placed in the wrong category after the quilts have been hung at the show, the quilt will remain as hung. It will not be judged in either category. It is your responsibility as the entrant to place it in its proper category. All entries must be hand or machine quilted, no tied or tacked quilts allowed.

DEFINITIONS The quilt top maker's status determines the division (Artisan or Master), not the quilter's status.

Artisan: If **ALL** of the following statements are true, you may enter under the 'Artisan' Division: never classified as a Master in the past; never have engaged in a quilt event or activity for monetary profit (more than \$2,000 per year); never formally taught quilting, quilt related or wearable arts techniques; and never published a pattern or book on quilting, quilt related or wearable art techniques.

Master: If **ANY** of the following statements are true past or present, you must enter under the 'Master' Division: have been classified as a Master; engaged in a quilt event or activity for monetary profit (more than \$2,000 per year); taught quilt related or wearable arts techniques; published a pattern or book on quilt related or wearable art techniques; or have won a Best of Show and/or total of two Blue Ribbons in QGOA shows, or a combination of other quilt shows.

Two-Person Quilt: A quilt to which a person contributed **ANY** work in completing the quilt such as: blocks pieced or appliqué, and/or was machine or hand quilted by another person.

Group Quilt: Any quilt to which 3 or more people contributed **ANY** work in completing the quilt such as: blocks pieced or appliqué, and/or was quilted by others, either by machine or hand.

ONE-PERSON QUILTS

The following categories are quilts made by one person. NO other person contributed **ANY** work in completing the quilt such as: blocks pieced or appliqué by another; and/or was quilted by another individual, either by machine or hand.

Artisan Division

101. **Artisan Pieced Quilt** - A quilt larger than 60" on any one side and is predominately pieced or patchwork, machine or hand quilted.
102. **Artisan Appliquéd Quilt** - A quilt larger than 60" on any one side and is predominately appliqué, machine or hand quilted.
103. **Artisan Wall Quilt** - May be pieced, appliqué or a combination, machine or hand quilted. Not to exceed 60 inches on any one side. Includes miniature quilts that are not donations.

Master Division

201. **Master Pieced Quilt** - A quilt larger than 60" on any one side and is predominately pieced or patchwork, machine or hand quilted.
202. **Master Appliquéd Quilt** - A quilt larger than 60" on any one side and is predominately appliqué, machine or hand quilted.
203. **Master Wall Quilt** - May be pieced, appliqué or a combination, machine or hand quilted. Not to exceed 60 inches on any one side. Includes miniature quilts that are not donations.

TWO-PERSON QUILTS

A quilt to which one other person contributed **ANY** work in completing the quilt such as: blocks pieced or appliqué, and/or was machine or hand quilted by another person. (If more than 2 people contributed to the completion of the quilt, it is a Group Quilt - 302, in Open Division below.)

104. **Artisan Two-Person Quilt** - Two people were involved in making the quilt. May be pieced or appliqué, machine or hand quilted. The quilt-top maker's status determines the division (Artisan or Master).
204. **Master Two-Person Quilt** - Two people were involved in making the quilt. May be pieced or appliqué, machine or hand quilted. The quilt-top maker's status determines the division (Artisan or Master).

THE FOLLOWING CATEGORIES ARE NOT CLASSIFIED BY ARTISAN, MASTER, ONE PERSON, NOR TWO PERSON

OPEN DIVISION

301. **Mixed / Other Technique Quilt** - Any quilt, which has used any or more than one technique and does not fit into any other categories; such as whole cloth, yo-yos, crazy quilt, redwork, digitized printing, painted and embroidery; either machine or hand quilted.
302. **Group Quilt** - Any quilt to which 3 or more people contributed ANY work in completing the quilt such as: blocks pieced or appliqué, and/or was quilted by others, machine or hand quilted. This includes quilts created with blocks received in a block exchange.
303. **Art Quilt** - Original design; any technique or combination of techniques or materials used in a non-traditional way; either machine or hand quilted.
304. **Quilted Garment** - Constructed with piecing and/or appliqué contains 3 layers and some form of recognizable quilting.
305. **Theme Quilt** - Any construction method but must denote the quilt show theme. The theme for 2012 is *'Texas Gone Crazy!'*. May be constructed by one or more persons, either machine or hand quilted.
306. **Kits or Block of the Month Quilt** - Quilt composed of patterns and fabric, packaged as a unit for retail sale, either machine or hand quilted. This includes pre-printed whole-cloth quilt tops.
307. **Other Quilted Items** - Such as: Placemats, handbags, totes, table runners, and tree skirts, either machine or hand quilted.
308. **Textile/Fabric Non-Quilted Items** - Such as: dolls, rugs, totes, bowls, ficklesticks. No wearables, must be predominately made of fabric.

DONATION DIVISION

401. **Miniature Quilt** - To be donated for the Susan G. Komen silent auction. No block may be larger than 4" square, either machine or hand quilted. Must have at least 9 blocks, unless it is a whole cloth or medallion style quilt. Quilt not to exceed 24" on any one side.
402. **Nancy's Pink Challenge Miniature Quilt** - To be donated for the Susan G. Komen silent auction. Quilt not to exceed 24" on any one side. 75% of the quilt must be PINK. No block may be larger than 3" square. Must have at least 9 blocks, either machine or hand quilted.
403. **Ronald McDonald House Quilt** - To be donated to the Ronald McDonald House; not to exceed twin size, must be washable and have no buttons or similar items attached that could be accidentally swallowed by young children. Do not attach a sleeve. May include a matching pillowcase.

NON- JUDGED DIVISION

501. **Non-judged Quilt** - Any quilt you do not want judged but would like to have hung and shown, either machine or hand quilted.
502. **Youth Quilt** - Any quilt created by person aged 3 - 17, non-judged but will be critiqued. May be pieced or appliqué and either machine or hand quilted. Tied quilts are allowed in this category. Others may contribute work to complete this quilt.
503. **Novice** - First time a quilt has been entered in a quilt show by the maker, either machine or hand quilted. The quilt will not be judged but will be critiqued.

QUILTERS' GUILD OF ARLINGTON 2012 MEMBERSHIP REGISTRATION FORM

Items in **BOLD** print will be published in directory.

Name _____ (**Nick Name**) _____

New Member _____ Renewal _____ Please check if your information has not changed _____

Member Since: _____ Quilting how many years? _____

***Please Provide a Photo of yourself, new or updated if not previously submitted; attache to form.

Please fill out or check where indicated and print large!

Spouse's name _____

Address _____

City _____ **State** _____ **Zip** _____

Home _____ **Cell** _____ **Work** _____

Email address _____

Birthdate (month/day) _____ **Stitch group** _____

Favorite: Color _____ **Quilt Book** _____ **Quilt Author/Teacher** _____

Special Quilt Interests _____ **Skills to share** _____

I am a: New _____ **Intermediate** _____ **Mater Quilter** _____

Program Ideas: ex, subject, speaker

Membership fees:

- () Membership \$30 _____
 () New () Renewal
- () Junior Member \$15 _____
 * see standing rules for limitations
- () Senior (65 - 84) \$25 _____
- () Super Senior Saver (85 and older) \$ 0 _____
- () Printed Newsletter Subscription \$15 _____
- Total _____

Cash _____ Check # _____ Amount paid _____ Date _____

Check the box if you do not want your information in the Guild Directory.

Signature _____ Date _____

Photos will be taken at meetings if you prefer, just ask at the membership table.

Mail to QGOA, PO Box 13232, Arlington, TX 76094-0232

QUILTERS' GUILD OF ARLINGTON

www.qgoa.org

P.O. Box 13232

Arlington, TX 76094-0232

Lone Star House of Quilts

Your Hometown Quilt Shop

December Classes

Machine Quilting

Friday, December 2nd 10:30am - 5pm

Instructor: Kerry McCutchan

Pieced Applique

Saturday, December 3rd 10:30am - 1:30pm

Instructor: Elaine Ferguson

Loose Threads

3rd Tuesdays - Next Club Monday

December 20th 10:30am or 6:30pm



*1210 W. Abram St.
Arlington, TX
817-277-4749*

***Monday
Madness!***

*30% off FQs with
10 minimum*

Lone Star House of Quilts / 1210 W. Abram St., Arlington, TX 76013 / 817-277-4749

lonestarhouseofquilts@gmail.com