

# THE QUILTING BEE

## Quilters' Guild of Arlington

Volume XXVIII Issue 1

January 2012

### Alice Wilhoit

Most of us have had the experience of becoming all-out excited over a new hobby or activity only to cool once the new has worn off. Usually this leads to an unfinished project, or projects if the excitement was really great, being relegated to a forgotten box on some closet shelf. That was Alice's story until the mid-1980s when she took a class at the local quilt shop and found herself immersed in a world of infinite possibilities with fabrics. She has never cooled or even looked back. Alice has produced over 250 quilts, many of them of her own design. Many have won awards in quilt shows. Her patterns are sold in quilt shops around the country.

In 1987, Alice began instructing, and soon coordinated all teaching at the leading quilt shop in her area. Now she teaches in many shops in the Dallas-Fort Worth Metroplex as well as in other areas of the state, around the country, in Canada, and on cruises.

Although she designs both traditional pieced and applique quilts, her true love is teaching others the art of needlework in crazy patchwork and applique. One of her greatest joys is seeing someone develop into a dedicated quilter regardless of the style or method chosen. Alice's lecture will be about Crazy Quilts.

Alice, a McKinney resident, is married and has seven children, 6 grandchildren and 4 great-grand children.

It's Time to **RENEW** your guild membership!

Everyone that renews this month WILL be in the new guild directory!

**Don't be left out!**

Membership forms on page 19.



Quilter's Guild of Arlington  
Festival of Quilts  
May 11 & 12, 2012

Bob Duncan Center  
Arlington, TX

See pages 16 - 18 for entry form and information.

#### Meeting Location

Bob Duncan Center -- Vandergriff Park  
Meetings 2nd Tuesday each month

2800 S Center St  
Arlington, TX 76014  
Doors open at 6:30 ~ Meeting at 7:00

## *A Word from our President ~*

Happy New Year!!!!!!!!!!!!!!!!!!!!


I am writing this on December 18, 2011 so it is a bit hard to say Happy New Year. But, whether we like it or not, 2012 is here. 2011 has been difficult for some of you so I especially wish you a great 2012.

We had a great time at the December guild meeting. We had wonderful food and a fun Brown Bag Auction. If you missed it, you will surely want to add it to your December 2012 calendar.

I really enjoy the Show and Tell at our meetings. When Pat Madrid showed her quilt, she mentioned several people who inspired and helped her in making this particular quilt. That is the essence of our guild. We want to find inspiration and assistance here to encourage our efforts in quilt making. If you have a suggestion as to how we can help you better, please let us know.

Happy Quilting,

*Randa*



### **Guild Calendar**

Jan 3 - Board Meeting - 6:30 pm  
 Jan 10 - Guild Meeting - 7 pm  
     Alice Wilholt  
 Jan 20-22 - Retreat  
     Our House in Milford  
  
 Feb 7 - Board Meeting - 6:30 pm  
 Feb 14 - Guild Meeting - 7 pm  
     Su & Dwayne Bunch  
  
 Mar 6 - Board Meeting - 6:30 pm  
 Mar 13 - Guild Meeting - 7 pm  
 Mar 29-31 - Day Retreat  
     Pleasant Ridge Church of  
     Christ - Arlington

### **January Meeting Don't Forget to Bring:**

**Name Tag  
 Show & Tell Items**

**Block Party, Linus,  
 Patriotic Blocks  
 President's Block  
 Challenge or Swap Items**

**Refreshments -  
 C, T**

**Safe Haven -  
 Diapers & Baby Wipes**



### *January Birthdays*

*Kathey Youngblood ~ 1*

*Carolyn Hill ~ 3*

*Billie Brecheen ~ 5*

*Randa Dillon ~ 11*

*Kelly Monroe ~ 12*

*Malonie Harper ~ 12*

*Anne Jones ~ 13*

*Alice Cooksey ~ 16*

*Judy O'Polka ~ 17*

*Carolyn Clifton ~ 18*

*Emily Cain ~ 19*

*Patsy Martin ~ 23*

*Charlene Seifert ~ 24*

*Edith Jenkins ~ 24*

*Colette Wong ~ 27*

*Kathryn Kaju ~ 31*

## 2012 Programs At A Glance

January 10	Alice Wilholt - "Crazy Patchwork Quilts"
February 14	Su & Dwayne Bunch - "Keeping the Piece"
March 13	Kelly Monroe - "Award Winning Quilts" Trunk Show
April 10	Eileen Urbanek - "Get Re-excited" (Judy Niemeyer Certified)
April 11	Workshop - Eileen Urbanek - Judy Niemeyer's "Desert Sky"
May 8	Brenda Jeschke - "Judging Criteria - Through the Eyes of the Judge"
June 12	Pot Luck & "Quilting Work Spaces"
July 10	Nova Montgomery - "A Century of Progress"
August 14	Rulers Rule & Nifty Notions - Work Station Demo's
September 11	Laura Wasilowski - Art Quilts: The Musical
September 12	Workshop - Laura Wasilowski - "Tiny Homes"
October 9	Jaye McLaughlin - Quilt Storytelling
November 13	Jodi Barrows - "Novel Series" Trunk Show
November 14	Workshop - Jodi Barrows - "Prairie Claw"
December 11	Brown Bag & Pot Luck

\*\*\*\*\*

### WORKSHOP REGISTRATION FORM

(Please use this form to register for all upcoming workshops. You may photo copy this form).

Name: \_\_\_\_\_

Address: \_\_\_\_\_

City: \_\_\_\_\_ State: \_\_\_\_\_ Zip: \_\_\_\_\_

Phone # \_\_\_\_\_ E-Mail Address: \_\_\_\_\_

Workshop Desired: \_\_\_\_\_  
 Cost is \$40.00/members \$45/non-members - Form of Payment (circle one)    Check    Cash

**Payment must be received to hold your space in the workshop.** Enrollment is on a first come first serve basis. Please send your registration form with full payment to: QGOA (Quilters' Guild of Arlington), P.O. Box 13232, Arlington, TX 76094-0232.

**Please make all checks payable to QGOA.** Also, you must sign-up with Susan FitzGerald. Supply lists will be listed in the newsletter at the [www.QGOA.org](http://www.QGOA.org) website or look for list at the Guild meeting.

**Workshops are held** at Pleasant Ridge Church of Christ Family Pavilion in Arlington. Located at I20 & Little Road NW of the Southwest Plaza Shopping Center.

# Mama's Crazy Quilt

76" X 85"

Thank you to the following members and friends  
of the Quilter's Guild of Arlington  
For assistance, encouragement and guidance  
in the making of this 2012 Donation Quilt.

Patricia Eckstrom

Jennifer Rike

Carolyn Bowden

Gloria Speakman

Kandy Garrett

Susan FitzGerald

Del Jeanne Mathews

Elizabeth Cooper

Susan Frye

Ann Houpt

Dottie Hughes

Helen Gardner

Flossy Loop

Barbara Watkins

Judy Liston

Billie Brecheen

Libby McDuffie

Peggy McCormick

Nancy Spell

Jolene Mershon

Pearl Nettles

Vickie Bramblet

Carolyn Hill

Patsy Martin

Kathy Tingley

Brenda Johns

Debbie Rake

Reta Matheny

---



---

## Calling All Members!


As a program for our June meeting I would like you to submit several pictures of your quilt workspaces. Where you set up your machine, cutting tables, stash storage, design wall, storage for supplies, rulers and threads. Include yourself, or not, in a few of the pictures along with pictures of your favorite quilts or projects.

I am looking for all ranges of workspaces, not only the totally awesome but even if you have a clear the clutter from the dining room table to wedge in your machine! I want to see it all! I am hoping this will give quilters ideas and tips on how to organize!

Deadline is the end of March 2012. Please scan and send your photos to either Susan FitzGerald, [txsuzeq@sbcglobal.net](mailto:txsuzeq@sbcglobal.net) or Sherry Livingston, [artandquilts@yahoo.com](mailto:artandquilts@yahoo.com).

Thank you Sherry for volunteering to help me with this project!

Susan FitzGerald, Vice President



## 2012 Board Spotlight Randa Dillon

Our spotlight this month is on our QGOA President, Randa Dillon. This is Randa's second year as our president and she has and is doing a great job. She has also served the guild as Vice President.

Randa's birthday is January 11th -- so we all want to wish her a very Happy Birthday! She has been married to Bill for almost 40 years. They have 2 children. Her daughter lives in Waco with her husband and 4 children - Amaris, Jett, Jersey and Beckett. Her son and his wife live in Richardson. Randa is a retired math teacher. She spent the last 17 years of her career in the Irving ISD. She attends Trinity Church in Cedar Hill. Besides serving as our president, Randa also volunteers regularly at New To You Thrift Store in Cedar Hill, where the proceeds go to support the Cedar Hill Food Pantry.



Randa began quilting in 1999 and made a 4 block pillow and lap quilt, which they still use. After that she was hooked! She doesn't feel she has mastered any particular technique. The most difficult technique for her has been free motion quilting. She likes to try all kinds of patterns and techniques. Her favorite tool is the Precision Trimmer. When choosing colors or color schemes she likes reds but is also drawn to coral and turquoise. As for fabrics, she tends to buy florals, solids and modern. Randa's favorite quilt author or designer is Marsha McCloskey.

When asked what she likes most about being a quilter and she said, "I like the satisfying feeling of a finished quilt. I like the friendships I have made with other quilters." she shares the following funny story from her quilting life.

"I had been sewing with monofilament and had taken the spool off the machine but the machine was still threaded. I was getting ready for a workshop and carried my machine down the stairs and I soon found myself tangled in the monofilament thread."

Randa also does some ceramics and sew clothes.



### January QGOA Retreat

**When :** Thurs, Jan 20 ~ Sun Jan 23, 2012  
**What :** Annual QGOA retreat  
**Where :** Our House in Milford, Milford, TX

<http://www.ourhouseinmilford.com/index.html>

**Cost :** \$245 per person for all three nights.  
\$190 for Friday & Saturday nights only.  
Includes all meals (dinner on the 20th through brunch on the 23rd).

Forms are available at guild meetings or on-line.

See Libby McDuffie for more information.

### Sunshine & Shadow

Brenda Aigner's dad passed away on December 27th after a long struggle with Parkinsons.



### Eileen Urbanek Workshop

April 11th

### Judy Niemeyer's "Desert Sky"

Check the website for information on Workshops and Supply Lists.


**Sign Up Quick!  
Space is Limited!**



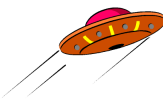
### Membership News

#### \*\*\*\*\*REMINDER\*\*\*\*\*

Don't forget to renew your membership for 2012 and pay your dues for the new year. Membership form on page 19. You don't want to miss all the interesting speakers and exciting new workshops, retreats, and fun!



#### LAND YOUR UFO's in 2011



Every time you bring a finished quilt to show off at a guild meeting that was begun prior to 2011, sign Nancy's "Finished UFO Book". At the December meeting, she will draw a name from the book's entries and the winner will receive a gift certificate. The more UFOs that you finish, the more chances you will have to win! Now you have no excuse, **FINISH THOSE UFOs!**

### Remembrance Quilting



*Quilting memories...  
one stitch at a time  
Congarm Machine Quilting  
Specializing in Freehand Designs*

Katina Howe/Design Specialist

Phone: 682-422-3359

[Remembrance.Quilting@yahoo.com](mailto:Remembrance.Quilting@yahoo.com)



## Project Linus

Dear Members,

Many thanks to the donors at the December meeting. Looking at donations records for 2011, it was again amazing to see the Guild's wonderful support, so heartwarming coming from you all. There was also an old Thank You card with the donee baby's footprints on it. They were as long as my little finger, almost. "Our babies grab your heart and make you remember how much we need to help them. How big were your babies? These are often so much smaller.

Anything to help us with means a great deal. We are glad to get 40" x 40" quilts, tops, backs, blocks, UFOs, pins, double duty white or neutral thread, stamps, or cash for batting and backing. (The kitty is empty!)

We have a few quilts, but no meets in December, so we're running a little short.

Happy New Year, dear friends. May God Bless you and yours richly!

Love,  
Susan Buckner

## 2012 Quilt Show Vendor List

The Quilt Festival is coming and so are these VENDORS. There will be others but I wanted to give you a heads up so you can plan your shopping.

Arlington Sewing Machine  
 Armadillo Alley Quilts  
 Bev's Beads  
 Gifts By Brenda  
 Hands on Tradition  
 Jewelry by Gabrielle  
 Lone Star House of Quilts  
 Kar/Geo Enterprises (Furniture)  
 Peggy's Quilt Studio  
 Ruby's Gone Quilting  
 Snips and Pins  
 The Scissor Guy  
 Stitchin' Collections

---



---

## Events Around the State of Texas

Jan 27-29

"Quilts on the Bayou"

Jefferson, TX

[www.jeffersonquiltshow.com](http://www.jeffersonquiltshow.com)

Jan 28-29

"Our Coastal Beauty"

Rockport, TX

[www.piecemakersbythebay.org](http://www.piecemakersbythebay.org)

Feb 3-4

"A Tuscan Garden"

Brenham, TX

[www.friendshipquiltguild.com](http://www.friendshipquiltguild.com)

Feb 17-18

"Quilts Across America...Binding

Us Together"

Keller, TX

[www.bearcreekquiltguild.org](http://www.bearcreekquiltguild.org)

Feb 24-25

Best Little Quilt Show in Texas

LaGrange, TX

[www.cvquiltguild.com](http://www.cvquiltguild.com)

Mar 2-3

"Pieceful Moments"

Cypress, TX

[www.tricountyquiltguild.org](http://www.tricountyquiltguild.org)

Mar 9-11

"In Full Bloom"

Dallas, TX

[www.quiltersguildofdallas.org](http://www.quiltersguildofdallas.org)

Mar 22-24

Wildflower Trails Shop Hop

"Quilts in Bloom"

Mar 23-24

"From USA to Asia - Quilts Around the World"

Tyler, TX

[www.qgetx.org/quiltshow.php](http://www.qgetx.org/quiltshow.php)

## Block Party 2012 February Half-Triangle Challenge ??????? Red and White

From red and white, cut a 4 inch wide strip the width of the fabrics. Mark off 8—4 inch squares on the wrong side of the white strip. Draw a zigzag diagonal across the strip. Stitch a scant quarter inch on both sides of the zigzag line. Cut apart on the drawn lines. Press seams to the red. Square up to 3 ½ inches.

### Now the CHALLENGE!!

As you can see, there is **NO** drawing. Use your creativity or check out your library of quilt patterns and arrange the 16 pieces as you choose. I look forward to seeing what you can do.

### Patriotic/Wounded Warrior Block

Make the same block in red and white or blue and white.

Linus Project Blocks—Make 9-patch blocks using 2 ½ in. squares. You may use pastel or bright colors.

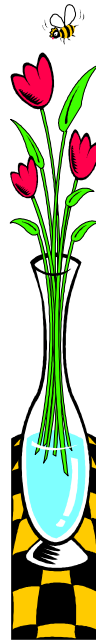
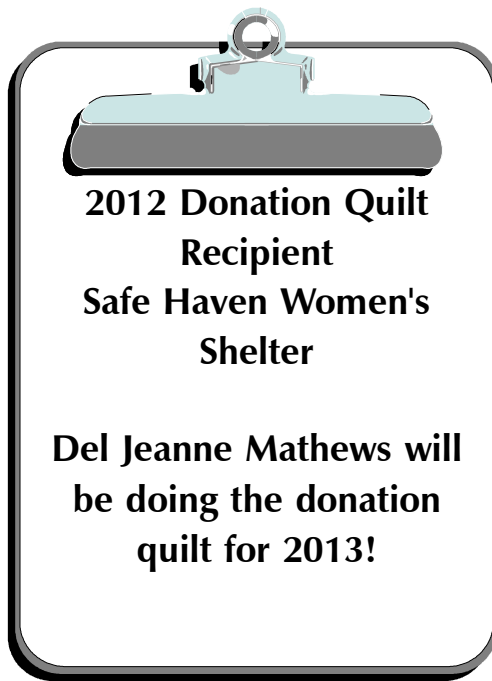
### ~~ Nancy's Block Party Corner ~~

This is a **MONTHLY** Challenge! There is a new block pattern each month. Members may make as many blocks as they choose. ***We would like for each member attending the meeting to turn in a least one block.*** These blocks are collected at the meeting. Members get one ticket for each block turned in, placed in a box for a drawing. The member whose name is drawn, get all the Block Party blocks turned in. If there are 24 blocks turned in, 2 names will be drawn. We could have **MORE** winners if **EVERY** member in attendance turns in at least **ONE** block. We Average -- 60+ in attendance -- that would be 5 winners!!!

I have another challenge for you. Use the pattern to make the Block Party block. Then choose some fabrics to make another block each month. Keep this block. At the end of the year, you will have 12 blocks. Assemble the blocks into a sampler quilt and display the top in March. Everyone who show their sampler quilt from these blocks will receive a small gift. Or make a quilt using one or two of the patterns and show it at the March meeting.

**Wounded Warrior Blocks** ~~ We ask you to make the Block Party block in Red, White, and Blue fabrics. These blocks will be made into lap quilts for wounded soldiers. We have been taking them to the Military hospital in San Antonio.





Coming in February ~

Su & Dwayne  
Bunch

"Keeping the Piece"



**TEXAS GONE CRAZY! And indeed we have...CRAZY with excitement that is!**

We have news! We are adding additional merit quilting awards to the 2012 Festival of Quilts, "TEXAS GONE CRAZY" show.

**The Merit Quilting Awards will be:**

Exemplary Hand Quilting - First, Second and Third Place  
Exemplary Machine Quilting - First, Second and Third

Ribbons  
Place Ribbons

These awards are in ADDITION to the six "Merit Quilting Awards" that can be given to hand or machine quilted quilts and the Ouida Bost Hand Quilting Award that have been given at past Festival of Quilt Shows.

All ribbons are given at the discretion of the judges for deserving quilts. Judges are not required to award all the ribbons in each category or divisions, only for quilt that qualify for the recognition.

Thank you all for showing us how much you love Quilting. "TEXAS GONE CRAZY" promises to be one outstanding show with so many passionate quilters loving and sharing our craft.

Happy Quilting!  
Judy O'Polka  
Quilt Show Chair

PS ~ The "Entry Form" has been changed to accommodate 2 additional boxes for Quilting; Hand and Machine. It is located next to the Entry Division/Category number box. Please check the appropriate box as it pertains to your entry.

**Entry and information forms on pages 16 -18.**



# Custom Quilters

Long Arm Quilting  
Mark Clark ~ Arlington

## Guild Members

# 15% Off

Discount on Quilting Service & Batting

Charity Quilts No Charge as time permits

### Custom Quilters


believes your quilt we are working on  
is the most important quilt in the world!  
Each quilt gets individual, undivided attention

682-241-1349

info@customquilters.com

Check our Website for  
**NEW Designs**

[www.CustomQuilters.com](http://www.CustomQuilters.com)



## Randa's President Block

9" Block



Friendship Star

### Fabric

For this Friendship Star Block use a bright fabric and a paler coordinating fabric with good contrast. You can use either fabric as the focus or background. I would like both kinds of blocks.

focus fabric

background fabric

### Cutting the fabric

This Block requires:



one 3 1/2" square of the focus fabric



four 3 1/2" squares of the background fabric



two 4" x 4" squares of the focus fabric



two 4" x 4" squares of the background fabric



### Piecing the Block



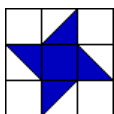
- 1) Layer one focus 4" x 4" square and one background 4" x 4" square with right sides together, lightest of the two fabrics on top. Lightly draw a straight line diagonally.
- 2) Sew 1/4" on both sides of the line and then cut on the drawn line. Do this for both pairs of focus/background 4" x 4" squares.
- 3) Press seams to darker fabric.
- 4) Square up each of the 4 half-square triangles to 3 1/2" x 3 1/2".



- 5) Piece two of the half square triangle components with the 3 1/2" focus fabric square as shown to create the center row unit of the Block. Press the seams in toward the center square.




- 6) Create the upper and lower Block rows by piecing together one of the half square triangle Blocks with two of 3 1/2" background squares as shown. Press the seams out toward the background squares.



- 7) Piece the three Block rows together as shown to create the finished Block. Press the seams toward the outside edge of the Block. The finished Block should measure 9 1/2" inches square which includes a 1/4" seam allowance on all sides.

These blocks will be given to Randa at the June 2012 guild meeting.



# DECEMBER SHOW & TELL

<b>Barb Goodman</b>	<b>Quilt For Lane</b> -- Maker: Barb Goodman Quilter: Libby McDuffie
<b>Barb Cain</b>	<b>Brittany's Night &amp; Day</b> -- Maker: Brittany Graham (Barb's grand daughter) Quilter: Sabina Thompson
<b>Del Jeanne Matthews</b>	<b>Apple Fun</b> -- Maker & Quilter: Del Jeanne Matthews
<b>Emily Roney</b>	<b>Christmas Poinsettias</b> -- Maker & Quilter: Emily Roney <b>"Emily"</b> -- Maker & Quilter: Emily Roney
<b>Leila Kinsey</b>	<b>Paper Dolls for My Momma</b> -- Maker: Leila Kinsey Quilter: Susan Hamilton
<b>Janice Mowery</b>	<b>Santa Loves Coke Too!</b> -- Maker: Janice Mowery Quilter: Susan Corbett <b>Red &amp; Blue Jelly Roll class project</b> at Berry Patch -- Maker: Janice Mowery Quilter: Susan Corbett <b>Someone Else's Feed Sacks UFO!</b> -- Maker: Janice Mowery Quilter: Susan Corbett <b>1st Retreat Pink &amp; Green</b> - Debbie Maddy --
<b>Dottie Hughes</b>	<b>1st Baby of the Year</b> (Arlington Memorial Hospital for January 1, 2012) Maker & Quilter: Dottie Hughes
<b>Patricia Eckstrom</b>	<b>The University Quilt</b> -- Maker & Quilter: Patricia Eckstrom
<b>Sheila Parry</b>	<b>Christmas Boots</b> -- Maker: Sheila Parry <b>AJ's Reindeer</b> -- Maker: Sheila Parry <b>Tri-State Christmas</b> -- Maker: Sheila Parry

## Membership Information & Volunteer Hours

Don't forget to record your volunteer hours each month when you sign-in. This information is important to our guild's non-profit status and helpful with grant application for funding of the quilt show. Remember anything you do to promote the guild or quilting or community outreach through quilting counts.

Don't forget to renew your membership for 2012. Our guild membership year begins in January. Remember that the directory you received is a permanent one. Updates will be made to it after the beginning of the year, including new yearly information pages to replace the ones you have.

*Designs by Dianne*

Longarm Quilting Studio  
201 Saddlebrook Dr.  
Krum, TX 76249

817.233.3587 - Voice  
866.735.2553 - Fax

Please call for an appointment.

*A unique blend of computer-aided and  
freehand longarm quilting techniques.*

www.designsbydianne.com  
info@designsbydianne.com



*Many people look forward to the  
New Year for a new start  
on old habits.  
So quilters get out there and start  
buying that fabric!*

## Recipe Corner


### Sopapilla Cheesecake

- 2 cans crescent rolls
- 2 8-oz cream cheese, softened
- 1 1/2 cup sugar, divided
- 1 tsp vanilla
- 1/2 cup butter, melted
- 1 tsp cinnamon

With one can of rolls, line the bottom of a 9x13 pan sprayed with Pam. Stretch dough and close up holes. Blend together, with mixer, softened cream cheese, 1 cup sugar and vanilla. Spread cream cheese mixture evenly on top of dough. Stretch second can of crescent rolls over the cream cheese mixture to form a top crust. Using a spoon, spread melted butter over top of crust evenly. Blend remaining 1/2 cup sugar with cinnamon and spread evenly over buttered crust.

Bake at 350 degrees for 30 minutes until bottom crust is golden brown. Let cool and refrigerate leftovers.

Recipe from Sheila Parry




# Magnolia Quiltworks

**Store Hours**  
Tuesday thru Friday 10 am - 5 pm  
Saturday 10 am - 4 pm  
Closed Sunday & Monday

There is always something new and creative happening at Magnolia Quiltworks . . . *where friends & quilts come together*

**Magnolia Quiltworks**  
would like to thank the Arlington Guild for its support in making  
**2011 a terrific year.**  
We look forward to helping the Guild and it's members with all  
their creative quilting needs in 2012.  
**Best Wishes for a stitchin' good year!**

**Join us for these fun clubs:**  
Crazy Quilts - 2<sup>nd</sup> Tues      Novel Quilters - 2<sup>nd</sup> Fri  
Snippets - 3<sup>rd</sup> Tues      Wool-works - 4<sup>th</sup> Tues




**Guild Refreshments**



- January: C, T
- February: H, V
- March: M
- April: S, Z, E
- May: A, D
- June: POTLUCK  
(Board-  
Desserts)
- July: G, L
- August: B, K, O
- September: F, I, J, Q
- October: N, P, R
- November: T, U, W, X, Y
- December: POTLUCK  
(Board-  
Desserts)

*Please help at the membership table, signing in and greeting members and guests during you assigned month. Please mark your calendars.*

**For Late Breaking QGOA News**

**You'll always know the latest information when you join the QGOA Yahoo Group; its quick and easy. Go to the guild home page at [www.QGOA.org](http://www.QGOA.org) and click on the link. If you have any questions, please contact Carolyn Hill at [sportsfn@swbell.net](mailto:sportsfn@swbell.net)**



 **IN CASE OF INCLEMENT WEATHER:** 

**IN GENERAL, WILL DO WHAT THE UNIVERSITY OF TEXAS OF ARLINGTON DOES. IF THEY CANCE EVENING CLASSES WE WILL CANCEL GUILD AND BOARD MEETINGS.**



**Meet & Greet**

One of the exciting things about being a member of the guild is meeting new people. Let's strive to introduce ourselves to visitors and new members this year. Also, get to know some of the current members you have never met. Perhaps inviting someone for dessert and coffee or to join you at your next stitch group meeting.

*Be Courteous to our Speakers and Members*



**and TURN OFF your CELL PHONES during the meetings!**

**Safe Haven Donations**

*We will continue to accept travel size toiletry items throughout the year. ALL items should be new and unused including toiletries.*

- January: Diapers, baby wipes
- February: Children's socks
- March: Children's underwear
- April: Shampoo, brush, comb, etc.
- May: Toothbrush, toothpaste, floss
- June: Women's underwear
- July: Feminine hygiene products
- August: School Supplies
- September: Soap and towels
- October: Prepackaged snacks - Granola bars, Goldfish crackers, etc.
- November: Children's toys
- December: Mittens, scarves or hats



**Golden Spool**  
We are still taking nominations for Golden Spool. We will award the next Golden Spool in June. Turn your nominations in to Nancy Spell.

## QGOA Executive Board & Standing Committees - 2012

### Executive Board

President	Randa Dillon
Vice President	Susan FitzGerald
Secretary	Katina Howe
Treasurer	Terrie Kelly
Parliamentarian	Libby McDuffie

### Standing & Appointed Committees

<b>Programs</b>	Susan FitzGerald
<b>Membership</b>	Linda McPherson
Co-Membership	Charlotte Humphrey
Membership asst	Jolene Mershon
Guild Products	---OPEN---
<b>Hospitality</b>	Judy Weiss
Door Prizes	Malorie Harper
Volunteer Hours	Judy Liston
Golden Spool	Nancy Spell
Librarian	Pat Madrid
Librarian asst	Brenda Aigner
Greeting	Peggy Billingsley
<b>Publicity</b>	Sherry Livingston
Perm. Quilt Coll	Debby Rake
<b>Newsletter</b>	Sheila Parry
Historian	Billie Breecheen
Sunshine & Shad.	Elizabeth Carr
<b>Quilt Show 2012</b>	Judy O'Polka
<b>Guild Activities</b>	Nancy Conner
Block Party	Nancy Conner
President's Block	Nancy Conner
Display Case	Nancy Spell
Retreat Coord.	Libby McDuffie
TAQG Rep	Carolyn Troupe
<b>Community Outreach</b>	Ruth Callahan
Susan G. Komen	---OPEN---
Project Linus	Elizabeth Cooper
Safe Haven	Patsy Martin
Ronald McDonald	Annette Debose
	Pearly Nettles

**Website Coordinator**      Peggy Billingsley

**Raffle Quilt 2011**            Patricia Eckstrom


**Raffle Quilt 2012**            Del Jeanne Mathews

**Webmaster**      Art Parry      art.parry@juno.com

Email address to contact officers:  
[support@qgoa.org](mailto:support@qgoa.org)  
 or refer to the current directory for  
 specific information.

## STITCH GROUPS

Guild members are cordially invited to join a sewing group for fellowship and stitching. Most groups have room for new members.



### Friendship Stitchers

Meets the 1st & 3rd Thursdays  
 10:00 a.m. at First Christian Church  
 Contact: Helga Smith

### Etcetera Art Quilt Group

Meets @ Lone Star House of Quilts  
 1st Thursday of the Month  
 7 p.m. to 8:30 p.m.  
 Contact: Denny Cornett

### The Piecemakers -

full at this time  
 Meets at Bob Duncan Community Center  
 2nd & 4th Thursdays  
 6:00 p.m. to 10:00 p.m.  
 Contact: Linda McPherson

### Sew-N-Sews

Meets @ Quilt Among Friends  
 1st Monday of the Month  
 10 AM to 3 PM  
 Contact: Randa Dillon or Carolyn Bowden

Please let us know if you've formed an open group or want to do so  
[support@qgoa.org](mailto:support@qgoa.org).



### QGOA NEWSLETTER AD RATES

SIZE	1 MO	3 MOs	1 YR
1/8 page .....	\$7.50	\$22	\$ 85
1/4 page (3?"x4?") .....	\$15	\$40	\$150
1/2 page (4?"x7?") .....	\$30	\$75	\$ 270
1/2 page (9?"x3"? ) .....	\$30	\$75	\$270
1/2 page (back page) ....	\$40	\$105	\$378
1 page (7 x 9) .....	\$60	\$150	\$540

All ads must be print ready and fit the size requirement. Ads must be received by the 15th of the month prior to the desired publication month.  
**Email preferred.**

ENTRY FORM
Quilters' Guild of Arlington
Festival of Quilts, May 11 & 12, 2012

A separate Entry Form must be completed for each item entered.

Entry Forms may be turned in at a guild meeting or must be postmarked by April 11, 2012.

Mail Entry Forms to: Carolyn Bowden, 2700 Monarch, Arlington, TX 76006.

The facility size limits the number of quilts that can be displayed, first come first served, so please submit your entry as early as possible! Please refer to Quilt Entry Instructions for more information and rules.

SECTION A: ENTRY IDENTIFICATION Please print LEGIBLY. Information in \*BOLD will be published

\*ENTRANT'S NAME: \_\_\_\_\_ \*TITLE OF ENTRY: \_\_\_\_\_

\*MAKER'S NAME: \_\_\_\_\_ \*QUILTER'S NAME: \_\_\_\_\_

Address \_\_\_\_\_ City/State/ZIP \_\_\_\_\_

E-Mail Address \_\_\_\_\_ QGOA MEMBER (circle one): Yes No

Day Phone \_\_\_\_\_ Evening Phone \_\_\_\_\_

Year Completed \_\_\_\_\_ Quilt size: width \_\_\_\_\_ in., length \_\_\_\_\_ in. \*Garment (type): \_\_\_\_\_

QUILTER'S STATEMENT (Will be published.) Describe your inspiration for this quilt. We reserve the right to edit for clarity and/or length (Print legibly, 25 words or less):

\_\_\_\_\_-
\_\_\_\_\_-
\_\_\_\_\_\*-

DESIGN SOURCE - Original design or did you use a published book or pattern? If yes, please give credit:

ATTACH COLOR PHOTO TO THIS FORM A color photograph or digital print of the quilt must accompany each entry. Please print your name, address and phone number on the back of the photograph or digital print. Entry item need not be finished, but must be recognizable by color and pattern.

SECTION B: ENTRY DIVISION AND CATEGORY NUMBER: Refer to Divisions and Categories page to determine where your quilt should be placed. Should you have any questions as to the placement of your quilt, please call Carolyn Bowden (817.860.4424 or ckbowden@sbcglobal.net) or Libby McDuffie (817.483.0694 or LibbyMc137@aol.com). The Quilt Show Committee places entries based on the information you supply. If it is deemed that a quilt has been placed in the wrong category after the quilts have been hung at the show, the quilt will remain as hung. It will not be judged in either category. It is your responsibility as the entrant to place it in its proper category. Please make certain that you place it correctly!

Entry Division and Category NUMBER: \_\_\_\_\_ \*Quilting: Hand \_\_\_\_\_ Machine \_\_\_\_\_
(example: 101 or 302) Must be specified

SECTION C: SHIPMENT OF QUILT

Out of town entries may be mailed / shipped to Carolyn Bowden, 2700 Monarch, Arlington, TX 76006. Out of town entries must be received by May 7, 2012. Entry must be accompanied with prepaid return shipping fee and label. Please advise Carolyn Bowden (817.860.4424 or ckbowden@sbcglobal.net) when to expect a shipment.

EARLY DROP-OFF: May be arranged by contacting Carolyn Bowden (817.860.4424 or ckbowden@sbcglobal.net).

SECTION D: RELEASE FORM (MUST BE SIGNED)

By my signature below, I agree to abide by all conditions stated on this Entry Form and the accompanying instructions. I also grant Quilters' Guild of Arlington (QGOA) the right to display and to photograph this entry for QGOA files, publicity or promotional purposes in either print or electronic media. I understand that I am responsible for my own insurance on any and all items. I understand that no responsibility for loss or damage to my entry will be assumed by the Quilters' Guild of Arlington, its officers, agents or volunteers. QGOA will take all reasonable precautions to protect your entry.

Signature \_\_\_\_\_ Date \_\_\_\_\_

SECTION E: CHECK LIST Please include these items, where applicable, with your Entry Form (one form per entry):

- \_\_\_\_\_ Signed and Completed Entry Form for Each Entry
\_\_\_\_\_ Photograph or Print of Each Entry, Required
\_\_\_\_\_ \$10 Non-member Entry Fee (if applicable), Check Payable to: QGOA
\_\_\_\_\_ \$40 for Quilt Appraisal to be done by an AQS Certified Appraiser. Check Payable to: QGOA



**QUILT ENTRY INSTRUCTIONS**  
**Quilters' Guild of Arlington, Festival of Quilts 2012**  
*'Texas Gone Crazy!'*

**DEADLINE**

**Entry Forms** may be submitted at any guild meeting or must be received or **postmarked by April 11, 2012**. The facility size limits the number of quilts that can be displayed, 'first come first served', so please submit your **Entry Form** as early as possible! You will receive email confirmation of receipt, no USPS mail confirmation will be sent.

**BASIC RULES**

- ❖ All entries must be clean, in excellent condition and must be displayed for the duration of the show. All entries must have been completed within the last five (5) years and may not have been previously entered in a QGOA show.
- ❖ Please enter finished quilts that represent your best work. We are proud of our members' needlework. Quilts must be complete and finished by check-in on Wednesday, May 9, 2012. Please do not enter unfinished quilts, tied quilts, cheater cloth, preprinted kit quilts, comforters, or double knit quilts. The Quilters' Guild of Arlington reserves the right to refuse any entry that it deems inappropriate or that does not meet requirements.
- ❖ Each entrant may submit a maximum of five (5) entries, with a limit of 2 per category. Donation quilts such as: Ronald McDonald House, Susan G. Komen Auction and Nancy's Pink Challenge quilts do not count in this total.

**PHOTOGRAPHS**

A color photograph or digital print of the quilt must accompany each entry. The show committee understands that an entry may not have its quilting or binding completed when the entry photo is taken. Please print your name, address and phone number on the back of the photograph or digital print. All photographs or prints become the property of QGOA and will not be returned.

**DIVISION AND CATEGORY**

Choose one Division and Category *number* for your quilt (refer to **Division and Categories** page). If you have any questions, please contact Carolyn Bowden (817.860.4424 or ckbowden@sbcglobal.net) or Libby McDuffie (817.483.0694 or email: LibbyMc137@aol.com)

**FEES**

Members of the QGOA do not pay an entry fee. Non-members must pay a fee of \$10.00 per entry. Children submitting quilts are exempt.

**INSURANCE**

Entrants are responsible for their own insurance on all items. Your completed *Entry Form* releases QGOA, its officers, agents or volunteers from any and all liability. QGOA will take reasonable precautions to protect all entries. All *Entry Forms* must be signed or they will not be accepted.

**IDENTIFICATION LABEL**

A cloth identification label is required on each entry. It must be sewn to a lower corner on the back of each quilt or the inside of a garment, no pins will be accepted. Stitch or print with indelible ink, your name, address and phone number.

**SLEEVES**

Entries must have a four (4) inches wide double casing/sleeve stitched to the reverse side. Garments, miniatures and 'Other Quilted and Textile/Fabric Items' do not require a sleeve unless they need to be hung up by a rod for display. If the quilt is longer than 90 inches, lower the sleeve along the back until the top of the sleeve is 90 inches from the bottom edge of the quilt so that the quilt will not drape onto the floor. If the sleeve is not placed accordingly it is an acknowledgment that it will drape on the floor. Please be aware that a quilt wider than 90 inches may not hang correctly; please put a sleeve with a split (or gap) in the middle to allow some easing on the crossbar.

**QUILT APPRAISAL**

If desired, your quilt may be appraised while it is hung in the **Festival of Quilts** by an AQS Certified Appraiser. Please attach a \$40 check payable to **QGOA** for each quilt appraisal you are requesting. If you would like an appointment to have the appraisal done in your presence, and/or for other quilts not hung in the show, please contact: Denny Cornett (682-553-3483 or denisec@mhmrtc.org) for an appointment time.

**DROP-OFF TIME**

Quilt drop-off is on Wednesday, May 9, 2012, 4:00 to 6:00 pm at Bob Duncan Community Center, 2800 S. Center St., Arlington, TX, 76014.

No entries will be accepted after 6 pm, May 9, 2011. Enclose each entry in a clean pillowcase or similar sized fabric bag. No entry will be accepted rolled or on a hanger. Your name must be highly visible and written or sewn on the outside of the bag. No pinned ID information. Please remember only one item per bag. Do not submit entry in any other form (rolled, on hanger, plastic bag, etc.) You will receive a **claim check** for each entry at drop-off.

**OUT OF TOWN ENTRIES**

Out of Town entries should be shipped to Carolyn Bowden, 2700 Monarch, Arlington, TX 76006. Out of Town entries must be received by May 7, 2012. These entries must include pre-paid return postage/shipping and a self-addressed mailing/shipping label to be sure the quilts return home. Remember to ask the shipper about insurance. Please contact Carolyn Bowden (817.860.4424 or ckbowden@sbcglobal.net) when to expect the shipment.

**PICK-UP TIME**

All entries will be released between 5:45 to 6:30 p.m. on Saturday, May 12, 2012, at Bob Duncan Community Center, 2800 S. Center St., Arlington, TX, 76014. No entry will be released without the completed claim check. **You must have your claim check.** If you cannot be here to pick-up your quilt, please make arrangements with someone to help you with this. **Unclaimed quilts** will receive loving foster care until they are reunited with their owners. An after-show care fee will be charged at 6:30 p.m. on Saturday, May 12, 2012, and again at 6:00 p.m. on each subsequent day of foster care. The fee is \$10.00 per day per quilt. This fee does not apply to out of town entries with prepaid return postage/shipping. All shipped entries will be return shipped as soon as possible.

## Divisions and Categories Quilters' Guild of Arlington, Festival of Quilts 2012 'Texas Gone Crazy!'

The Quilt Show Committee places entries based on the information you supply. Should you have any questions as to the placement of your quilt, please call Carolyn Bowden (817.860.4424 or ckbowden@sbcglobal.net) or Libby McDuffie (817.483.0694 or LibbyMc137@aol.com). If it is deemed that a quilt has been placed in the wrong category after the quilts have been hung at the show, the quilt will remain as hung. It will not be judged in either category. It is your responsibility as the entrant to place it in its proper category. All entries must be hand or machine quilted, no tied or tacked quilts allowed.

**DEFINITIONS** The quilt top maker's status determines the division (Artisan or Master), not the quilter's status.

**Artisan:** If **ALL** of the following statements are true, you may enter under the 'Artisan' Division: never classified as a Master in the past; never have engaged in a quilt event or activity for monetary profit (more than \$2,000 per year); never formally taught quilting, quilt related or wearable arts techniques; and never published a pattern or book on quilting, quilt related or wearable art techniques.

**Master:** If **ANY** of the following statements are true past or present, you must enter under the 'Master' Division: have been classified as a Master; engaged in a quilt event or activity for monetary profit (more than \$2,000 per year); taught quilt related or wearable arts techniques; published a pattern or book on quilt related or wearable art techniques; or have won a Best of Show and/or total of two Blue Ribbons in QGOA shows, or a combination of other quilt shows.

**Two-Person Quilt:** A quilt to which a person contributed **ANY** work in completing the quilt such as: blocks pieced or appliqué, and/or was machine or hand quilted by another person.

**Group Quilt:** Any quilt to which 3 or more people contributed **ANY** work in completing the quilt such as: blocks pieced or appliqué, and/or was quilted by others, either by machine or hand.

### ONE-PERSON QUILTS

The following categories are quilts made by one person. NO other person contributed **ANY** work in completing the quilt such as: blocks pieced or appliqué by another; and/or was quilted by another individual, either by machine or hand.

#### Artisan Division

101. **Artisan Pieced Quilt** - A quilt larger than 60" on any one side and is predominately pieced or patchwork, machine or hand quilted.
102. **Artisan Appliquéd Quilt** - A quilt larger than 60" on any one side and is predominately appliqué, machine or hand quilted.
103. **Artisan Wall Quilt** - May be pieced, appliqué or a combination, machine or hand quilted. Not to exceed 60 inches on any one side. Includes miniature quilts that are not donations.

#### Master Division

201. **Master Pieced Quilt** - A quilt larger than 60" on any one side and is predominately pieced or patchwork, machine or hand quilted.
202. **Master Appliquéd Quilt** - A quilt larger than 60" on any one side and is predominately appliqué, machine or hand quilted.
203. **Master Wall Quilt** - May be pieced, appliqué or a combination, machine or hand quilted. Not to exceed 60 inches on any one side. Includes miniature quilts that are not donations.

### TWO-PERSON QUILTS

A quilt to which one other person contributed **ANY** work in completing the quilt such as: blocks pieced or appliqué, and/or was machine or hand quilted by another person. (If more than 2 people contributed to the completion of the quilt, it is a Group Quilt - 302, in Open Division below.)

104. **Artisan Two-Person Quilt** - Two people were involved in making the quilt. May be pieced or appliqué, machine or hand quilted. The quilt-top maker's status determines the division (Artisan or Master).
204. **Master Two-Person Quilt** - Two people were involved in making the quilt. May be pieced or appliqué, machine or hand quilted. The quilt-top maker's status determines the division (Artisan or Master).

THE FOLLOWING CATEGORIES ARE **NOT** CLASSIFIED BY ARTISAN, MASTER, ONE PERSON, NOR TWO PERSON

### OPEN DIVISION

301. **Mixed / Other Technique Quilt** - Any quilt, which has used any or more than one technique and does not fit into any other categories; such as whole cloth, yo-yos, crazy quilt, redwork, digitized printing, painted and embroidery; either machine or hand quilted.
302. **Group Quilt** - Any quilt to which 3 or more people contributed ANY work in completing the quilt such as: blocks pieced or appliqué, and/or was quilted by others, machine or hand quilted. This includes quilts created with blocks received in a block exchange.
303. **Art Quilt** - Original design; any technique or combination of techniques or materials used in a non-traditional way; either machine or hand quilted.
304. **Quilted Garment** - Constructed with piecing and/or appliqué contains 3 layers and some form of recognizable quilting.
305. **Theme Quilt** - Any construction method but must denote the quilt show theme. The theme for 2012 is *'Texas Gone Crazy'*. May be constructed by one or more persons, either machine or hand quilted.
306. **Kits or Block of the Month Quilt** - Quilt composed of patterns and fabric, packaged as a unit for retail sale, either machine or hand quilted. This includes pre-printed whole-cloth quilt tops.
307. **Other Quilted Items** - Such as: Placemats, handbags, totes, table runners, and tree skirts, either machine or hand quilted.
308. **Textile/Fabric Non-Quilted Items** - Such as: dolls, rugs, totes, bowls, ficklesticks. No wearables, must be predominately made of fabric.

### DONATION DIVISION

401. **Miniature Quilt** - To be donated for the Susan G. Komen silent auction. No block may be larger than 4" square, either machine or hand quilted. Must have at least 9 blocks, unless it is a whole cloth or medallion style quilt. Quilt not to exceed 24" on any one side.
402. **Nancy's Pink Challenge Miniature Quilt** - To be donated for the Susan G. Komen silent auction. Quilt not to exceed 24" on any one side. 75% of the quilt must be PINK. No block may be larger than 3" square. Must have at least 9 blocks, either machine or hand quilted.
403. **Ronald McDonald House Quilt** - To be donated to the Ronald McDonald House; not to exceed twin size, must be washable and have no buttons or similar items attached that could be accidentally swallowed by young children. Do not attach a sleeve. May include a matching pillowcase.

### NON- JUDGED DIVISION

501. **Non-judged Quilt** - Any quilt you do not want judged but would like to have hung and shown, either machine or hand quilted.
502. **Youth Quilt** - Any quilt created by person aged 3 - 17, non-judged but will be critiqued. May be pieced or appliqué and either machine or hand quilted. Tied quilts are allowed in this category. Others may contribute work to complete this quilt.
503. **Novice** - First time a quilt has been entered in a quilt show by the maker, either machine or hand quilted. The quilt will not be judged but will be critiqued.

# QUILTERS' GUILD OF ARLINGTON 2012 MEMBERSHIP REGISTRATION FORM

Items in **BOLD** print will be published in directory.

**Name** \_\_\_\_\_ (**Nick Name**) \_\_\_\_\_

New Member \_\_\_\_\_ Renewal \_\_\_\_\_ Please check if your information has not changed \_\_\_\_\_

Member Since: \_\_\_\_\_ Quilting how many years? \_\_\_\_\_

\*\*\*Please Provide a Photo of yourself, new or updated if not previously submitted; attach to form.

Please fill out or check where indicated and print large!

**Spouse's name** \_\_\_\_\_

**Address** \_\_\_\_\_

**City** \_\_\_\_\_ **State** \_\_\_\_\_ **Zip** \_\_\_\_\_

**Home** \_\_\_\_\_ **Cell** \_\_\_\_\_ **Work** \_\_\_\_\_

**Email address** \_\_\_\_\_

**Birthdate (month/day)** \_\_\_\_\_ **Stitch group** \_\_\_\_\_

**Favorite: Color** \_\_\_\_\_ **Quilt Book** \_\_\_\_\_ **Quilt Author/Teacher** \_\_\_\_\_

**Special Quilt Interests** \_\_\_\_\_ **Skills to share** \_\_\_\_\_

**I am a:** New \_\_\_\_\_ **Intermediate** \_\_\_\_\_ **Mater Quilter** \_\_\_\_\_

Program Ideas: ex, subject, speaker

\_\_\_\_\_  
\_\_\_\_\_  
\_\_\_\_\_

### Membership fees:

- ( ) Membership \$30 \_\_\_\_\_  
( ) New ( ) Renewal
- ( ) Junior Member \$15 \_\_\_\_\_  
\* see standing rules for limitations
- ( ) Senior (65 - 84) \$25 \_\_\_\_\_
- ( ) Super Senior Saver (85 and older) \$ 0 \_\_\_\_\_
- ( ) Printed Newsletter Subscription \$15 \_\_\_\_\_
- Total \_\_\_\_\_

Cash \_\_\_\_\_ Check # \_\_\_\_\_ Amount paid \_\_\_\_\_ Date \_\_\_\_\_

Check the box if you do not want your information in the Guild Directory.

Signature \_\_\_\_\_ Date \_\_\_\_\_

\*\*\*Photos will be taken at meetings if you prefer, just ask at the membership table.\*\*\*

**Mail to QGOA, PO Box 13232, Arlington, TX 76094-0232**

# QUILTERS' GUILD OF ARLINGTON

support@qgoa.org

www.qgoa.org

**P.O. Box 13232**

**Arlington, TX 76094-0232**

*Happy New Year!*  
*from*  
*Lone Star House of Quilts*

**New!**  
**Block of the Month Programs**  
**for 2012**

**Civil War Journals**

**Blind Man's Fancy**

**Wheel of Fortune**

**Scrappy Anvils**

**All Start in January-Sign up Today!**



*1210 W. Abram St.*  
*Arlington, TX*  
*817-277-4749*

*New Blocks of the*  
*Month Starting*  
*Sign up Today!*

*Lone Star House of Quilts / 1210 W. Abram St., Arlington, TX 76013 / 817-277-4749*

*[lonestarhouseofquilts@gmail.com](mailto:lonestarhouseofquilts@gmail.com)*