



THE QUILTING BEE

Quilters' Guild of Arlington

Volume XXVIII Issue 2

February 2012

~ February Guild Meeting Speakers ~

Su and Dwayne Bunch



Su and Dwayne Bunch are retired educators who are now traveling to quilt shows with their business Piece Keepers. Su's love of blended quilts lead her to start their business which has taught them much about searching for the hard to find fabrics needed to make blended quilts! Dwayne, her husband, enjoys locating the quilt shows, meeting new friends and traveling. Dwayne is considered the CEO - which stands for "Carry Everything Out".

They are especially fond of reproduction fabrics. Most of their fabrics originate from many of the museum designs and often showcase large scale florals and toiles. These fabrics are great for creating "blended" quilts, a style that is their favorite. In fact, at many quilt shows, Su has been called the "Blended Lady".

It's Time to **RENEW**
your guild membership!

Membership forms on
page 23.



Quilter's Guild of Arlington
Festival of Quilts
May 11 & 12, 2012

Bob Duncan Center
Arlington, TX

See pages 16 - 18 for entry form
and information.

Meeting Location

Bob Duncan Center -- Vandergriff Park
Meetings 2nd Tuesday each month

2800 S Center St
Arlington, TX 76014
Doors open at 6:30 ~ Meeting at 7:00

A Word from our President ~


Hello to my Quilter Friends,

I just returned from the guild's retreat at Our House at Milford. There were 19 of us and we had SOOOOOO much fun. We sewed, laughed, sewed, ate, sewed, slept (some at least), sewed, visited, sewed, snacked, sewed, shopped, sewed..... Many finished quilt tops left the site. I am sure that you will see some of them at the Show and Tell and at the quilt festival. I enjoyed getting to know some members that I did not know very well. Quilters are so talented and so willing to help each other. Put next year's retreat on your calendar - the same weekend in January 2013.

Speaking, of the quilt festival. Are you working on your entry? Please sign up at the next guild meeting to volunteer. We need everyone to help. The festival is May 11 and 12. This, as always, is Mother's Day weekend. This year there is a new opportunity. We will have a member's store. There is more information on this in this newsletter.

I will see you on February 14!!!!!!!!!!!!!!

Randa



Guild Calendar

Feb 7 - Board Meeting - 6:30 pm
 Feb 14 - Guild Meeting - 7 pm
 Su & Dwayne Bunch
 Mar 6 - Board Meeting - 6:30 pm
 Mar 13 - Guild Meeting - 7 pm
 Kelly Monroe
 Mar 29-31 - Day Retreat
 Pleasantview Baptist
 Church - Arlington
 Apr 3 - Board Meeting - 6:30 pm
 Apr 10 - Guild Meeting - 7 pm
 Eileen Urbanek
 Apr 11 - Workshop

January Meeting Don't Forget to Bring:

**Name Tag
 Show & Tell Items**

**Block Party, Linus,
 Patriotic Blocks
 President's Block
 Challenge or Swap Items**

**Refreshments -
 H, V**

**Safe Haven -
 Children's Socks**



February Birthdays

Happy Johns ~ 3

Helga Smith ~ 11

Ann Siden ~ 13

Suzanne Ullman ~ 14

Rosemary Trietsch ~ 15

Ruth Ann Uzzle ~ 16

Laura Lowe ~ 17

Dorothy Koeritz ~ 18

Glenda Triplett ~ 19

Susan Frye ~ 19

Janet Kee ~ 20

Peggy McCormick ~ 20

Celia

Hirschenhofer ~ 20

Nancy Stewart ~ 22

Susan Buckner ~ 25

Kelly Millett ~ 26

Annette DeBose ~ 26

Carol Denning ~ 26

Leslie Pricer ~ 28

2012 Programs At A Glance

February 14	Su & Dwayne Bunch - "Keeping the Piece"
March 13	Kelly Monroe - "Award Winning Quilts" Trunk Show
April 10	Eileen Urbanek - "Get Re-excited" (Judy Niemeyer Certified)
April 11	Workshop - Eileen Urbanek - Judy Niemeyer's "Desert Sky"
May 8	Brenda Jeschke - "Judging Criteria - Through the Eyes of the Judge"
June 12	Pot Luck & "Quilting Work Spaces"
July 10	Nova Montgomery - "A Century of Progress"
August 14	Rulers Rule & Nifty Notions - Work Station Demo's
September 11	Laura Wasilowski - Art Quilts: The Musical
September 12	Workshop - Laura Wasilowski - "Tiny Homes"
October 9	Jaye McLaughlin - Quilt Storytelling
November 13	Jodi Barrows - "Novel Series" Trunk Show
November 14	Workshop - Jodi Barrows - "Prairie Claw"
December 11	Brown Bag & Pot Luck

WORKSHOP REGISTRATION FORM

(Please use this form to register for all upcoming workshops. You may photo copy this form).

Name: _____

Address: _____

City: _____ State: _____ Zip: _____

Phone # _____ E-Mail Address: _____

Workshop Desired: _____
 Cost is \$40.00/members \$45/non-members - Form of Payment (circle one) Check Cash

Payment must be received to hold your space in the workshop. Enrollment is on a first come first serve basis. Please send your registration form with full payment to: QGOA (Quilters' Guild of Arlington), P.O. Box 13232, Arlington, TX 76094-0232.

Please make all checks payable to QGOA. Also, you must sign-up with Susan FitzGerald. Supply lists will be listed in the newsletter at the www.QGOA.org website or look for list at the Guild meeting.

Workshops are held at Pleasant Ridge Church of Christ Family Pavilion in Arlington. Located at I20 & Little Road NW of the Southwest Plaza Shopping Center.



Janice Mowery, our 2011 donation quilt representative did a great job last year!

Janice presented a check for \$1,400 to Valerie from Safe Haven in Arlington at our January meeting.

******* NOTE *******

Please read the following before the February meeting!

Proposed Amendment to Bylaws

It is proposed to amend the Bylaws by changing:

- a. The words "Raffle Quilt" to "Donation Quilt" in Article IX, Section A, and Section G, # 9.
- b. The words "Raffle tickets" to "Donation tickets" in Article IX, Section G, # 9c.
- c. The words "Conduct the raffle and deliver the quilt to winner: to "Conduct the drawing for the Donation quilt and deliver the quilt to the winner."

We will be voting on this proposed amendment at the February meeting.

Calling All Members!

As a program for our June meeting I would like you to submit several pictures of your quilt workspaces. Where you set up your machine, cutting tables, stash storage, design wall, storage for supplies, rulers and threads. Include yourself, or not, in a few of the pictures along with pictures of your favorite quilts or projects.

I am looking for all ranges of workspaces, not only the totally awesome but even if you have a clear the clutter from the dining room table to wedge in your machine! I want to see it all! I am hoping this will give quilters ideas and tips on how to organize!

Deadline is the end of March 2012. Please scan and send your photos to either Susan FitzGerald, txsuzeq@sbcglobal.net or Sherry Livingston, artandquilts@yahoo.com.

Thank you Sherry for volunteering to help me with this project!

Susan FitzGerald, Vice President



2012 Board Spotlight

Susan FitzGerald

Written by Susan FitzGerald



Years before 1996, I started talking about wanting to learn how to quilt. It was the year I was President of Arlington's Junior Women's Club and Paula Barns was a member of the Quilting Department. She organized a retreat to learn to make a Dresden Plate quilt. I had the top finished and sandwiched in no time but the hand quilting took me over 2 years to finish. What type of fabrics did I choose? Patriotic of course!

My father was an Army pilot and grew up as a military brat in Lawton/Fort Sill area in Oklahoma. I was in college when I met and married my husband, Fitz. He was an officer in the army and we were stationed in Georgia, Germany, Oklahoma, Texas, and back to Oklahoma before he retired and we moved to Arlington. I always loved all the pomp and circumstance of military life. It moves me to hear marching music and the *Star Spangle Banner*. If I have a style it's Red, White & Blue and patriotic theme. In my quilting I have branched out from patriotic to a mixed variety of styles and colors.

My favorite quilt designer changes as fast as the Texas weather! Last year I really enjoyed Susan Crenshaw's designs and her Road Runner pattern; it is the state bird of Oklahoma! I enjoyed Lynn Roddy Brown's Scrappy Quilts, Annis Clapp's Pinwheel Star and Maggie Ball's Bargello with a Twist workshops. All were excellent instructors and opened my eyes to new and different blocks and methods. Now, I'm all about workshops!

I've been on an applique journey since the late 90s trying to finish a Santa quilt. I have tried every method out there but it wasn't until a friend turned me on to P3 Design method last year that I was hooked. Finding a method that I liked improved my technique and made all the difference in loving applique. I am far from mastering this skill but I enjoy it more. Looking back to my first block and seeing all the huge and showing stitches makes me see how far I've come.

Kristi is my one and only child. She is a district manager for a major company, and lives in her dream location in downtown Dallas. My other baby is Callie, an Australian Sheppard.

Birding is one of my many pastimes. I've travelled to many locations around the country just to look at birds! I am an avid reader, as well as an avid card and game player. I enjoy Bridge, Canasta, Bunko, Mah Jongg and many other games. You name it I've probably played it! I enjoy handmade crafts and I am into Stampin' Up card making.

One of my most rewarding events was going to the Sew In for Cook's Children's Hospital to make Linus Quilts. Seeing the joy in the child's face when they selected their quilt was priceless.

Clubs and activities I have been involved in over the years include: Camp Fire leader, Junior League, Junior Woman and Arlington Woman's clubs, PTA, Test Examiner for US Government, Floral Designer, and Longaberger Sales Consultant. I have been a member of QGOA for 4 years and I am a member of Friendship Stitchers and the Sew-n-Sews.

The best thing about being a part of QGOA is the encouragement and support from members and their willingness to teach and share ideas.



*** **NOTE CHANGE** ***
OF LOCATION
March Day Retreat

When : Mar 29 - 31 Thur - Sat
Where : Pleasantview Baptist Church
 4400 Pleasantview Dr
 Arlington, TX

They have a gym that we will be able to use and most importantly it will hold everyone that is interested in attending! More details at the guild meeting. Please contact me if you are interested in attending, plus we can invite non-members also! The church is located on the east bound frontage road between Kelly-Elliott and Park Springs.

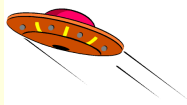
Many thanks to Sheila Parry for inquiring at her church for use of their gym for our retreat!

See Libby McDuffie for more information.

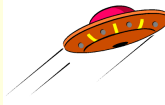
Membership News

*****REMINDER*****

Don't forget to renew your membership for 2012 and pay your dues for the new year. Membership form on page 23. You don't want to miss all the interesting speakers and exciting new workshops, retreats, and fun!



**LAND YOUR
 UFO's in 2012**



Every time you bring a finished quilt to show off at a guild meeting that was begun prior to 2012, sign Nancy's "Finished UFO Book". At the December meeting, she will draw a name from the book's entries and the winner will receive a gift certificate. The more UFOs that you finish, the more chances you will have to win! Now you have no excuse, **FINISH THOSE UFOs!**

Sunshine & Shadow

Our heartfelt sympathy goes to Brenda Burgess in the loss of her son who was killed New Year's Eve.



Eileen Urbanek Workshop

April 11th

Judy Niemeyer's "Desert Sky"



Check the website for information on Workshops and Supply Lists.

**Sign Up Quick!
 Space is Limited!**

Remembrance Quilting



*Quilting memories...
 one stitch at a time
 Congarm Machine Quilting
 Specializing in Freehand Designs*

Katina Howe/Design Specialist

Phone: 682-422-3359

Remembrance.Quilting@yahoo.com



*A thank you to
Magnolia Quiltworks
for hosting the
2012 Donation Quilt!*

2012 Quilt Show Vendor List

The Quilt Festival is coming and so are these VENDORS. There will be others but I wanted to give you a heads up so you can plan your shopping.

Arlington Sewing Machine
 Armadillo Alley Quilts
 Bev's Beads
 Gifts By Brenda
 Hands on Tradition
 Jewelry by Gabrielle
 Lone Star House of Quilts
 Kar/Geo Enterprises (Furniture)
 Peggy's Quilt Studio
 Ruby's Gone Quilting
 Snips and Pins
 The Scissor Guy
 Stitchin' Collections

Project Linus

Dear Members,

Many thanks to our wonderful donors for the quilts, blocks and cash which were given at the January meeting. Your kind help is so appreciated. Many thanks also to our precious supporters - Liz Cooper, Sheila Parry, Randa Dillon, Pearl Nettles, Janis Farris and Carolyn Chandler are only a few.

Our wish list is for finished quilts, tops and backs 40" x 40", blocks, UFOs, pins, double duty white or neutral thread, colored or white cotton doily crochet thread, forever stamps, or cash for batting and backing. You should know that the treasury (empty jelly jar) is down to \$3.00, so we have time to build up batting money before we need to buy more again.

Here's hoping you all have a great New Year. Would each of you consider making one quilt (or top & back) for "our" babies? A child could be warm because of you. God Bless you all.

Love,
 Susan Buckner

Events Around the State of Texas

Feb 17-18 "Quilts Across America...Binding Us Together" Hurst, TX www.bearcreekquiltguild.org	Mar 9-11 "In Full Bloom" Dallas, TX www.quiltersguildofdallas.org	Apr 13-14 "Celebrate America" The Woodlands, TX www.waqq.org
Feb 24-25 Best Little Quilt Show in Texas LaGrange, TX www.cvquiltguild.com	Mar 22-24 Wildflower Trails Shop Hop "Quilts in Bloom"	Apr 27-28 "Birds of a Feather Quilt Together"
Mar 2-3 "Pieciful Moments" Cypress, TX www.tricountyquiltguild.org	Mar 23-24 "From USA to Asia - Quilts Around the World" Tyler, TX www.qgetx.org/quiltshow.php	Athens, TX May 11-12 "Texas Gone Crazy" Arlington, TX www.qgoa.org

Block Party 2012 March Green and White

Cut 4-4 inch squares each of green and white.

(To make the blocks more quickly, cut strips 4 inches wide and the width of the fabric. Mark off the squares as you did last month.) Draw one diagonal on each white square. Stitch a scant quarter inch on both sides of the diagonal. Cut apart. Press to the green. Square up to 3 ½ inches.

Cut a 2 ¼ inch strip, the width of the fabric, from green and white. Stitch the two together. Press seam to the green. Cut into 6 ½ inch sections. (You'll have some left) Lay out according to the Picture and assemble the block.

Patriotic/Wounded Warrior Block

Make the same block in red and white or blue and white.

Linus Blocks-Use 2 ½ inch squares to make a nine patch block. Use whatever colors you

(Sorry the picture is suppose to be green and copied as you see it instead.)



6 ½ in.
choose.

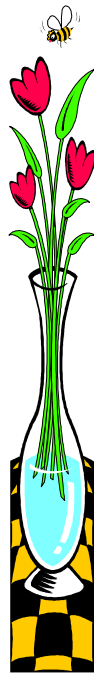
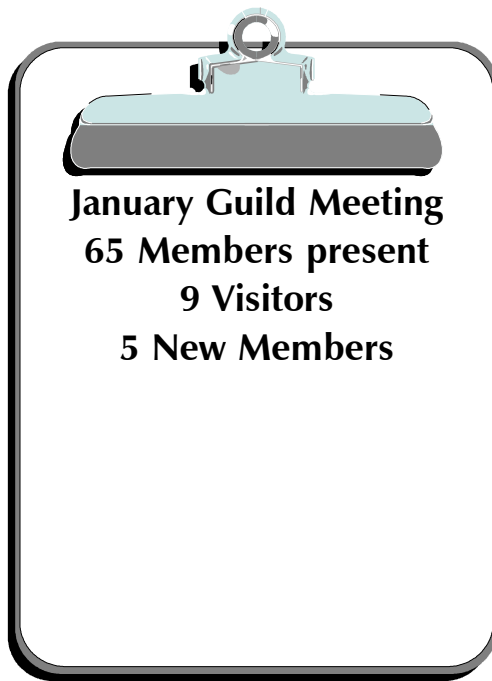
white. It

~~ Nancy's Block Party Corner ~~

This is a **MONTHLY** Challenge! There is a new block pattern each month. Members may make as many blocks as they choose. ***We would like for each member attending the meeting to turn in a least one block.*** These blocks are collected at the meeting. Members get one ticket for each block turned in, placed in a box for a drawing. The member whose name is drawn, get all the Block Party blocks turned in. If there are 24 blocks turned in, 2 names will be drawn. We could have **MORE** winners if **EVERY** member in attendance turns in at least **ONE** block. We Average -- 60+ in attendance -- that would be 5 winners!!!

I have another challenge for you. Use the pattern to make the Block Party block. Then choose some fabrics to make another block each month. Keep this block. At the end of the year, you will have 12 blocks. Assemble the blocks into a sampler quilt and display the top in March. Everyone who show their sampler quilt from these blocks will receive a small gift. Or make a quilt using one or two of the patterns and show it at the March meeting.

Wounded Warrior Blocks ~~ We ask you to make the Block Party block in Red, White, and Blue fabrics. These blocks will be made into lap quilts for wounded soldiers. We have been taking them to the Military hospital in San Antonio.



A Big Shout Out of Thanks!!!

...goes to these quilt shops that are selling tickets for the 2012 donation quilt!

Lone Star House of Quilts
Magnolia Quiltworks
Betty's Quilt Studio
Quilt Among Friends

Thank you for all your support!

Patricia Eckstrom
Donation Quilt Representative

TEXAS GONE CRAZY! And indeed we have...CRAZY with excitement that is!

We have news! We are adding additional merit quilting awards to the 2012 Festival of Quilts, "TEXAS GONE CRAZY" show.

The Merit Quilting Awards will be:

Exemplary Hand Quilting - First, Second and Third Place
Exemplary Machine Quilting - First, Second and Third

Ribbons
Place Ribbons

These awards are in ADDITION to the six "Merit Quilting Awards" that can be given to hand or machine quilted quilts and the Ouida Bost Hand Quilting Award that have been given at past Festival of Quilt Shows.

All ribbons are given at the discretion of the judges for deserving quilts. Judges are not required to award all the ribbons in each category or divisions, only for quilt that qualify for the recognition.

Thank you all for showing us how much you love Quilting. "TEXAS GONE CRAZY" promises to be one outstanding show with so many passionate quilters loving and sharing our craft.

Happy Quilting!
Judy O'Polka
Quilt Show Chair

PS ~ The "Entry Form" has been changed to accommodate 2 additional boxes for Quilting; Hand and Machine. It is located next to the Entry Division/Category number box. Please check the appropriate box as it pertains to your entry.

Entry and information forms on pages 20-22.



Custom Quilters

Long Arm Quilting
Mark Clark ~ Arlington

Guild Members

15% Off

Discount on Quilting Service & Batting

Charity Quilts No Charge as time permits

Custom Quilters


believes your quilt we are working on
is the most important quilt in the world!
Each quilt gets individual, undivided attention

682-241-1349

info@customquilters.com

Check our Website for
NEW Designs

www.CustomQuilters.com



Randa's President Block

9" Block



Friendship Star

Fabric


For this Friendship Star Block use a bright fabric and a paler coordinating fabric with good contrast. You can use either fabric as the focus or background. I would like both kinds of blocks.


 focus fabric


 background fabric


Cutting the fabric

This Block requires:

 one 3 1/2" square of the focus fabric

 four 3 1/2" squares of the background fabric

 two 4" x 4" squares of the focus fabric

 two 4" x 4" squares of the background fabric

Piecing the Block



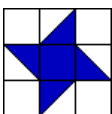
- 1) Layer one focus 4" x 4" square and one background 4" x 4" square with right sides together, lightest of the two fabrics on top. Lightly draw a straight line diagonally.
- 2) Sew 1/4" on both sides of the line and then cut on the drawn line. Do this for both pairs of focus/background 4" x 4" squares.
- 3) Press seams to darker fabric.
- 4) Square up each of the 4 half-square triangles to 3 1/2" x 3 1/2".



- 5) Piece two of the half square triangle components with the 3 1/2" focus fabric square as shown to create the center row unit of the Block. Press the seams in toward the center square.




- 6) Create the upper and lower Block rows by piecing together one of the half square triangle Blocks with two of 3 1/2" background squares as shown. Press the seams out toward the background squares.



- 7) Piece the three Block rows together as shown to create the finished Block. Press the seams toward the outside edge of the Block. The finished Block should measure 9 1/2" inches square which includes a 1/4" seam allowance on all sides.

These blocks will be given to Randa at the June 2012 guild meeting.



JANUARY SHOW & TELL

- Janice Farris** **Baby Blocks** -- Maker: Carolyn Chandler (blocks),
Janice Farris (assembly and quilting)
Kitten -- Maker: Carolyn Chandler (blocks),
Janice Farris (assembly and quilting)
Poinsettia & January Joy -- Maker: Janice Farris
Quilter: Sharon of QAF
- Susan FitzGerald** **Honeymoon in Paris** -- Maker: Susan Quilter: Sabina Thompson
Bargello Baby -- Maker: Susan Quilter: Sabina Thompson
- Pat Madrid** **Double Feathered Star** -- Maker & Quilter: Pat
House Quiet -- Makers: Pat Madrid, Helen Gardner, Jean
Dodson, Sharon Mathiesen, Helga Smith, Quida Bost,
Joyce Orr, Linnie Rowlett, Carol Armstrong, Ching-Ling
Herbert, June Hottin
- Jo Ann McArthur** **Underwater Paradise** -- Maker: Jo Ann Quilter: Kelli Davis
American Stars -- Maker & Quilter: Jo Ann
- Pearl Nettles** **Hide & Seek** -- Maker & Quilter: Pearl
Cowboy Bunny -- Maker: Pearl Quilter: Debra Brizendine
Single Patch -- Maker & Quilter: Pearl
- Randa Dillon** **Star Among the Flowers** -- Maker & Quilter: Randa
- Sandra Boice** **Dave's Ducks** -- Maker & Quilter: Sandra
- Nancy Spell** **Jack and Friends** -- Maker & Quilter: Nancy
- Vickie Bramblet** **Texas Our Texas** -- Maker: & Quilter: Vickie Bramblet & Karen
Roxenberg
- Del Jeanne Mathews** **For An American Veteran** -- Maker & Quilter: Del Jeanne
- Peggy McCormick** **Delectable Mountains** -- Maker & Quilter: Peggy
- Terrie Kelley** **Terrie Put the Kettle On** -- Makers: Terrie Kelley, Charlotte
Humphrey, Randa Dillon, Ella Van Hoozer, Peggy
Billingsly
- Charlotte Humphrey** **Untitled Round Robin** - Makers: Charlotte, Peggy Billingsly,
Ella Van Houser, Randa Dillon, Terrie Kelley
- Peggy Billingsly** **Round Robin quilt** - Ocean theme -- Maker & Quilter: Peggy

Designs by Dianne

Longarm Quilting Studio
201 Saddlebrook Dr.
Krum, TX 76249

817.233.3587 - Voice
866.735.2553 - Fax

Please call for an appointment.

*A unique blend of computer-aided and
freehand longarm quilting techniques.*

www.designsbydianne.com
info@designsbydianne.com



*Quilts, like friends, are
different, colorful, fun,
warm and comforting --
And you can never acquire
enough of either.*

Recipe Corner

Sausage Stuffed Jalapenos

- 1 pound bulk pork sausage
- 1 package (8 oz) cream cheese, softened
- 1 C (4 oz) shredded Parmesan cheese
- 22 large jalapeno peppers, halved lengthwise and seeded*
- Ranch salad dressing, optional


In a large skillet, cook the sausage over medium heat until no longer pink; drain. In a small mixing bowl, combine the cream cheese and Parmesan cheese; fold in sausage.

Spoon about 1 tablespoonful into each jalapeno half. Place in two ungreased 13-in x 9-in x 2-in baking dishes. Bake, uncovered, at 425 degrees for 15-20 minutes or until filling is lightly browned and bubbly.

Serve with ranch dressing if desired.

Yields: 44 appetizers

*** Note:** When cutting or seeding hot peppers, use rubber or plastic gloves to protect your hands. Avoid touching your face.



Magnolia Quiltworks

Store Hours
Tuesday thru Friday 10 am - 5 pm
Saturday 10 am - 4 pm
Closed Sunday & Monday


There is always something new and creative happening at Magnolia Quiltworks . . . *where friends & quilts come together*

Check your email for news of the great classes coming up at Magnolia Quiltworks!

To be added to our email announcements, call 817-275-8515 or email MagnoliaQuiltworks@att.net.

Join us for these fun clubs:

Crazy Quilts - 2nd Tues Novel Quilters - 2nd Fri
Snippets - 3rd Tues Wool-works - 4th Tues



Guild Refreshments

- January: C, T
- February: H, V
- March: M
- April: S, Z, E
- May: A, D
- June: POTLUCK
(Board-
Desserts)
- July: G, L
- August: B, K, O
- September: F, I, J, Q
- October: N, P, R
- November: T, U, W, X, Y
- December: POTLUCK
(Board-
Desserts)

Please help at the membership table, signing in and greeting members and guests during you assigned month. Please mark your calendars.

For Late Breaking QGOA News

You'll always know the latest information when you join the QGOA Yahoo Group; its quick and easy. Go to the guild home page at www.QGOA.org and click on the link. If you have any questions, please contact Carolyn Hill at sportsfn@swbell.net



IN CASE OF INCLEMENT WEATHER:

IN GENERAL, WILL DO WHAT THE UNIVERSITY OF TEXAS OF ARLINGTON DOES. IF THEY CANCE EVENING CLASSES WE WILL CANCEL GUILD AND BOARD MEETINGS.



Meet & Greet

One of the exciting things about being a member of the guild is meeting new people. Let's strive to introduce ourselves to visitors and new members this year. Also, get to know some of the current members you have never met. Perhaps inviting someone for dessert and coffee or to join you at your next stitch group meeting.

Be Courteous to our Speakers and Members



and TURN OFF your CELL PHONES during the meetings!

Safe Haven Donations

We will continue to accept travel size toiletry items throughout the year. ALL items should be new and unused including toiletries.

- January: Diapers, baby wipes
- February: Children's socks
- March: Children's underwear
- April: Shampoo, brush, comb, etc.
- May: Toothbrush, toothpaste, floss
- June: Women's underwear
- July: Feminine hygiene products
- August: School Supplies
- September: Soap and towels
- October: Prepackaged snacks - Granola bars, Goldfish crackers, etc.
- November: Children's toys
- December: Mittens, scarves or hats



Golden Spool
We are still taking nominations for Golden Spool. We will award the next Golden Spool in June. Turn your nominations in to Nancy Spell.

QGOA Executive Board & Standing Committees - 2012

Executive Board

President	Randa Dillon
Vice President	Susan FitzGerald
Secretary	Katina Howe
Treasurer	Terrie Kelly
Parliamentarian	Libby McDuffie

Standing & Appointed Committees


Programs	Susan FitzGerald
Membership	Linda McPherson
Co-Membership	Charlotte Humphrey
Membership asst	Jolene Mershon
Guild Products	Linda Dickson
Hospitality	Judy Weiss
Door Prizes	Malorie Harper
Volunteer Hours	Judy Liston
Golden Spool	Nancy Spell
Librarian	Pat Madrid
Librarian asst	Brenda Aigner
Greeting	Peggy Billingsley
Publicity	Sherry Livingston
Perm. Quilt Coll	Debby Rake
Newsletter	Sheila Parry
Historian	Billie Breecheen
Sunshine & Shad.	Elizabeth Carr
Quilt Show 2012	Judy O'Polka
Guild Activities	Nancy Conner
Block Party	Nancy Conner
President's Block	Nancy Conner
Display Case	Nancy Spell
Retreat Coord.	Libby McDuffie
TAQG Rep	Carolyn Troupe
Community Outreach	Ruth Callahan
Susan G. Komen	Vickie Bramlet
Project Linus	Elizabeth Cooper
Safe Haven	Patsy Martin
Ronald McDonald	Annette Debose
	Pearly Nettles

Website Coordinator	Peggy Billingsley
Raffle Quilt 2011	Patricia Eckstrom
Raffle Quilt 2012	Del Jeanne Mathews
Webmaster	Art Parry art.parry@juno.com

Email address to contact officers:
support@qgoa.org
or refer to the current directory for
specific information.

STITCH GROUPS

Guild members are cordially invited to join a sewing group for fellowship and stitching. Most groups have room for new members.



Friendship Stitchers

Meets the 1st & 3rd Thursdays
10:00 a.m. at First Christian Church
Contact: Helga Smith

Etcetera Art Quilt Group

Meets @ Lone Star House of Quilts
1st Thursday of the Month
7 p.m. to 8:30 p.m.
Contact: Denny Cornett

The Piecemakers - full at this time

Meets at Bob Duncan Community Center
2nd & 4th Thursdays
6:00 p.m. to 10:00 p.m.
Contact: Linda McPherson

Sew-N-Sews

Meets @ Quilt Among Friends
1st Monday of the Month
10 AM to 3 PM
Contact: Randa Dillon or Carolyn Bowden

Please let us know if you've formed an open group or want to do so
support@qgoa.org.



QGOA NEWSLETTER AD RATES

SIZE	1 MO	3 MOs	1 YR
1/8 page	\$7.50	\$22	\$ 85
1/4 page (3?"x4?")	\$15	\$40	\$150
1/2 page (4?"x7?")	\$30	\$75	\$ 270
1/2 page (9?"X3"?)	\$30	\$75	\$270
1/2 page (back page)	\$40	\$105	\$378
1 page (7 x 9)	\$60	\$150	\$540

All ads must be print ready and fit the size requirement. Ads must be received by the 15th of the month prior to the desired publication month. **Email preferred.**

Make payments to: QGOA

Mail payments to: Sheila Parry, editor

6112 W Poly Webb Rd, Arlington, TX 76016



Congratulations!

Kay Olson was the winner of QGOA's 2011 Donation Quilt! This is Janice Mowery presenting the quilt to Kay.

2012 TAQG Meeting Schedule 10:00 AM - Noon

January 28	Mineola League of Art Quilt Guild 200 W Blair St., Mineola, TX
March 27	Garden Ridge Church of Christ 102 N Garden Ridge Blvd, Lewisville, TX
May 29	Lewisville
July 31	Lewisville
September 25	QGOA - Bob Duncan Community Center 2800 S Center St., Arlington, TX
November 27	Lewisville

Membership Information & Volunteer Hours

Don't forget to record your volunteer hours each month when you sign-in. This information is important to our guild's non-profit status and helpful with grant application for funding of the quilt show. Remember anything you do to promote the guild or quilting or community outreach through quilting counts.

Don't forget to renew your membership for 2012. Our guild membership year begins in January. Remember that the directory you received is a permanent one. Updates will be made to it after the beginning of the year, including new yearly information pages to replace the ones you have.



Hello,

My name is Patricia Eckstrom. I am your Donation Quilt Representative for 2012.

Two years ago while moving my mother into an assisted living facility she gave me all the fabric she didn't want. When I arrived back in Texas I found silks, velvet, upholstery fabric, containers of lace, rick rack, etc. That was the idea and birth for: "Mama's Crazy Quilt".

70% of you voted that our 2012 donation quilt recipient will benefit Safe Haven, an abused women's shelter in Arlington. Each month I will try and bring information about Safe Haven and why they exist to help you sell your tickets. If you have any questions please come by the table and let me know and I'll try and find the answer.

Please sign up at our next meeting to volunteer to sell tickets at the Spring Fling, April 26-28 and the Quilt Show, May 10-11.

I will have your tickets to sell at our meeting in February. Thanks for all your support.

Patricia Eckstrom
2012 Donation Quilt Representative

Information #1: Each year 1 million women suffer nonfatal violence by an intimate partner. If you want to know how to visualize what 1 million people are, the total of every person in Arlington, Grand Prairie and Ft. Worth combined equals 1 million.

A big shout out of **Thank You** goes to the following members who came to the perforation party at my home on January 10, 2012.

Vickie Bramblet
Elizabeth Cooper
Leila Kinsey
Sheila Kinsey
Judy Liston

Thank you for all your support! I couldn't do this without you!

Patricia Eckstrom
2012 Donation Quilt Representative

Other areas to get involved in around the guild:

Ronald McDonald Challenge
see Annette Debose or Pearlly Nettles
Susan G. Komen
see Vickie Bramblet
12 X 12 Initiative
see Denny Cornett

Guild Member Store

At this year's Festival of Quilts we will have a Guild Members Store to showcase our very talented members and provide an opportunity to sell hand crafted items to our show patrons. The spaces are limited and are only for QGOA members. Items must be hand crafted by the members, and the member must volunteer to work in the booth during the show. There are only twelve spots available so you will want to act quickly.

What: Guild Member Store

Where: At the QGOA Festival of Quilts

From 10:00 AM to 5:00 PM on May 11-12, 2012

Description: Guild members can sell their hand-crafted items to the patrons of the Quilt Festival.

Details:

- a. A guild member can rent one-half table for \$20 to display their product.
- b. Products must be made by the guild member.
- c. All items will be labeled with the assigned table identification letter and the price. The labels will be provided by QGOA.
- d. Each member renting a table will volunteer to man the store either by monitoring or serving as cashier. We will need at least 2 people to volunteer for each shift.



PEGGY'S QUILT STUDIO

2410 C SUPERIOR DR.
PANTEGO, TX 76013

817 275-4155
12PEGGY@SBCGLOBAL.NET

Shop Hours

Monday thru
Saturday

10:00 - 5:00

GUILD MEMBER STORE Registration Form

Name _____

Phone _____ Email _____

Type of Product _____

Hours I can "man" the booth: Sign up for at least 2 time slots.

Friday 10:00 - 12:30 _____

Friday 12:30 - 3:00 _____

Friday 3:00 - 5:00 _____

Saturday 10:00 - 12:30 _____

Saturday 12:30 - 3:00 _____

Saturday 3:00 - 5:00 _____

-----Cut here for your records-----

GUILD MEMBER STORE Reminder

I have agreed to man the store:

Friday 10:00 - 12:30 _____

Friday 12:30 - 3:00 _____

Friday 3:00 - 5:00 _____

Saturday 10:00 - 12:30 _____

Saturday 12;30 - 3:00 _____

Saturday 3:00 - 5:00 _____

ENTRY FORM
Quilters' Guild of Arlington
Festival of Quilts, May 11 & 12, 2012

A separate Entry Form must be completed for each item entered.

Entry Forms may be turned in at a guild meeting or must be postmarked by April 11, 2012.

Mail Entry Forms to: Carolyn Bowden, 2700 Monarch, Arlington, TX 76006.

The facility size limits the number of quilts that can be displayed, first come first served, so please submit your entry as early as possible! Please refer to Quilt Entry Instructions for more information and rules.

SECTION A: ENTRY IDENTIFICATION Please print LEGIBLY. Information in *BOLD will be published

*ENTRANT'S NAME: _____ *TITLE OF ENTRY: _____

*MAKER'S NAME: _____ *QUILTER'S NAME: _____

Address _____ City/State/ZIP _____

E-Mail Address _____ QGOA MEMBER (circle one): Yes No

Day Phone _____ Evening Phone _____

Year Completed _____ Quilt size: width _____ in., length _____ in. *Garment (type): _____

QUILTER'S STATEMENT (Will be published.) Describe your inspiration for this quilt. We reserve the right to edit for clarity and/or length (Print legibly, 25 words or less):

_____-
_____-
_____*-

DESIGN SOURCE - Original design or did you use a published book or pattern? If yes, please give credit:

ATTACH COLOR PHOTO TO THIS FORM A color photograph or digital print of the quilt must accompany each entry. Please print your name, address and phone number on the back of the photograph or digital print. Entry item need not be finished, but must be recognizable by color and pattern.

SECTION B: ENTRY DIVISION AND CATEGORY NUMBER: Refer to Divisions and Categories page to determine where your quilt should be placed. Should you have any questions as to the placement of your quilt, please call Carolyn Bowden (817.860.4424 or ckbowden@sbcglobal.net) or Libby McDuffie (817.483.0694 or LibbyMc137@aol.com). The Quilt Show Committee places entries based on the information you supply. If it is deemed that a quilt has been placed in the wrong category after the quilts have been hung at the show, the quilt will remain as hung. It will not be judged in either category. It is your responsibility as the entrant to place it in its proper category. Please make certain that you place it correctly!

Entry Division and Category NUMBER: _____ *Quilting: Hand _____ Machine _____
(example: 101 or 302) Must be specified

SECTION C: SHIPMENT OF QUILT

Out of town entries may be mailed / shipped to Carolyn Bowden, 2700 Monarch, Arlington, TX 76006. Out of town entries must be received by May 7, 2012. Entry must be accompanied with prepaid return shipping fee and label. Please advise Carolyn Bowden (817.860.4424 or ckbowden@sbcglobal.net) when to expect a shipment.

EARLY DROP-OFF: May be arranged by contacting Carolyn Bowden (817.860.4424 or ckbowden@sbcglobal.net).

SECTION D: RELEASE FORM (MUST BE SIGNED)

By my signature below, I agree to abide by all conditions stated on this Entry Form and the accompanying instructions. I also grant Quilters' Guild of Arlington (QGOA) the right to display and to photograph this entry for QGOA files, publicity or promotional purposes in either print or electronic media. I understand that I am responsible for my own insurance on any and all items. I understand that no responsibility for loss or damage to my entry will be assumed by the Quilters' Guild of Arlington, its officers, agents or volunteers. QGOA will take all reasonable precautions to protect your entry.

Signature _____ Date _____

SECTION E: CHECK LIST Please include these items, where applicable, with your Entry Form (one form per entry):

- _____ Signed and Completed Entry Form for Each Entry
_____ Photograph or Print of Each Entry, Required
_____ \$10 Non-member Entry Fee (if applicable), Check Payable to: QGOA
_____ \$40 for Quilt Appraisal to be done by an AQS Certified Appraiser. Check Payable to: QGOA

QUILT ENTRY INSTRUCTIONS
Quilters' Guild of Arlington, Festival of Quilts 2012
'Texas Gone Crazy!'

DEADLINE

Entry Forms may be submitted at any guild meeting or must be received or **postmarked by April 11, 2012**. The facility size limits the number of quilts that can be displayed, 'first come first served', so please submit your **Entry Form** as early as possible! You will receive email confirmation of receipt, no USPS mail confirmation will be sent.

BASIC RULES

- ❖ All entries must be clean, in excellent condition and must be displayed for the duration of the show. All entries must have been completed within the last five (5) years and may not have been previously entered in a QGOA show.
- ❖ Please enter finished quilts that represent your best work. We are proud of our members' needlework. Quilts must be complete and finished by check-in on Wednesday, May 9, 2012. Please do not enter unfinished quilts, tied quilts, cheater cloth, preprinted kit quilts, comforters, or double knit quilts. The Quilters' Guild of Arlington reserves the right to refuse any entry that it deems inappropriate or that does not meet requirements.
- ❖ Each entrant may submit a maximum of five (5) entries, with a limit of 2 per category. Donation quilts such as: Ronald McDonald House, Susan G. Komen Auction and Nancy's Pink Challenge quilts do not count in this total.

PHOTOGRAPHS

A color photograph or digital print of the quilt must accompany each entry. The show committee understands that an entry may not have its quilting or binding completed when the entry photo is taken. Please print your name, address and phone number on the back of the photograph or digital print. All photographs or prints become the property of QGOA and will not be returned.

DIVISION AND CATEGORY

Choose one Division and Category *number* for your quilt (refer to **Division and Categories** page). If you have any questions, please contact Carolyn Bowden (817.860.4424 or ckbowden@sbcglobal.net) or Libby McDuffie (817.483.0694 or email: LibbyMc137@aol.com)

FEES

Members of the QGOA do not pay an entry fee. Non-members must pay a fee of \$10.00 per entry. Children submitting quilts are exempt.

INSURANCE

Entrants are responsible for their own insurance on all items. Your completed *Entry Form* releases QGOA, its officers, agents or volunteers from any and all liability. QGOA will take reasonable precautions to protect all entries. All *Entry Forms* must be signed or they will not be accepted.

IDENTIFICATION LABEL

A cloth identification label is required on each entry. It must be sewn to a lower corner on the back of each quilt or the inside of a garment, no pins will be accepted. Stitch or print with indelible ink, your name, address and phone number.

SLEEVES

Entries must have a four (4) inches wide double casing/sleeve stitched to the reverse side. Garments, miniatures and 'Other Quilted and Textile/Fabric Items' do not require a sleeve unless they need to be hung up by a rod for display. If the quilt is longer than 90 inches, lower the sleeve along the back until the top of the sleeve is 90 inches from the bottom edge of the quilt so that the quilt will not drape onto the floor. If the sleeve is not placed accordingly it is an acknowledgment that it will drape on the floor. Please be aware that a quilt wider than 90 inches may not hang correctly; please put a sleeve with a split (or gap) in the middle to allow some easing on the crossbar.

QUILT APPRAISAL

If desired, your quilt may be appraised while it is hung in the **Festival of Quilts** by an AQS Certified Appraiser. Please attach a \$40 check payable to **QGOA** for each quilt appraisal you are requesting. If you would like an appointment to have the appraisal done in your presence, and/or for other quilts not hung in the show, please contact: Denny Cornett (682-553-3483 or denisec@mhmrtc.org) for an appointment time.

DROP-OFF TIME

Quilt drop-off is on Wednesday, May 9, 2012, 4:00 to 6:00 pm at Bob Duncan Community Center, 2800 S. Center St., Arlington, TX, 76014.

No entries will be accepted after 6 pm, May 9, 2011. Enclose each entry in a clean pillowcase or similar sized fabric bag. No entry will be accepted rolled or on a hanger. Your name must be highly visible and written or sewn on the outside of the bag. No pinned ID information. Please remember only one item per bag. Do not submit entry in any other form (rolled, on hanger, plastic bag, etc.) You will receive a **claim check** for each entry at drop-off.

OUT OF TOWN ENTRIES

Out of Town entries should be shipped to Carolyn Bowden, 2700 Monarch, Arlington, TX 76006. Out of Town entries must be received by May 7, 2012. These entries must include pre-paid return postage/shipping and a self-addressed mailing/shipping label to be sure the quilts return home. Remember to ask the shipper about insurance. Please contact Carolyn Bowden (817.860.4424 or ckbowden@sbcglobal.net) when to expect the shipment.

PICK-UP TIME

All entries will be released between 5:45 to 6:30 p.m. on Saturday, May 12, 2012, at Bob Duncan Community Center, 2800 S. Center St., Arlington, TX, 76014. No entry will be released without the completed claim check. **You must have your claim check.** If you cannot be here to pick-up your quilt, please make arrangements with someone to help you with this. **Unclaimed quilts** will receive loving foster care until they are reunited with their owners. An after-show care fee will be charged at 6:30 p.m. on Saturday, May 12, 2012, and again at 6:00 p.m. on each subsequent day of foster care. The fee is \$10.00 per day per quilt. This fee does not apply to out of town entries with prepaid return postage/shipping. All shipped entries will be return shipped as soon as possible.

Divisions and Categories Quilters' Guild of Arlington, Festival of Quilts 2012 'Texas Gone Crazy!'

The Quilt Show Committee places entries based on the information you supply. Should you have any questions as to the placement of your quilt, please call Carolyn Bowden (817.860.4424 or ckbowden@sbcglobal.net) or Libby McDuffie (817.483.0694 or LibbyMc137@aol.com). If it is deemed that a quilt has been placed in the wrong category after the quilts have been hung at the show, the quilt will remain as hung. It will not be judged in either category. It is your responsibility as the entrant to place it in its proper category. All entries must be hand or machine quilted, no tied or tacked quilts allowed.

DEFINITIONS The quilt top maker's status determines the division (Artisan or Master), not the quilter's status.

Artisan: If **ALL** of the following statements are true, you may enter under the 'Artisan' Division: never classified as a Master in the past; never have engaged in a quilt event or activity for monetary profit (more than \$2,000 per year); never formally taught quilting, quilt related or wearable arts techniques; and never published a pattern or book on quilting, quilt related or wearable art techniques.

Master: If **ANY** of the following statements are true past or present, you must enter under the 'Master' Division: have been classified as a Master; engaged in a quilt event or activity for monetary profit (more than \$2,000 per year); taught quilt related or wearable arts techniques; published a pattern or book on quilt related or wearable art techniques; or have won a Best of Show and/or total of two Blue Ribbons in QGOA shows, or a combination of other quilt shows.

Two-Person Quilt: A quilt to which a person contributed **ANY** work in completing the quilt such as: blocks pieced or appliqué, and/or was machine or hand quilted by another person.

Group Quilt: Any quilt to which 3 or more people contributed **ANY** work in completing the quilt such as: blocks pieced or appliqué, and/or was quilted by others, either by machine or hand.

ONE-PERSON QUILTS

The following categories are quilts made by one person. NO other person contributed **ANY** work in completing the quilt such as: blocks pieced or appliqué by another; and/or was quilted by another individual, either by machine or hand.

Artisan Division

101. **Artisan Pieced Quilt** - A quilt larger than 60" on any one side and is predominately pieced or patchwork, machine or hand quilted.
102. **Artisan Appliquéd Quilt** - A quilt larger than 60" on any one side and is predominately appliqué, machine or hand quilted.
103. **Artisan Wall Quilt** - May be pieced, appliqué or a combination, machine or hand quilted. Not to exceed 60 inches on any one side. Includes miniature quilts that are not donations.

Master Division

201. **Master Pieced Quilt** - A quilt larger than 60" on any one side and is predominately pieced or patchwork, machine or hand quilted.
202. **Master Appliquéd Quilt** - A quilt larger than 60" on any one side and is predominately appliqué, machine or hand quilted.
203. **Master Wall Quilt** - May be pieced, appliqué or a combination, machine or hand quilted. Not to exceed 60 inches on any one side. Includes miniature quilts that are not donations.

TWO-PERSON QUILTS

A quilt to which one other person contributed **ANY** work in completing the quilt such as: blocks pieced or appliqué, and/or was machine or hand quilted by another person. (If more than 2 people contributed to the completion of the quilt, it is a Group Quilt - 302, in Open Division below.)

104. **Artisan Two-Person Quilt** - Two people were involved in making the quilt. May be pieced or appliqué, machine or hand quilted. The quilt-top maker's status determines the division (Artisan or Master).
204. **Master Two-Person Quilt** - Two people were involved in making the quilt. May be pieced or appliqué, machine or hand quilted. The quilt-top maker's status determines the division (Artisan or Master).

THE FOLLOWING CATEGORIES ARE NOT CLASSIFIED BY ARTISAN, MASTER, ONE PERSON, NOR TWO PERSON

OPEN DIVISION

301. **Mixed / Other Technique Quilt** - Any quilt, which has used any or more than one technique and does not fit into any other categories; such as whole cloth, yo-yos, crazy quilt, redwork, digitized printing, painted and embroidery; either machine or hand quilted.
302. **Group Quilt** - Any quilt to which 3 or more people contributed ANY work in completing the quilt such as: blocks pieced or appliqué, and/or was quilted by others, machine or hand quilted. This includes quilts created with blocks received in a block exchange.
303. **Art Quilt** - Original design; any technique or combination of techniques or materials used in a non-traditional way; either machine or hand quilted.
304. **Quilted Garment** - Constructed with piecing and/or appliqué contains 3 layers and some form of recognizable quilting.
305. **Theme Quilt** - Any construction method but must denote the quilt show theme. The theme for 2012 is *'Texas Gone Crazy'*. May be constructed by one or more persons, either machine or hand quilted.
306. **Kits or Block of the Month Quilt** - Quilt composed of patterns and fabric, packaged as a unit for retail sale, either machine or hand quilted. This includes pre-printed whole-cloth quilt tops.
307. **Other Quilted Items** - Such as: Placemats, handbags, totes, table runners, and tree skirts, either machine or hand quilted.
308. **Textile/Fabric Non-Quilted Items** - Such as: dolls, rugs, totes, bowls, ficklesticks. No wearables, must be predominately made of fabric.

DONATION DIVISION

401. **Miniature Quilt** - To be donated for the Susan G. Komen silent auction. No block may be larger than 4" square, either machine or hand quilted. Must have at least 9 blocks, unless it is a whole cloth or medallion style quilt. Quilt not to exceed 24" on any one side.
402. **Nancy's Pink Challenge Miniature Quilt** - To be donated for the Susan G. Komen silent auction. Quilt not to exceed 24" on any one side. 75% of the quilt must be PINK. No block may be larger than 3" square. Must have at least 9 blocks, either machine or hand quilted.
403. **Ronald McDonald House Quilt** - To be donated to the Ronald McDonald House; not to exceed twin size, must be washable and have no buttons or similar items attached that could be accidentally swallowed by young children. Do not attach a sleeve. May include a matching pillowcase.

NON- JUDGED DIVISION

501. **Non-judged Quilt** - Any quilt you do not want judged but would like to have hung and shown, either machine or hand quilted.
502. **Youth Quilt** - Any quilt created by person aged 3 - 17, non-judged but will be critiqued. May be pieced or appliqué and either machine or hand quilted. Tied quilts are allowed in this category. Others may contribute work to complete this quilt.
503. **Novice** - First time a quilt has been entered in a quilt show by the maker, either machine or hand quilted. The quilt will not be judged but will be critiqued.

QUILTERS' GUILD OF ARLINGTON 2012 MEMBERSHIP REGISTRATION FORM

Items in **BOLD** print will be published in directory.

Name _____ (**Nick Name**) _____

New Member _____ Renewal _____ Please check if your information has not changed _____

Member Since: _____ Quilting how many years? _____

***Please Provide a Photo of yourself, new or updated if not previously submitted; attach to form.

Please fill out or check where indicated and print large!

Spouse's name _____

Address _____

City _____ **State** _____ **Zip** _____

Home _____ **Cell** _____ **Work** _____

Email address _____

Birthdate (month/day) _____ **Stitch group** _____

Favorite: Color _____ **Quilt Book** _____ **Quilt Author/Teacher** _____

Special Quilt Interests _____ **Skills to share** _____

I am a: New _____ **Intermediate** _____ **Mater Quilter** _____

Program Ideas: ex, subject, speaker

Membership fees:

- () Membership \$30 _____
() New () Renewal
- () Junior Member \$15 _____
* see standing rules for limitations
- () Senior (65 - 84) \$25 _____
- () Super Senior Saver (85 and older) \$ 0 _____
- () Printed Newsletter Subscription \$15 _____
- Total _____

Cash _____ Check # _____ Amount paid _____ Date _____

Check the box if you do not want your information in the Guild Directory.

Signature _____ Date _____

Photos will be taken at meetings if you prefer, just ask at the membership table.

Mail to QGOA, PO Box 13232, Arlington, TX 76094-0232

QUILTERS' GUILD OF ARLINGTON

support@qgoa.org

www.qgoa.org

P.O. Box 13232

Arlington, TX 76094-0232

*Happy New Year!
from
Lone Star House of Quilts*

**New!
Block of the Month Programs
for 2012**

Civil War Journals

Blind Man's Fancy

Wheel of Fortune

Scrappy Anvils

All Start in January-Sign up Today!



*1210 W. Abram St.
Arlington, TX
817-277-4749*

*New Blocks of the
Month Starting
Sign up Today!*

Lone Star House of Quilts / 1210 W. Abram St., Arlington, TX 76013 / 817-277-4749

lonestarhouseofquilts@gmail.com