

# THE QUILTING BEE

Quilters' Guild of Arlington

Volume XXVIII Issue 3

March 2012

2012 Donation Quilt  
Mama's Crazy Quilt



Quilter's Guild of Arlington  
Festival of Quilts

**"TEXAS GONE CRAZY"**

**May 11 & 12, 2012**

Bob Duncan Center  
Arlington, TX

See pages 16 - 18 for entry form and information.

**March  
Featured Speaker**

**Kelly Monroe**

**"Award Winning Quilts"**

Kelly will take us on her journey from breaking out of her basic quilting box into expressing herself through art quilts. How she was inspired to change negative life experiences into a positive experience using quilting as her medium. Join us for a trunk show of Kelly's quilts.

**March Meeting  
Don't Forget to Bring:**

**Name Tag  
Show & Tell Items  
Block Party, Linus,  
Patriotic Blocks  
President's Block  
Challenge or Swap Items**

**Refreshments - M**

**Safe Haven -  
Children's Underwear**

**Meeting Location**

Bob Duncan Center -- Vandergriff Park  
Meetings 2nd Tuesday each month

2800 S Center St      Arlington, TX 76014  
Doors open at 6:30 ~ Meeting at 7:00

## *A Word from our President ~*

Hello to my Quilter Friends,

It is hard to believe it is already MARCH! March is always very busy at my house. Be sure to take advantage of the day retreat March 29-31 and the workshop April 11.

Have you picked up your Donation Quilt tickets to sell yet? We would like for each member to sell at least 24 tickets or \$20 worth. If we do this we can easily donate a healthy contribution to the Safe Haven of Arlington and make our budget.

Have you volunteered to help with the quilt show yet? We need everyone to help us make "Texas Gone Crazy" Festival of Quilts the greatest one yet.

Are you seeing completion of your quilt festival entries? I have some finished and some in the process. Hopefully, it will all get done.

Speaking of quilt entries:

1. Do not be afraid to enter a quilt. I remember a few years ago our President, Terrie Kelley, encouraged us to enter a quilt. She said that the satisfaction you feel is great! I just discounted the thought because I thought my work was not up to par. Then, the following year I did enter and it was a great feeling. When I work on a quilt now, I always think that I may enter it, whether or not I do, and then my workmanship and attention to details seem to improve.

2. Making a Ronald McDonald challenge quilts is a great way to begin the process of feeling comfortable in entering a quilt show. It is also a satisfying feeling when donating to a deserving cause. If you are making one for this year's challenge you need to know that the judging is done by the board at the board's April meeting. That is April 3, 2012. You can bring the finished quilt to the March 13 regular meeting or get it to the 6:30 pm board meeting on April 3 at Lone Star House of Quilts.

3. Making miniatures for the Susan G. Komen silent auction is another satisfying way to enter the quilt show. There are two divisions of miniature quilts. Check the Divisions and Categories information in the newsletter or website. Customarily the Nancy's Pink Challenge miniatures are brought to the April general guild meeting to be voted on by guild members for the Member's choice award. We will do this again this year. Sorry this was not emphasized earlier. Even if you do not get them to the April meeting, bring to the regular drop off. They will be judged there and auctioned off. Well, I did not know I had so much to say.

Happy quilting and I will see you March 13.

*Randa*



## March Birthdays

Elizabeth Carr ~ 1

Del Jeanne

Matthews ~ 2

Sandy Ellison ~ 3

Jo Ann Eubank ~ 4

Darnell Dark ~ 7

Kathy Tingley ~ 9

Linda Jo Williams ~ 12

Elizabeth Cooper ~ 16

Sharon Schroeder ~ 20

Carolyn Bowden ~ 23

Dwaine Edwards ~ 24

Melba Drennan ~ 25

Clara Lord ~ 29

Gayle Lacerda ~ 30

*The Luck of the  
Irish  
Happy St. Patty's  
Day!!*

## 2012 Programs At A Glance

March 13	Kelly Monroe - "Award Winning Quilts" Trunk Show
April 10	Eileen Urbanek - "Get Re-excited" (Judy Niemeyer Certified)
April 11	Workshop - Eileen Urbanek - Judy Niemeyer's "Desert Sky"
May 8	Brenda Jeschke - "Judging Criteria - Through the Eyes of the Judge"
June 12	Pot Luck & "Quilting Work Spaces"
July 10	Nova Montgomery - "A Century of Progress"
August 14	Rulers Rule & Nifty Notions - Work Station Demo's
September 11	Laura Wasilowski - Art Quilts: The Musical
September 12	Workshop - Laura Wasilowski - "Tiny Homes"
October 9	Jaye McLaughlin - Quilt Storytelling
November 13	Jodi Barrows - "Novel Series" Trunk Show
November 14	Workshop - Jodi Barrows - "Prairie Claw"
December 11	Brown Bag & Pot Luck

\*\*\*Early registration recommended for Workshops!  
Look for the list at the Program area at each meeting!\*\*\*

\*\*\*\*\*

### WORKSHOP REGISTRATION FORM

(Please use this form to register for all upcoming workshops. You may photo copy this form).

Name: \_\_\_\_\_

Address: \_\_\_\_\_

City: \_\_\_\_\_ State: \_\_\_\_\_ Zip: \_\_\_\_\_

Phone # \_\_\_\_\_ E-Mail Address: \_\_\_\_\_

Workshop Desired: \_\_\_\_\_

Cost is \$40.00/members \$45/non-members - Form of Payment (circle one)    Check    Cash

**Payment must be received to hold your space in the workshop.** Enrollment is on a first come first serve basis. Please send your registration form with full payment to: QGOA (Quilters' Guild of Arlington), P.O. Box 13232, Arlington, TX 76094-0232.

**Please make all checks payable to QGOA.** Also, you must sign-up with Susan FitzGerald. Supply lists will be listed in the newsletter at the [www.GQOA.org](http://www.GQOA.org) website or look for list at the Guild meeting.

**Workshops are held** at Pleasant Ridge Church of Christ Family Pavilion in Arlington. Located at I20 & Little Road NW of the Southwest Plaza Shopping Center.

## Reminder, Update and Notes on the Upcoming QGOA Day Retreat!

If you have not submitted your paperwork or check, please do so by the March QGOA Guild meeting, March 13, 2012, or mail it directly to Libby McDuffie, 5506 Hunterwood Ln, Arlington, TX 76017. Susan FitzGerald will collect the paperwork and money at the guild meeting. Registration form on page 10 of newsletter or on the website.

### QGOA Day Retreat

**For:** QGOA Members and invited guests

**When:** Thursday, Friday, and Saturday, March 29, 30, & 31  
Thursday & Friday 9 AM - 9 PM, Saturday 9 AM - 4 PM

**Where:** Pleasantview Baptist Church, Arlington  
Southwest Arlington on the east bound I-20 frontage road between Kelly-Elliot and Park Springs Blvd, I-20 exit 447.

**Cost:** \$20 -- Must be paid with registration

Each person will share a table. Chairs are standard metal folding chairs, not with wheels. Bottled water and coffee will be provided. Dinner Friday night will be provided.

**Bring:** Sewing supplies, light, extension cord - at least 6 feet long, chair pillow or your own chair, projects and ideas to share! Please bring either a breakfast item or pot luck dish or salad to share on Thursday. Bring your own soft drinks - no liquor permitted.

### A few additional notes --

**First:** Please, Please note that there is a change of location!

**Second:** Remember to bring either your own chair or a chair pillow!

**Third:** Bring an extension cord of at least 6 feet. A surge protector would be a great idea, but you will need some length to hook up!

**Fourth:** We could use some more ironing boards and irons!

**Table arrangements:** I will have the tables placed for groups of 12 to 16. You will share a table so there are two sewers per table. This is a very large group that will be attending so I ask that each person arriving is only allowed to save ONE, space for a friend. You can plan the group you want to sit with, but please only save one space per person and please invite others to join you at your table! We will be having several new people and invited guests attending! There is a direct entrance at the back of the building or the west side. The west side is the shortest distance into the building and best for unloading. If you need assistance, please ask!

**Fifth:** **Location** -- The church is assessable on the East bound frontage road of I-20, between Kelly-Elliot and Park Springs Road. Go to the back of the building to park.

I want to thank Sheila Parry for arranging for us to use this space at her church, plus the very helpful staff at the Pleasantview Baptist Church that is very enthusiastically welcoming our guild!

*Libby*

Photo of the front of Pleasantview Baptist Church. Gym is on the right side of picture. Parking in the rear of building.





## 2012 Board Spotlight

### Linda L. McPherson

Linda McPherson was born on November 15th. She has been sewing forever and has been quilting since 1997. Linda is currently QGOA's Membership chairman, but she has served in many other positions through her years as a member of the guild. She served as Newsletter editor, Secretary and Librarian, each for two years and one year with the Permanent Quilt Collection.

Linda's first quilt was an Eleanor Burns 'Quilt in a Day' - "Trip Around the World". She brought the backing around to the front for the binding and then tied it rather than quilted it. She has several favorite author/designers which include Eleanor Burns, Lynette Jensen, Jo Morton, and Lori Smith.

When Linda was asked what her favorite workshop or class was she replied, "Tough question. I always come away learning something new at all the classes I have ever taken. Lynn Roddy Brown is a favorite for sure."

Rotary cutting has been the easiest technique to master and the most difficult has been Free Motion Machine Quilting ("still a work in progress"). Linda's favorite quilt pattern is the Log Cabin because it was her second quilt and she just loves the different variations. Her signature style is Miniatures. She just loves working with small pieces and her smallest 'quilt' was 5 1/4" by 6 1/2" square. It contained 1"square, finished pinwheels and a total piece count of 480. It was not paper pieced!



Linda loves to work with warm colors. She tends to buy solids, small prints, Toile, Civil War and 1930s reproduction fabrics. She says her favorite quilt tool is the seam ripper, "because I use it so much".

Linda loves quilting because of the friendships with all her quilting friends and going on retreats. Linda also loves to embroider and working with wool. She has tried every craft available including tole painting.

During one conversation with several of Linda's quilting friends, they were discussing their 'fabric colors/choices'. Linda made the comment, "I'm not a very 'bright' person". Linda was talking about 'fabric colors' but the others took the comment completely different! She still gets teased about that one!

Linda was married to her best friend for almost 35 years and has been a widow for 12 years. Her youngest daughter and husband live in Arlington - she scrapbooks and joins our Piecemaker retreat and loves it. Her oldest daughter and husband live in Ft Worth and have her only grandchild, Katie who is 13 already. Linda retired from Alcon in 2011 and absolutely loves her new life style!



**\*\*\* NOTE CHANGE \*\*\*  
OF LOCATION  
March Day Retreat**

**When :** Mar 29 - 31 Thur - Sat  
**Where :** Pleasantview Baptist Church  
4400 Pleasantview Dr  
Arlington, TX

They have a gym that we will be able to use and most importantly it will hold everyone that is interested in attending! More details at the guild meeting. Please contact me if you are interested in attending, plus we can invite non-members also! The church is located on the east bound frontage road between Kelly-Elliot and Park Springs.

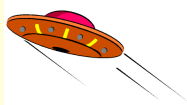
Many thanks to Sheila Parry for inquiring at her church for use of their gym for our retreat!

See Libby McDuffie for more information.

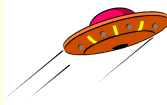
## Membership News

### \*\*\*\*\*REMINDER\*\*\*\*\*

Don't forget to renew your membership for 2012 and pay your dues for the new year. Membership form on page 23. You don't want to miss all the interesting speakers and exciting new workshops, retreats, and fun!



### LAND YOUR UFO's in 2012



Every time you bring a finished quilt to show off at a guild meeting that was begun prior to 2012, sign Nancy's "Finished UFO Book". At the December meeting, she will draw a name from the book's entries and the winner will receive a gift certificate. The more UFOs that you finish, the more chances you will have to win! Now you have no excuse, **FINISH THOSE UFOs!**

Top o' the morning!

May your right hand always  
be stretched out  
in friendship and never in want.



### Eileen Urbanek Workshop

April 11th

### Judy Niemeyer's "Desert Sky"



Check the website for information on Workshops and Supply Lists.

**Sign Up Quick!  
Space is Limited!**

## Remembrance Quilting



*Quilting memories...  
one stitch at a time  
Congarm Machine Quilting  
Specializing in Freehand Designs*

Katina Howe/Design Specialist

Phone: 682-422-3359

Remembrance.Quilting@yahoo.com



*A thank you to  
Magnolia Quiltworks  
for hosting the  
2012 Donation Quilt!*

## 2012 Quilt Show Vendor List

The Quilt Festival is coming and so are these VENDORS. There will be others but I wanted to give you a heads up so you can plan your shopping.

Arlington Sewing Machine  
 Armadillo Alley Quilts  
 Bev's Beads  
 Corner Square Quilts LLC  
 Gifts By Brenda  
 Hands on Tradition  
 Jewelry by Gabrielle  
 Kar/Geo Enterprises (Furniture)  
 Lone Star House of Quilts  
 Magnolia Quiltworks  
 Peachtree Quilts  
 Peggy's Quilt Studio  
 Ruby's Gone Quilting  
 Snips and Pins  
 The Scissor Guy  
 Stitchin' Collections  
 Two Sisters Quilting

## Project Linus

Dear Members,

Many thanks to all who donated at the last meeting and to Liz Cooper for doing a great job of guild/Project Linus liaison officer. All the donations were most welcome.

Our wish list is the usual -- finished quilts and/or tops and backs 40"X44", white or neutral double duty thread, quilt pins, cash (for backing & batting) and stamps. A large part of my job is having what we need, where we need it, when we need it, even if the kitty is near empty. But truthfully, it has been a rewarding job. I miss all of you

God Bless Everyone.

Love,  
Susan Buckner

## Events Around the State of Texas

Mar 9-11

"In Full Bloom"

Dallas, TX

[www.quiltersguildofdallas.org](http://www.quiltersguildofdallas.org)

Mar 22-24

Wildflower Trails Shop Hop

"Quilts in Bloom"

Mar 23-24

"From USA to Asia - Quilts Around the World"

Tyler, TX

[www.qgetx.org/quiltshow.php](http://www.qgetx.org/quiltshow.php)

Apr 13-14

"Celebrate America"

The Woodlands, TX

[www.waqq.org](http://www.waqq.org)

Apr 13-14

21st Miller-Bowie Quilt Show

Texarkana, TX

[www.miller-bowiequiltshow.info](http://www.miller-bowiequiltshow.info)

Apr 27-28

"Birds of a Feather Quilt Together"

Athens, TX

May 11-12

"Texas Gone Crazy"

Arlington, TX

[www.qgoa.org](http://www.qgoa.org)

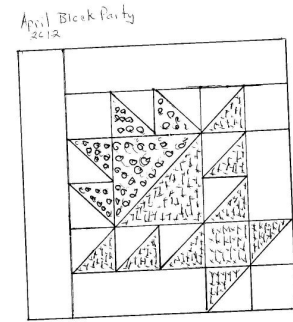
Jul 20-21

"Texas Quilt Round-Up"

Midlothian, TX

[www.elliscountyquilters.com](http://www.elliscountyquilters.com)

## Block Party 2012 April Flower Basket



### Background-White on White

**Cut: one strip 3 in. by the width**

**Of the fabric. (WOF) From**

**This strip cut: 1-3"x 6 " rect.,**

**1-3"x12" rect.,**

**2-2 ½ in. squares,**

**2-2 ½ x 6 ½ in rectangle**

**Cut another strip 2 ½ in. WOF for two sides.**

### Floral---Cut 1-3"x 6" rect.

**Cut a 5 inch square, cut on 1 diagonal**

**You will have an extra triangle to use in a 2<sup>nd</sup> block.**

### Basket Color---Cut a 5 inch square, cut on 1 diagonal.

**Cut a 3" X 12" rectangle**

**Cut 2---2 ½ in squares**

**Mark the 6" and 12" white rectangles into 3" squares. Mark on the diagonal in a zigzag pattern. Layer right sides together with the floral and basket rectangles. Stitch scant quarter inch on each side of the diagonals. Cut apart on the drawn lines. Press seam to darker fabric. Square up to 2 ½ inches.**

**Layer the two triangles from 5 inch squares of basket and floral fabrics and stitch together on the diagonal. Press and square up to 4 ½ in.**

**Lay out according to diagram.**

**Add 2 ½ in strip to two sides of block to bring up to 12 ½ in.**

### Patriotic/Wounded Warrior Block

**Make your favorite block in red and white or blue and white.**

**Linus Project---Make 2 ½ in squares into a 9 patch block.**

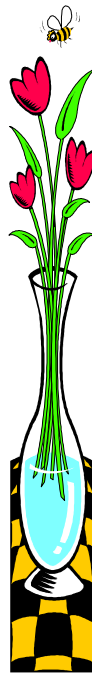
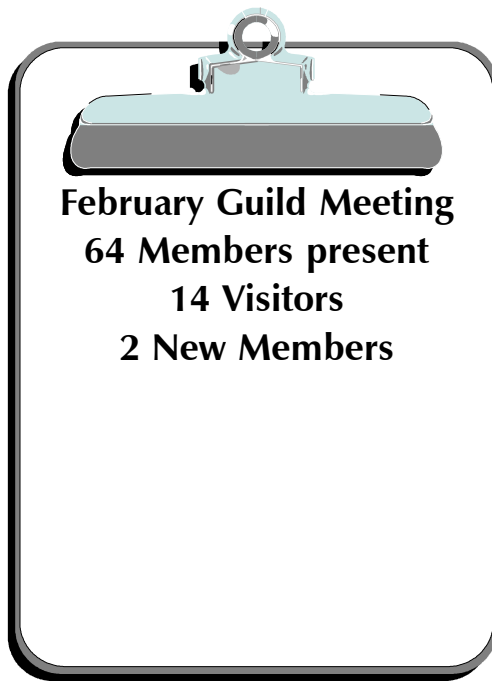
## ~~ Nancy's Block Party Corner ~~

This is a **MONTHLY** Challenge! There is a new block pattern each month. Members may make as many blocks as they choose. ***We would like for each member attending the meeting to turn in a least one block.*** These blocks are collected at the meeting. Members get one ticket for each block turned in, placed in a box for a drawing. The member whose name is drawn, get all the Block Party blocks turned in. If there are 24 blocks turned in, 2 names will be drawn. We could have **MORE** winners if **EVERY** member in attendance turns in at least **ONE** block. We Average -- 60+ in attendance -- that would be 5 winners!!!

I have another challenge for you. Use the pattern to make the Block Party block. Then choose some fabrics to make another block each month. Keep this block. At the end of the year, you will have 12 blocks. Assemble the blocks into a sampler quilt and display the top in March. Everyone who show their sampler quilt from these blocks will receive a small gift. Or make a quilt using one or two of the patterns and show it at the March meeting.

**Wounded Warrior Blocks** ~~ We ask you to make the Block Party block in Red, White, and Blue fabrics. These blocks will be made into lap quilts for wounded soldiers. We have been taking them to the Military hospital in San Antonio.





## A Big Shout Out of Thanks!!!

...goes to these quilt shops that are selling tickets for the 2012 donation quilt!

Magnolia Quiltworks  
 Betty's Quilt Studio  
 Quilt Among Friends  
 Lone Star House of Quilts

Thank you for all your support!

Patricia Eckstrom  
 Donation Quilt Representative

### **TEXAS GONE CRAZY! And indeed we have...CRAZY with excitement that is!**

We have news! We are adding additional merit quilting awards to the 2012 Festival of Quilts, "TEXAS GONE CRAZY" show.

#### **The Merit Quilting Awards will be:**

Exemplary Hand Quilting - First, Second and Third Place

Ribbons

Exemplary Machine Quilting - First, Second and Third

Place Ribbons

These awards are in ADDITION to the six "Merit Quilting Awards" that can be given to hand or machine quilted quilts and the Ouida Bost Hand Quilting Award that have been given at past Festival of Quilt Shows.

All ribbons are given at the discretion of the judges for deserving quilts. Judges are not required to award all the ribbons in each category or divisions, only for quilt that qualify for the recognition.

Thank you all for showing us how much you love Quilting. "TEXAS GONE CRAZY" promises to be one outstanding show with so many passionate quilters loving and sharing our craft.

Happy Quilting!  
 Judy O'Polka  
 Quilt Show Chair

PS ~ The "Entry Form" has been changed to accommodate 2 additional boxes for Quilting; Hand and Machine. It is located next to the Entry Division/Category number box. Please check the appropriate box as it pertains to your entry.

**Entry and information forms on pages 20-22.**

# Registration Form for March Day Retreat

Name \_\_\_\_\_ E mail \_\_\_\_\_

Communication will be by email. Please indicate if you need phone calls for being notified of plans and changes.

Circle which one:

Phone: (day/night) \_\_\_\_\_ Alternate Phone: (cell/work) \_\_\_\_\_

Please indicate if you will bring one of the following to share:

Ironing board	_____	Iron	_____
Big Board	_____	Large Cutting Mat	_____

\_\_\_\_\_ I will arrive early to set up Thursday

OR

\_\_\_\_\_ I will stay and clean up on Saturday

Paid \$20: Date \_\_\_\_\_ Cash \_\_\_\_\_ Check # \_\_\_\_\_

No refunds but payment is transferable.



**Custom Quilters**  
 Long Arm Quilting  
 Mark Clark ~ Arlington

**Guild Members**  
**15% Off**

Discount on Quilting Service & Batting  
 Charity Quilts No Charge as time permits

**Custom Quilters**  
 believes your quilt we are working on  
 is the most important quilt in the world!  
 Each quilt gets individual, undivided attention

**682-241-1349**  
 info@customquilters.com

**Check our Website for  
 NEW Designs**  
[www.CustomQuilters.com](http://www.CustomQuilters.com)



## Randa's President Block


9" Block




Friendship Star

### Fabric


For this Friendship Star Block use a bright fabric and a paler coordinating fabric with good contrast. You can use either fabric as the focus or background. I would like both kinds of blocks.


 focus fabric


 background fabric


### Cutting the fabric

This Block requires:

 one 3 1/2" square of the focus fabric

 four 3 1/2" squares of the background fabric

 two 4" x 4" squares of the focus fabric

 two 4" x 4" squares of the background fabric

### Piecing the Block



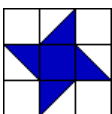
- 1) Layer one focus 4" x 4" square and one background 4" x 4" square with right sides together, lightest of the two fabrics on top. Lightly draw a straight line diagonally.
- 2) Sew 1/4" on both sides of the line and then cut on the drawn line. Do this for both pairs of focus/background 4" x 4" squares.
- 3) Press seams to darker fabric.
- 4) Square up each of the 4 half-square triangles to 3 1/2" x 3 1/2".



- 5) Piece two of the half square triangle components with the 3 1/2" focus fabric square as shown to create the center row unit of the Block. Press the seams in toward the center square.




- 6) Create the upper and lower Block rows by piecing together one of the half square triangle Blocks with two of 3 1/2" background squares as shown. Press the seams out toward the background squares.



- 7) Piece the three Block rows together as shown to create the finished Block. Press the seams toward the outside edge of the Block. The finished Block should measure 9 1/2" inches square which includes a 1/4" seam allowance on all sides.

These blocks will be given to Randa at the June 2012 guild meeting.



## FEBRUARY SHOW & TELL

- Janice Farris**      **Sweet Melissa** -- Maker & Quilter: Janis  
**Sweet Hearts** -- Maker & Quilter: Janie
- Randa Dillon**      **The Struttin' Peacock** -- Maker & Quilter: Randa  
**Peace & Love** -- Maker & Quilter: Randa  
**Sunny Side Up** -- Maker & Quilter: Randa  
**Linus Quilt** -- Maker & Quilter: Randa
- Charlotte Humphrey**      **Retreat Projects**
- Libby McDuffie**      **BOM from Peggy's Quilt Studio** -- Maker & Quilter: Libby  
**Quilt for Nephew's new son** -- Maker & Quilter: Libby
- Elaine Grasher**      **Soldier Quilt** -- Maker & Quilter: Elaine
- Tammy Reidy**      **Stained Glass** -- Maker & Quilter: Tammy (first quilt ever!)
- Barbara Cain**      **Dave's Quilt** -- Maker: Barbara Quilter: Sabina Thompson  
**Sandy's Quilt** -- Maker: Barbara Quilter: Sabina Thompson
- Elizabeth Cooper**      **Linus - Sweet Melissa** -- Makers: Agnes, Jolene  
**Sports with 3-D Pinwheel** -- Maker & Quilter: Elizabeth
- Elizabeth Carr**      **Jungle Animal Friends** -- Maker & Quilter: Elizabeth
- Leila Kinsey**      **Warm Hugs & Love for Kathy, From Texas** -- Makers: Sheila &  
Leila Kinsey Quilter: Sheila Kinsey
- Gayle Lacerda**      **Cotton Candy Churndash** -- Maker: Gayle



*May there always be work for your hands to do.*

*May your purse always hold a coin or two.*

*May the sun always shine warm on your windowpane.*

*May a rainbow be certain to follow each rain.*

*May the hand of a friend always be near you.*

*And may God fill your heart with gladness to cheer you.*

## Guild Calendar

Mar 6 - Board Meeting - 6:30 pm

Mar 13 - Guild Meeting - 7 pm

Kelly Monroe

Mar 29-31 - Day Retreat

Pleasantview Baptist

Church - Arlington

Apr 3 - Board Meeting - 6:30 pm

Apr 10 - Guild Meeting - 7 pm

Eileen Urbanek

Apr 11 - Workshop

May 1 - Board Meeting - 6:30 pm

May 8 - Guild Meeting - 7 pm

Brenda Jeschke

May 11-12 - Festival of Quilts

Bob Duncan Center

Arlington



## Wounded Warrior Quilts


We will be sending another batch of quilts to Brooke Army Hospital in April. Carol Ramsey has agreed to take the quilts after our April guild meeting.

Please set the April 10 guild meeting as your deadline to turn in a quilt.

If you're not sure about a pattern for a patriotic quilt, there will be sets of patriotic blocks on the Block Party table that you can pick up and then set them in a quilt. If you need a top quilted or bound, please contact Jolene Mershon, 817-572-3825, or email her at jolenem420@charter.net.

The quilts don't have to be red/white/blue, so if you have another top that you've completed but it doesn't have a home, think about contributing it to our Wounded Warrior project. It will be much appreciated by an American Hero.

## Magnolia Quiltworks



*....where friends & quilts  
come together*

### Monthly Clubs

Crazy Quilts - 2<sup>nd</sup> Tues

Snippets - 3<sup>rd</sup> Tues


Novel Quilters - 2<sup>nd</sup> Fri

Wool-works - 4<sup>th</sup> Tues

Open Tuesday - Friday 10:00 - 5:00

Saturday 10:00 - 4:00

Closed Sunday & Monday




### Guild Refreshments



- January: C, T
- February: H, V
- March: M**
- April: S, Z, E
- May: A, D
- June: POTLUCK  
(Board-  
Desserts)
- July: G, L
- August: B, K, O
- September: F, I, J, Q
- October: N, P, R
- November: T, U, W, X, Y
- December: POTLUCK  
(Board-  
Desserts)

*Please help at the membership table, signing in and greeting members and guests during you assigned month. Please mark your calendars.*

### For Late Breaking QGOA News

**You'll always know the latest information when you join the QGOA Yahoo Group; its quick and easy. Go to the guild home page at [www.QGOA.org](http://www.QGOA.org) and click on the link. If you have any questions, please contact Carolyn Hill at [sportsfn@swbell.net](mailto:sportsfn@swbell.net)**




**IN CASE OF INCLEMENT WEATHER:**


**IN GENERAL, WILL DO WHAT THE UNIVERSITY OF TEXAS OF ARLINGTON DOES. IF THEY CANCE EVENING CLASSES WE WILL CANCEL GUILD AND BOARD MEETINGS.**



### Meet & Greet

One of the exciting things about being a member of the guild is meeting new people. Let's strive to introduce ourselves to visitors and new members this year. Also, get to know some of the current members you have never met. Perhaps inviting someone for desert and coffee or to join you at your next stitch group meeting.

### Be Courteous to our Speakers and Members



**and TURN OFF your CELL PHONES during the meetings!**

### Safe Haven Donations

*We will continue to accept travel size toiletry items throughout the year. ALL items should be new and unused including toiletries.*

- January: Diapers, baby wipes
- February: Children's socks
- March: Children's underwear**
- April: Shampoo, brush, comb, etc.
- May: Toothbrush, toothpaste, floss
- June: Women's underwear
- July: Feminine hygiene products
- August: School Supplies
- September: Soap and towels
- October: Prepackaged snacks - Granola bars, Goldfish crackers, etc.
- November: Children's toys
- December: Mittens, scarves or hats



**Golden Spool**  
We are still taking nominations for Golden Spool. We will award the next Golden Spool in June. Turn your nominations in to Nancy Spell.

## QGOA Executive Board & Standing Committees - 2012

### Executive Board

President	Randa Dillon
Vice President	Susan FitzGerald
Secretary	Katina Howe
Treasurer	Terrie Kelly
Parliamentarian	Libby McDuffie

### Standing & Appointed Committees

**Programs** Susan FitzGerald

**Membership** Linda McPherson

Co-Membership Charlotte Humphrey

Membership asst Jolene Mershon

Guild Products Linda Dickson

**Hospitality** Judy Weiss

Door Prizes Malorie Harper

Volunteer Hours Judy Liston

Golden Spool Nancy Spell

Librarian Pat Madrid

Librarian asst Brenda Aigner

Greeting Peggy Billingsley

**Publicity** Sherry Livingston

Perm. Quilt Coll Debby Rake

**Newsletter** Sheila Parry

Historian Billie Breecheen

Sunshine & Shad. Elizabeth Carr

**Quilt Show 2012** Judy O'Polka

**Guild Activities** Nancy Conner

Block Party Nancy Conner

President's Block Nancy Conner

Display Case Nancy Spell

Retreat Coord. Libby McDuffie

TAQG Rep Carolyn Troupe

### Community Outreach

Ruth Callahan

Susan G. Komen Vickie Bramlet

Project Linus Elizabeth Cooper

Safe Haven Patsy Martin

Ronald McDonald Annette Debose

Pearly Nettles

**Website Coordinator** Peggy Billingsley

**Raffle Quilt 2011** Patricia Eckstrom


**Raffle Quilt 2012** Del Jeanne Mathews

Webmaster Art Parry art.parry@juno.com

Email address to contact officers:  
support@qgoa.org  
or refer to the current directory for  
specific information.

## STITCH GROUPS

Guild members are cordially invited to join a sewing group for fellowship and stitching. Most groups have room for new members.



### Friendship Stitchers

Meets the 1st & 3rd Thursdays  
10:00 a.m. at First Christian Church  
Contact: Helga Smith

### Etcetera Art Quilt Group

Meets @ Lone Star House of Quilts  
1st Thursday of the Month  
7 p.m. to 8:30 p.m.  
Contact: Denny Cornett

### The Piecemakers

full at this time

Meets at Bob Duncan Community Center  
2nd & 4th Thursdays  
6:00 p.m. to 10:00 p.m.  
Contact: Linda McPherson

### Sew-N-Sews

Meets @ Quilt Among Friends  
1st Friday & 3rd Wednesday of the month  
10 AM to 3 PM  
Contact: Randa Dillon or Carolyn Bowden

Please let us know if you've formed an open group or want to do so  
support@qgoa.org.



### QGOA NEWSLETTER AD RATES

SIZE	1 MO	3 MOs	1 YR
1/8 page .....	\$7.50	\$22	\$ 85
1/4 page (3?"x4?" ) .....	\$15	\$40	\$150
1/2 page (4?"x7?" ) .....	\$30	\$75	\$ 270
1/2 page (9?"X3?" ) .....	\$30	\$75	\$270
1/2 page (back page) ....	\$40	\$105	\$378
1 page (7 x 9) .....	\$60	\$150	\$540

All ads must be print ready and fit the size requirement. Ads must be received by the 15th of the month prior to the desired publication month. **Email preferred.**

**Make payments to: QGOA**

**Mail payments to: Sheila Parry, editor**

6112 W Poly Webb Rd, Arlington, TX 76016

## CALLING ALL MEMBERS!!!

As a program for our June meeting, I would like you to submit several pictures of your quilt workspaces. Where you set up your machine, cutting tables, stash storage, design wall, storage for supplies, rulers and threads. Include yourself, or not, in a few of the pictures along with pictures of your favorite quilts or projects.

I am looking for all ranges of workspaces, not only the totally awesome but even if you have to clear the clutter from the dining room table to wedge in your machine! I want to see it all! I am hoping this will give quilters ideas and tips on how to organize!

Deadline is the end of March 2012. Please scan and send your photos to either Susan FitzGerald, [txsuzeq@sbcglobal.net](mailto:txsuzeq@sbcglobal.net) or Sherry Livingston, [artandquilts@yahoo.com](mailto:artandquilts@yahoo.com)

Thank you Sherry for volunteering to help me with this project!

Susan FitzGerald  
Vice President




---



---

### 2012 TAQG Meeting Schedule 10:00 AM - Noon

March 27	Garden Ridge Church of Christ 102 N Garden Ridge Blvd, Lewisville, TX
May 29	Lewisville
July 31	Lewisville
September 25	QGOA - Bob Duncan Community Center 2800 S Center St., Arlington, TX
November 27	Lewisville

---



---

### Membership Information & Volunteer Hours

Don't forget to record your volunteer hours each month when you sign-in. This information is important to our guild's non-profit status and helpful with grant application for funding of the quilt show. Remember anything you do to promote the guild or quilting or community outreach through quilting counts.

Don't forget to renew your membership for 2012. Our guild membership year begins in January. Remember that the directory you received is a permanent one. Updates will be made to it after the beginning of the year, including new yearly information pages to replace the ones you have.



# Challenges ~ Challenges ~ Challenges

## Ronald McDonald Challenge Quilts

If you are making a Ronald McDonald Challenge Quilt for 2012 you need to know that the judging for ribbons and prizes is done by the board at the board's April meeting. That is April 3, 2012. You can bring the finished quilt to the March 13 regular meeting or get it to the board meeting on April 3 at Lone Star House of Quilts by 6:30 pm. You can still bring the quilt to the regular quilt festival drop off on May 9th to be displayed. It just will not be judged.

Last year we donated 23 quilts to Ronald McDonald House. It would be great to exceed that amount this year.

---

## Name Tag Challenge

We want to know everybody's name!! We want to know who our members are and who our visitors are! So, the membership committee has issued a name tag challenge. Just make a "quality" name badge so that your name is easily read while conversing with others. The names of those participating will be put in for a drawing at the April 10th guild meeting for a quilt shop gift certificate.

Here are some ideas to use as a springboard.



## Miniature Quilts for the Susan G. Komen Auction

There are two divisions of miniature quilts. The Miniature Quilt division and Nancy's Pink Challenge division. Check the Divisions and Categories information on page 22 of the newsletter or check the website for guidelines.

Customarily the Nancy's Pink Challenge miniatures are brought to the April general guild meeting to be voted on by guild members for the Member's choice award. We will do this again this year. Sorry this was not emphasized earlier. Even if you do not get them to the April meeting, bring to the regular drop off on May 9th. They will be judged at the quilt festival for ribbons and prizes and auctioned off.

All the proceeds of this auction go to Susan G. Komen Race for the Cure.

---

## T-Shirt Challenge

The guild would like to create a new t-shirt for our members and others. If you have an idea of a design, logo or saying, please bring it to the regular guild meeting on March 13th. We will have to move on this quickly. So, get your creative juices flowing and submit your idea!

## Guild Member Store

At this year's Festival of Quilts we will have a **Guild Members Store** to showcase our very talented members and provide an opportunity to sell hand crafted items to our show patrons. The spaces are limited and are **only for QGOA members**. Items must be **hand crafted by the members**, and the **member must volunteer to work in the booth during the show**. There are only twelve spots available so you will want to act quickly.

**What:** Guild Member Store

**Where:** At the QGOA Festival of Quilts  
From 10:00 AM to 5:00 PM on May 11-12, 2012

**Description:** Guild members can sell their hand-crafted items to the patrons of the Quilt Festival.

**Details:**

- a. A guild member can rent one-half table for \$20 to display their product.
- b. Products must be made by the guild member.
- c. All items will be labeled with the assigned table identification letter and the price. The labels will be provided by QGOA.
- d. Each member renting a table will volunteer to man the store either by monitoring or serving as cashier. We will need at least 2 people to volunteer for each shift.



**PEGGY'S QUILT STUDIO**

2410 C SUPERIOR DR.  
PANTEGO, TX 76013

817 275-4155  
12PEGGY@SBCGLOBAL.NET

Shop Hours

Monday thru  
Saturday

10:00 - 5:00

# GUILD MEMBER STORE Registration Form

Name \_\_\_\_\_

Phone \_\_\_\_\_ Email \_\_\_\_\_

Type of Product \_\_\_\_\_

Hours I can "man" the booth: Sign up for at least 2 time slots.

Friday 10:00 - 12:30 \_\_\_\_\_

Friday 12:30 - 3:00 \_\_\_\_\_

Friday 3:00 - 5:00 \_\_\_\_\_

Saturday 10:00 - 12:30 \_\_\_\_\_

Saturday 12:30 - 3:00 \_\_\_\_\_

Saturday 3:00 - 5:00 \_\_\_\_\_

-----Cut here for your records-----

## GUILD MEMBER STORE Reminder

I have agreed to man the store:

Friday 10:00 - 12:30 \_\_\_\_\_

Friday 12:30 - 3:00 \_\_\_\_\_

Friday 3:00 - 5:00 \_\_\_\_\_

Saturday 10:00 - 12:30 \_\_\_\_\_

Saturday 12;30 - 3:00 \_\_\_\_\_

Saturday 3:00 - 5:00 \_\_\_\_\_

ENTRY FORM
Quilters' Guild of Arlington
Festival of Quilts, May 11 & 12, 2012

A separate Entry Form must be completed for each item entered.

Entry Forms may be turned in at a guild meeting or must be postmarked by April 11, 2012.

Mail Entry Forms to: Carolyn Bowden, 2700 Monarch, Arlington, TX 76006.

The facility size limits the number of quilts that can be displayed, first come first served, so please submit your entry as early as possible! Please refer to Quilt Entry Instructions for more information and rules.

SECTION A: ENTRY IDENTIFICATION Please print LEGIBLY. Information in \*BOLD will be published

\*ENTRANT'S NAME: TITLE OF ENTRY:

\*MAKER'S NAME: \*QUILTER'S NAME:

Address City/State/ZIP

E-Mail Address QGOA MEMBER (circle one): Yes No

Day Phone Evening Phone

Year Completed Quilt size: width in., length in. \*Garment (type):

QUILTER'S STATEMENT (Will be published.) Describe your inspiration for this quilt. We reserve the right to edit for clarity and/or length (Print legibly, 25 words or less):

DESIGN SOURCE - Original design or did you use a published book or pattern? If yes, please give credit:

ATTACH COLOR PHOTO TO THIS FORM A color photograph or digital print of the quilt must accompany each entry. Please print your name, address and phone number on the back of the photograph or digital print. Entry item need not be finished, but must be recognizable by color and pattern.

SECTION B: ENTRY DIVISION AND CATEGORY NUMBER: Refer to Divisions and Categories page to determine where your quilt should be placed. Should you have any questions as to the placement of your quilt, please call Carolyn Bowden (817.860.4424 or ckbowden@sbcglobal.net) or Libby McDuffie (817.483.0694 or LibbyMc137@aol.com). The Quilt Show Committee places entries based on the information you supply. If it is deemed that a quilt has been placed in the wrong category after the quilts have been hung at the show, the quilt will remain as hung. It will not be judged in either cate-gory. It is your responsibility as the entrant to place it in its proper category. Please make certain that you place it correctly!

Entry Division and Category NUMBER: \*Quilting: Hand Machine
(example: 101 or 302) Must be specified

SECTION C: SHIPMENT OF QUILT

Out of town entries may be mailed / shipped to Carolyn Bowden, 2700 Monarch, Arlington, TX 76006. Out of town entries must be received by May 7, 2012. Entry must be accompanied with prepaid return shipping fee and label. Please advise Carolyn Bowden (817.860.4424 or ckbowden@sbcglobal.net) when to expect a shipment.

EARLY DROP-OFF: May be arranged by contacting Carolyn Bowden (817.860.4424 or ckbowden@sbcglobal.net).

SECTION D: RELEASE FORM (MUST BE SIGNED)

By my signature below, I agree to abide by all conditions stated on this Entry Form and the accompanying instructions. I also grant Quilters' Guild of Arlington (QGOA) the right to display and to photograph this entry for QGOA files, publicity or promotional purposes in either print or electronic media. I understand that I am responsible for my own insurance on any and all items. I understand that no responsibility for loss or damage to my entry will be assumed by the Quilters' Guild of Arlington, its officers, agents or volunteers. QGOA will take all reasonable precautions to protect your entry.

Signature Date

SECTION E: CHECK LIST Please include these items, where applicable, with your Entry Form (one form per entry):

- Signed and Completed Entry Form for Each Entry
Photograph or Print of Each Entry, Required
\$10 Non-member Entry Fee (if applicable), Check Payable to: QGOA
\$40 for Quilt Appraisal to be done by an AQS Certified Appraiser. Check Payable to: QGOA

**QUILT ENTRY INSTRUCTIONS**  
**Quilters' Guild of Arlington, Festival of Quilts 2012**  
*'Texas Gone Crazy!'*

**DEADLINE**

**Entry Forms** may be submitted at any guild meeting or must be received or **postmarked by April 11, 2012**. The facility size limits the number of quilts that can be displayed, 'first come first served', so please submit your **Entry Form** as early as possible! You will receive email confirmation of receipt, no USPS mail confirmation will be sent.

**BASIC RULES**

- ❖ All entries must be clean, in excellent condition and must be displayed for the duration of the show. All entries must have been completed within the last five (5) years and may not have been previously entered in a QGOA show.
- ❖ Please enter finished quilts that represent your best work. We are proud of our members' needlework. Quilts must be complete and finished by check-in on Wednesday, May 9, 2012. Please do not enter unfinished quilts, tied quilts, cheater cloth, preprinted kit quilts, comforters, or double knit quilts. The Quilters' Guild of Arlington reserves the right to refuse any entry that it deems inappropriate or that does not meet requirements.
- ❖ Each entrant may submit a maximum of five (5) entries, with a limit of 2 per category. Donation quilts such as: Ronald McDonald House, Susan G. Komen Auction and Nancy's Pink Challenge quilts do not count in this total.

**PHOTOGRAPHS**

A color photograph or digital print of the quilt must accompany each entry. The show committee understands that an entry may not have its quilting or binding completed when the entry photo is taken. Please print your name, address and phone number on the back of the photograph or digital print. All photographs or prints become the property of QGOA and will not be returned.

**DIVISION AND CATEGORY**

Choose one Division and Category *number* for your quilt (refer to **Division and Categories** page). If you have any questions, please contact Carolyn Bowden (817.860.4424 or ckbowden@sbcglobal.net) or Libby McDuffie (817.483.0694 or email: LibbyMc137@aol.com)

**FEES**

Members of the QGOA do not pay an entry fee. Non-members must pay a fee of \$10.00 per entry. Children submitting quilts are exempt.

**INSURANCE**

Entrants are responsible for their own insurance on all items. Your completed *Entry Form* releases QGOA, its officers, agents or volunteers from any and all liability. QGOA will take reasonable precautions to protect all entries. All *Entry Forms* must be signed or they will not be accepted.

**IDENTIFICATION LABEL**

A cloth identification label is required on each entry. It must be sewn to a lower corner on the back of each quilt or the inside of a garment, no pins will be accepted. Stitch or print with indelible ink, your name, address and phone number.

**SLEEVES**

Entries must have a four (4) inches wide double casing/sleeve stitched to the reverse side. Garments, miniatures and 'Other Quilted and Textile/Fabric Items' do not require a sleeve unless they need to be hung up by a rod for display. If the quilt is longer than 90 inches, lower the sleeve along the back until the top of the sleeve is 90 inches from the bottom edge of the quilt so that the quilt will not drape onto the floor. If the sleeve is not placed accordingly it is an acknowledgment that it will drape on the floor. Please be aware that a quilt wider than 90 inches may not hang correctly; please put a sleeve with a split (or gap) in the middle to allow some easing on the crossbar.

**QUILT APPRAISAL**

If desired, your quilt may be appraised while it is hung in the **Festival of Quilts** by an AQS Certified Appraiser. Please attach a \$40 check payable to **QGOA** for each quilt appraisal you are requesting. If you would like an appointment to have the appraisal done in your presence, and/or for other quilts not hung in the show, please contact: Denny Cornett (682-553-3483 or denisec@mhmrtc.org) for an appointment time.

**DROP-OFF TIME**

Quilt drop-off is on Wednesday, May 9, 2012, 4:00 to 6:00 pm at Bob Duncan Community Center, 2800 S. Center St., Arlington, TX, 76014.

No entries will be accepted after 6 pm, May 9, 2011. Enclose each entry in a clean pillowcase or similar sized fabric bag. No entry will be accepted rolled or on a hanger. Your name must be highly visible and written or sewn on the outside of the bag. No pinned ID information. Please remember only one item per bag. Do not submit entry in any other form (rolled, on hanger, plastic bag, etc.) You will receive a **claim check** for each entry at drop-off.

**OUT OF TOWN ENTRIES**

Out of Town entries should be shipped to Carolyn Bowden, 2700 Monarch, Arlington, TX 76006. Out of Town entries must be received by May 7, 2012. These entries must include pre-paid return postage/shipping and a self-addressed mailing/shipping label to be sure the quilts return home. Remember to ask the shipper about insurance. Please contact Carolyn Bowden (817.860.4424 or ckbowden@sbcglobal.net) when to expect the shipment.

**PICK-UP TIME**

All entries will be released between 5:45 to 6:30 p.m. on Saturday, May 12, 2012, at Bob Duncan Community Center, 2800 S. Center St., Arlington, TX, 76014. No entry will be released without the completed claim check. **You must have your claim check.** If you cannot be here to pick-up your quilt, please make arrangements with someone to help you with this. **Unclaimed quilts** will receive loving foster care until they are reunited with their owners. An after-show care fee will be charged at 6:30 p.m. on Saturday, May 12, 2012, and again at 6:00 p.m. on each subsequent day of foster care. The fee is \$10.00 per day per quilt. This fee does not apply to out of town entries with prepaid return postage/shipping. All shipped entries will be return shipped as soon as possible.

## Divisions and Categories Quilters' Guild of Arlington, Festival of Quilts 2012 'Texas Gone Crazy!'

The Quilt Show Committee places entries based on the information you supply. Should you have any questions as to the placement of your quilt, please call Carolyn Bowden (817.860.4424 or ckbowden@sbcglobal.net) or Libby McDuffie (817.483.0694 or LibbyMc137@aol.com). If it is deemed that a quilt has been placed in the wrong category after the quilts have been hung at the show, the quilt will remain as hung. It will not be judged in either category. It is your responsibility as the entrant to place it in its proper category. All entries must be hand or machine quilted, no tied or tacked quilts allowed.

**DEFINITIONS** The quilt top maker's status determines the division (Artisan or Master), not the quilter's status.

**Artisan:** If **ALL** of the following statements are true, you may enter under the 'Artisan' Division: never classified as a Master in the past; never have engaged in a quilt event or activity for monetary profit (more than \$2,000 per year); never formally taught quilting, quilt related or wearable arts techniques; and never published a pattern or book on quilting, quilt related or wearable art techniques.

**Master:** If **ANY** of the following statements are true past or present, you must enter under the 'Master' Division: have been classified as a Master; engaged in a quilt event or activity for monetary profit (more than \$2,000 per year); taught quilt related or wearable arts techniques; published a pattern or book on quilt related or wearable art techniques; or have won a Best of Show and/or total of two Blue Ribbons in QGOA shows, or a combination of other quilt shows.

**Two-Person Quilt:** A quilt to which a person contributed **ANY** work in completing the quilt such as: blocks pieced or appliqué, and/or was machine or hand quilted by another person.

**Group Quilt:** Any quilt to which 3 or more people contributed **ANY** work in completing the quilt such as: blocks pieced or appliqué, and/or was quilted by others, either by machine or hand.

### ONE-PERSON QUILTS

The following categories are quilts made by one person. NO other person contributed **ANY** work in completing the quilt such as: blocks pieced or appliqué by another; and/or was quilted by another individual, either by machine or hand.

#### Artisan Division

101. **Artisan Pieced Quilt** - A quilt larger than 60" on any one side and is predominately pieced or patchwork, machine or hand quilted.
102. **Artisan Appliquéd Quilt** - A quilt larger than 60" on any one side and is predominately appliqué, machine or hand quilted.
103. **Artisan Wall Quilt** - May be pieced, appliqué or a combination, machine or hand quilted. Not to exceed 60 inches on any one side. Includes miniature quilts that are not donations.

#### Master Division

201. **Master Pieced Quilt** - A quilt larger than 60" on any one side and is predominately pieced or patchwork, machine or hand quilted.
202. **Master Appliquéd Quilt** - A quilt larger than 60" on any one side and is predominately appliqué, machine or hand quilted.
203. **Master Wall Quilt** - May be pieced, appliqué or a combination, machine or hand quilted. Not to exceed 60 inches on any one side. Includes miniature quilts that are not donations.

### TWO-PERSON QUILTS

A quilt to which one other person contributed **ANY** work in completing the quilt such as: blocks pieced or appliqué, and/or was machine or hand quilted by another person. (If more than 2 people contributed to the completion of the quilt, it is a Group Quilt - 302, in Open Division below.)

104. **Artisan Two-Person Quilt** - Two people were involved in making the quilt. May be pieced or appliqué, machine or hand quilted. The quilt-top maker's status determines the division (Artisan or Master).
204. **Master Two-Person Quilt** - Two people were involved in making the quilt. May be pieced or appliqué, machine or hand quilted. The quilt-top maker's status determines the division (Artisan or Master).

### THE FOLLOWING CATEGORIES ARE **NOT** CLASSIFIED BY ARTISAN, MASTER, ONE PERSON, NOR TWO PERSON

#### OPEN DIVISION

301. **Mixed / Other Technique Quilt** - Any quilt, which has used any or more than one technique and does not fit into any other categories; such as whole cloth, yo-yos, crazy quilt, redwork, digitized printing, painted and embroidery; either machine or hand quilted.
302. **Group Quilt** - Any quilt to which 3 or more people contributed ANY work in completing the quilt such as: blocks pieced or appliqué, and/or was quilted by others, machine or hand quilted. This includes quilts created with blocks received in a block exchange.
303. **Art Quilt** - Original design; any technique or combination of techniques or materials used in a non-traditional way; either machine or hand quilted.
304. **Quilted Garment** - Constructed with piecing and/or appliqué contains 3 layers and some form of recognizable quilting.
305. **Theme Quilt** - Any construction method but must denote the quilt show theme. The theme for 2012 is **'Texas Gone Crazy'**. May be constructed by one or more persons, either machine or hand quilted.
306. **Kits or Block of the Month Quilt** - Quilt composed of patterns and fabric, packaged as a unit for retail sale, either machine or hand quilted. This includes pre-printed whole-cloth quilt tops.
307. **Other Quilted Items** - Such as: Placemats, handbags, totes, table runners, and tree skirts, either machine or hand quilted.
308. **Textile/Fabric Non-Quilted Items** - Such as: dolls, rugs, totes, bowls, ficklesticks. No wearables, must be predominately made of fabric.

#### DONATION DIVISION

401. **Miniature Quilt** - To be donated for the Susan G. Komen silent auction. No block may be larger than 4" square, either machine or hand quilted. Must have at least 9 blocks, unless it is a whole cloth or medallion style quilt. Quilt not to exceed 24" on any one side.
402. **Nancy's Pink Challenge Miniature Quilt** - To be donated for the Susan G. Komen silent auction. Quilt not to exceed 24" on any one side. 75% of the quilt must be PINK. No block may be larger than 3" square. Must have at least 9 blocks, either machine or hand quilted.
403. **Ronald McDonald House Quilt** - To be donated to the Ronald McDonald House; not to exceed twin size, must be washable and have no buttons or similar items attached that could be accidentally swallowed by young children. Do not attach a sleeve. May include a matching pillowcase.

#### NON- JUDGED DIVISION

501. **Non-judged Quilt** - Any quilt you do not want judged but would like to have hung and shown, either machine or hand quilted.
502. **Youth Quilt** - Any quilt created by person aged 3 - 17, non-judged but will be critiqued. May be pieced or appliqué and either machine or hand quilted. Tied quilts are allowed in this category. Others may contribute work to complete this quilt.
503. **Novice** - First time a quilt has been entered in a quilt show by the maker, either machine or hand quilted. The quilt will not be judged but will be critiqued.

# QUILTERS' GUILD OF ARLINGTON 2012 MEMBERSHIP REGISTRATION FORM

Items in **BOLD** print will be published in directory.

**Name** \_\_\_\_\_ (**Nick Name**) \_\_\_\_\_

New Member \_\_\_\_\_ Renewal \_\_\_\_\_ Please check if your information has not changed \_\_\_\_\_

Member Since: \_\_\_\_\_ Quilting how many years? \_\_\_\_\_

\*\*\*Please Provide a Photo of yourself, new or updated if not previously submitted; attach to form.

Please fill out or check where indicated and print large!

**Spouse's name** \_\_\_\_\_

**Address** \_\_\_\_\_

**City** \_\_\_\_\_ **State** \_\_\_\_\_ **Zip** \_\_\_\_\_

**Home** \_\_\_\_\_ **Cell** \_\_\_\_\_ **Work** \_\_\_\_\_

**Email address** \_\_\_\_\_

**Birthdate (month/day)** \_\_\_\_\_ **Stitch group** \_\_\_\_\_

**Favorite: Color** \_\_\_\_\_ **Quilt Book** \_\_\_\_\_ **Quilt Author/Teacher** \_\_\_\_\_

**Special Quilt Interests** \_\_\_\_\_ **Skills to share** \_\_\_\_\_

**I am a:** New \_\_\_\_\_ **Intermediate** \_\_\_\_\_ **Mater Quilter** \_\_\_\_\_

Program Ideas: ex, subject, speaker

\_\_\_\_\_  
\_\_\_\_\_  
\_\_\_\_\_

### Membership fees:

- ( ) Membership \$30 \_\_\_\_\_  
( ) New ( ) Renewal
- ( ) Junior Member \$15 \_\_\_\_\_  
\* see standing rules for limitations
- ( ) Senior (65 - 84) \$25 \_\_\_\_\_
- ( ) Super Senior Saver (85 and older) \$ 0 \_\_\_\_\_
- ( ) Printed Newsletter Subscription \$15 \_\_\_\_\_
- Total \_\_\_\_\_

Cash \_\_\_\_\_ Check # \_\_\_\_\_ Amount paid \_\_\_\_\_ Date \_\_\_\_\_

Check the box if you do not want your information in the Guild Directory.

Signature \_\_\_\_\_ Date \_\_\_\_\_

\*\*\*Photos will be taken at meetings if you prefer, just ask at the membership table.\*\*\*

**Mail to QGOA, PO Box 13232, Arlington, TX 76094-0232**

**QUILTERS' GUILD OF ARLINGTON**

support@qgoa.org

www.qgoa.org

**P.O. Box 13232**

**Arlington, TX 76094-0232**

*From Our House to Yours  
Quilting Central  
Lone Star House of Quilts*

**Don't Forget  
Visit Us at the  
Dallas Quilt Show**

**March 9th & 10th  
10 am - 6 pm**

**March 11th  
12 noon - 5 pm**



*1210 W. Abram St.  
Arlington, TX  
817-277-4749*

*New Blocks of the  
Month Starting  
Sign up Today!*

*Lone Star House of Quilts / 1210 W. Abram St., Arlington, TX 76013 / 817-277-4749*

*[lonestarehouseofquilts@gmail.com](mailto:lonestarehouseofquilts@gmail.com)*