



THE QUILTING BEE

Quilters' Guild of Arlington

Volume XXVIII Issue 4

April 2012

2012 Donation Quilt Mama's Crazy Quilt



Quilter's Guild of Arlington Festival of Quilts

"TEXAS GONE CRAZY"

May 11 & 12, 2012

Bob Duncan Center
Arlington, TX

See pages 16 - 18 for entry form and information.

April Featured Speaker Eileen Urbanek "Get Re-Excited"

Eileen Urbanek has been teaching for shops and guilds in the areas around placeCityDallas and beyond for the last eight years. You can find her teaching at least once a month at Quilt Country in placeCityLewisville. At the April meeting she will present her Trunk Show "Get Re-Excited."

Wednesday, April 11th Eileen will teach Judy Niemeyer's "Desert Sky" Workshop.

She first became interested in Judy's patterns when she realized how organized the sewing process. Perhaps best spoken in her own words, she says, "I am always thinking of how to do things easier, quicker, smarter, etc, and with Judy's technique it is evident that she works that way also. I "got" her technique right from the beginning and had a hard time putting the project down." Her first project with Judy was the Amazon Star in the summer of 2009, which she finished in two weeks, and has been completing project after project ever since! Being an instructor herself, she sees quilts the way Judy sees them. As she makes the project, she works through how it should be taught to students. With every finished project, she has a plan for passing it along to others so they can learn to do it as well.

Supply list on page 4 or check the website for information on Workshops and Supply Lists.



Meeting Location

Bob Duncan Center -- Vandergriff Park
Meetings 2nd Tuesday each month

2800 S Center St Arlington, TX 76014
Doors open at 6:30 ~ Meeting at 7:00

A Word from our President ~

Hello Quilters!

I would like to express my appreciation and congratulations to our new Secretary, Barb Cain, and our new Treasurer, Dwain Edwards.

It is time to get ready for the day retreat. This promises to be the best yet. There are about 50 quilters going! I hope you are one of them. Thanks to Sheila Parry for suggesting that we use her church for the retreat. I plan to work on some UFOs and a wounded warrior quilt. I also need to make a purse for my aunt.

I again enjoyed our show and tell at the last meeting. How did you like the 12 x 12 quilts? We have such talented people in the guild. I may try my hand at the next one, "Silhouette". Thanks to Denny Cornett and Debbie Rake for the challenge.

Speaking of challenges-I am looking forward to seeing the Ronald McDonald challenge quilts at the board meeting on April 3 and the Nancy's pink challenge at the regular guild meeting on April 10.

Do not forget to volunteer at the Quilt Show on May 11 and 12. It is going to be a great show.

Well, "gotta" go do some cutting for the retreat projects.

See you all April 10,

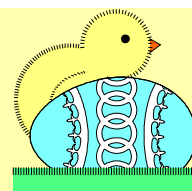
Randa

April Meeting

Don't Forget to Bring:

Name Tag Show & Tell Items
Block Party, Linus, Patriotic Blocks
President's Block, Challenge or Swap Items

Refreshments - S, Z, E
Safe Haven -
Shampoo, brush, comb, etc.



April Birthdays

Sharon Ligon ~ 1

Bonnie Rishavy ~ 2

Kayleen Farrington ~ 2

Joyce Jones ~ 5

Dale Scott ~ 5

Pat Madrid ~ 7

Barbara Goodman ~ 10

Pearl Nettles ~ 14

Susan Corbett ~ 20

Barbara Couk ~ 20

Mary Manci ~ 25

2012 Programs At A Glance

April 10	Eileen Urbanek - "Get Re-excited" (Judy Niemeyer Certified)
April 11	Workshop - Eileen Urbanek - Judy Niemeyer's "Desert Sky"
May 8	Brenda Jeschke - "Judging Criteria - Through the Eyes of the Judge"
June 12	Pot Luck & "Quilting Work Spaces"
July 10	Nova Montgomery - "A Century of Progress"
August 14	Rulers Rule & Nifty Notions - Work Station Demo's
September 11	Laura Wasilowski - Art Quilts: The Musical
September 12	Workshop - Laura Wasilowski - "Tiny Homes"
October 9	Jaye McLaughlin - Quilt Storytelling
November 13	Jodi Barrows - "Novel Series" Trunk Show
November 14	Workshop - Jodi Barrows - "Prairie Claw"
December 11	Brown Bag & Pot Luck

***Early registration recommended for Workshops!
Look for the list at the Program area at each meeting!***

WORKSHOP REGISTRATION FORM

(Please use this form to register for all upcoming workshops. You may photo copy this form).

Name: _____

Address: _____

City: _____ State: _____ Zip: _____

Phone # _____ E-Mail Address: _____

Workshop Desired: _____
Cost is \$40.00/members \$45/non-members - Form of Payment (circle one) Check Cash

Payment must be received to hold your space in the workshop. Enrollment is on a first come first serve basis. Please send your registration form with full payment to: QGOA (Quilters' Guild of Arlington), P.O. Box 13232, Arlington, TX 76094-0232.

Please make all checks payable to QGOA. Also, you must sign-up with Susan FitzGerald. Supply lists will be listed in the newsletter at the www.GQOA.org website or look for list at the Guild meeting.

Workshops are held at Pleasant Ridge Church of Christ Family Pavilion in Arlington. Located at I20 & Little Road NW of the Southwest Plaza Shopping Center.

2012 QGOA Workshop & Supply List

Eileen Urbanek Teaching Judy Niemeyer's "Desert Sky" Workshop - April 11, 2012

The Desert Sky pattern, by Judy Niemeyer, is a great place to start to learn the paper piecing technique Judy uses in her patterns. It has a WOW factor that works with any fabric group you want to use. Eileen Urbanek is a Certified Judy Niemeyer Instructor and has been teaching Judy's patterns for over a year and still says the Desert Sky is her favorite pattern to teach.

Supplies: By Eileen Urbanek

Desert Sky Pattern package by Judy Niemeyer

Thread to blend with your fabrics

Iron and pressing mat

Rotary cutter

24 x 6 or 6 ½ inch Ruler (or your favorite one)

Medium sized cutting mat

A piece of Template Plastic approx 3 1/2" x 12"

Sewing Machine with a ¼" foot and a regular foot

12" Add-A-Quarter ruler

Washout fabric glue stick (SewLine is a good one)

.5 or .45 Flower Head or Glass head pins (these have nice long shanks.)

Purple Thang

Size 70 sewing needles

4 quart size zip loc type bags

5 - 10 medium sized binder clips

Basic sewing items

Fabric:

One Pattern Package makes a 48" by 54" Wall Hanging.

You will need:

- 12 light textured fabric fat quarters, and
- 12 dark textured fabric fat quarters.

(Any kinds of fabrics work for this. Just make sure there is nice contrast in the pairs of Light/Dark that you select.)

What you can expect to learn in the class:

- Judy's technique for cutting apart the foundation papers
- A traditional approach to foundation paper piecing and curved piecing.
- Judy's process to speed up the sewing process by using Template Layout Sheets for cutting out the fabric.

If you need help in selecting fabric, give me a call. Eileen Urbanek 972-219-1329



2012 Board Spotlight Patricia Eckstrom

Patricia is one of the most bubbly members of our quilt guild. She always has a smile on her face. Patricia was born on August 17th in Tulare, CA. She is currently serving our guild as this year's Donation Quilt Representative.



Patricia has been quilting since 1989. Her first quilts were mostly tied, but all that changed in 2004 when she began machine quilting. She took a rag quilting class in 2003. In 2004 she wrote a pattern and entered a Judy Rothermel quilt competition and was a finalist. Her quilt hung in the Paducah Quilt Museum for six weeks!

Patricia's favorite quilt author or designer is Marcia Layton, but this changes yearly. Her favorite workshop in the last 5 years was with Debbie Maddy. Paper piecing and appliqué of all kinds have been Patricia's favorite techniques and the easiest to master. Drunkards Path and curves have been the most difficult. The technique she really likes is Pearl P. Pereria, freezer paper with starch appliqué. Patricia's favorite tool is the 1"X12" ruler. She loves to use all types of fabric, but she really loves all the bright colors!

Words and hearts are Patricia's signature style. She loves putting words in her quilts. Patricia and her mom use appliqué hearts to cover up any boo boo's they make on a quilt. The thing Patricia likes most about being a quilter is that she will be remembered.

The first time Patricia won the block party only two people turned in blocks, but only one person turned in their name (Patricia). So she finally won the block party, she is still trying to figure out what to do with those blocks.

Patricia has also been known to crochet and hand embroidery.

Outside of quilting, actually before quilting became a passion, Patricia lead a very interesting life in CA. In 1972 she was the first female athletic commissioner for the College of the Sequoias. She was on the first volleyball team in Point Loma College as a defensive specialist in 1976. But life for Patricia really changed in 1979 when she married David Eckstrom. Together they opened "Forever Young Records" in 1984 and now they are the largest music store in Texas.



Guild Calendar

Apr 3 - Board Meeting - 6:30 PM

Apr 10 - Guild Meeting - 7:00 PM

Eileen Urbanek

Apr 11 - Workshop

Eileen Urbanek

May 1 - Board Meeting - 6:30 PM

May 8 - Guild Meeting - 7:00 PM

Brenda Jeschke

May 11-12 - Festival of Quilts

Bob Duncan Center

Arlington

Sunshine & Shadow

Last month ~

- * Elaine Grasher's daughter, Danielle passed away.
- * Janice Christy's mom passed away.
- * Janice Mowery's ex-sister-in-law was shot in Grapevine and is paralyzed.
- * Helen Gardner was in the hospital with heart problems.



Eileen Urbanek Workshop

April 11th

Judy Niemeyer's "Desert Sky"



Check the website for information on Workshops and Supply Lists.

**Sign Up Quick!
Space is Limited!**

Membership News

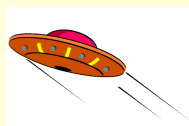
*****REMINDER*****

Don't forget to renew your membership for 2012 and pay your dues for the new year. Membership form on page 23. You don't want to miss all the interesting speakers and exciting new workshops, retreats, and fun!

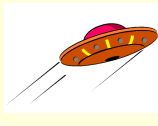
Reasons to Buy Fabric.....

It's a medical test to see if your husband is still alive. If he is, a fabric purchase will make him start fussing about more fabric in the house.

It is less expensive and more fun than psychiatric care.



LAND YOUR UFO's in 2012



Every time you bring a finished quilt to show off at a guild meeting that was begun prior to 2012, sign Nancy's "Finished UFO Book". At the December meeting, she will draw a name from the book's entries and the winner will receive a gift certificate. The more UFOs that you finish, the more chances you will have to win!

Now you have no excuse, **FINISH THOSE UFOs!**

A great photograph can be the difference between acceptance in a show or not.

quilt photography

\$34.00 per session

for more info -

annetteplogphotography.com

817-548-7054



annette plog
photography



*A thank you to
Magnolia Quiltworks
for hosting the
2012 Donation Quilt!*

2012 Quilt Show Vendor List

The Quilt Festival is coming and so are these VENDORS. There will be others but I wanted to give you a heads up so you can plan your shopping.

Arlington Sewing Machine
 Armadillo Alley Quilts
 Bev's Beads
 Corner Square Quilts LLC
 Gifts By Brenda
 Hands on Tradition
 Jewelry by Gabrielle
 Kar/Geo Enterprises (Furniture)
 Lone Star House of Quilts
 Magnolia Quiltworks
 Peachtree Quilts
 Peggy's Quilt Studio
 Ruby's Gone Quilting
 Snips and Pins
 The Scissor Guy
 Stitchin' Collections
 Two Sisters Quilting

Project Linus

Dear Members,

Thank you all so much for the lovely donations. God Bless you rechly for your caring and kindness to "our" babies. Some of you didn't leave names and addresses. Liz Cooper asks that you stick a name/address label on a piece of paper, pinned to the donation. (It makes us so happy.)

Our wish list is the same - finished quilts and tops and backs, 40"X44", white or neutral double duty thread, cash, stamps, quilting pins.

Your generosity makes our project possible.

I miss you all. Be safe, be strong, be happy.

Much love,
Susan Buckner

Events Around the State of Texas

Apr 13-14

"Celebrate America"
The Woodlands, TX
www.waqq.org

Apr 13-14

21st Miller-Bowie Quilt Show
Texarkana, TX
www.miller-bowiequiltshow.info

Apr 27-28

"Birds of a Feather Quilt
Together"
Athens, TX

May 11-12

"Texas Gone Crazy"
Arlington, TX
www.qgoa.org

May 18-19

"Birds of a Feather"
Living Stones Church
Alvin, TX

Jun 8-9

"Splish Splash"
Irving, TX
www.irvingquiltguild.com

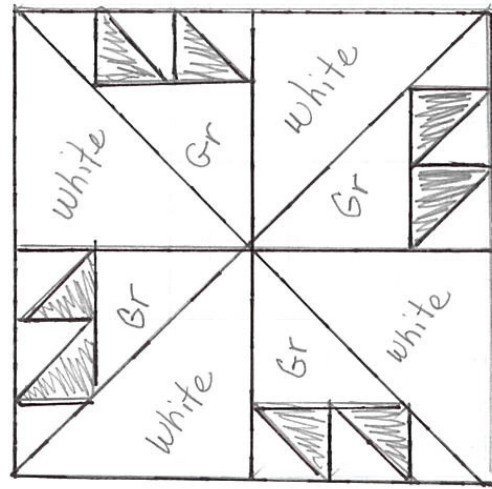
Jun 14-16

NQA 43rd Annual Quilt Show
Columbus, OH
www.nqaquilts.org/2012show

Jul 20-21

"Texas Quilt Round-Up"
Midlothian, TX
www.elliscountyquilters.com

**Block Party 2012
May
Rosebud Block
Pink and White**



From Pink and White—cut strip 3 in. by 12 in. Mark off 3 inch squares on the wrong side of the white strip. Mark diagonal lines in a zigzag. Lay right sides together and stitch $\frac{1}{4}$ in on each side of the zigzag lines. Cut apart on the lines. Press and square up to $2\frac{1}{2}$ in.

White: Cut 2- 7 inch squares. Cut on one diagonal.

Cut 2- 3 inch squares. Cut on one diagonal.

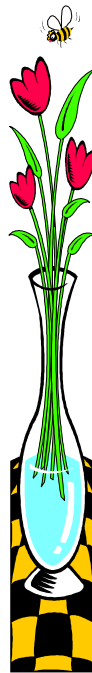
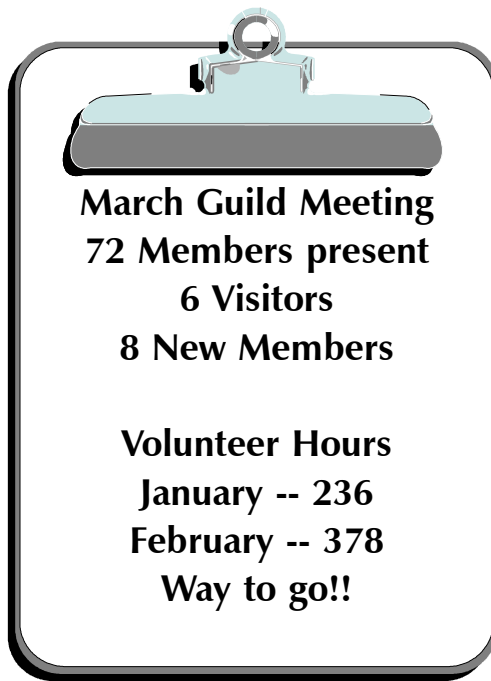
Green: Cut 2- 5 inch squares. Cut on one diagonal.

Lay out according to the diagram and assemble into 4- $6\frac{1}{2}$ inch squares. Stitch the squares together.

Patriotic/Wounded Warrior Block

Make a Nine Patch block in red and white and blue.

Linus Block—Use $2\frac{1}{2}$ inch squares to make 9-patch blocks.



A Big Shout Out of Thanks!!!

...goes to these quilt shops that are selling tickets for the 2012 donation quilt!

Peggu's Quilt Studio
 Quilt Among Friends
 Lone Star House of Quilts
 Magnolia Quiltworks

Thank you for all your support!

Patricia Eckstrom
 Donation Quilt Representative

TEXAS GONE CRAZY! And indeed we have...CRAZY with excitement that is!

We have news! We are adding additional merit quilting awards to the 2012 Festival of Quilts, "TEXAS GONE CRAZY" show.

The Merit Quilting Awards will be:

Exemplary Hand Quilting - First, Second and Third Place
 Exemplary Machine Quilting - First, Second and Third

Ribbons
 Place Ribbons

These awards are in ADDITION to the six "Merit Quilting Awards" that can be given to hand or machine quilted quilts and the Ouida Bost Hand Quilting Award that have been given at past Festival of Quilt Shows.

All ribbons are given at the discretion of the judges for deserving quilts. Judges are not required to award all the ribbons in each category or divisions, only for quilt that qualify for the recognition.

Thank you all for showing us how much you love Quilting. "TEXAS GONE CRAZY" promises to be one outstanding show with so many passionate quilters loving and sharing our craft.

Happy Quilting!
 Judy O'Polka
 Quilt Show Chair

PS ~ The "Entry Form" has been changed to accommodate 2 additional boxes for Quilting; Hand and Machine. It is located next to the Entry Division/Category number box. Please check the appropriate box as it pertains to your entry.

Entry and information forms on pages 20-22.

Block Party March Update

18 blocks were turned in at the March meeting which means 2 people received 9 blocks each.

There were 6 Patriotic blocks turned in and 2 orphan blocks for the wounded warrior quilts.

Keep up the good work!

Strawberry Trifle

14 Servings

- 3 cups of fat-free milk
- 2 pkgs. (1 ounce each) sugar-free instant white chocolate pudding mix
- 1 prepared angel food cake (14 ounces), cut into 1 inch cubes
- 6 cups of sliced fresh strawberries
- 1 carton (8 ounces) frozen reduced-fat whipped topping, thawed
- 3 whole strawberries, quartered



In a large bowl, whisk milk and pudding mixes for two minutes. Let stand for 2 minutes or until soft set. Place a third of the cake cubes in a trifle bowl or 3-1/2 quart glass serving bowl. Top with a third of the pudding, 1/2 cups of the strawberries and a third of the whipped topping. Continue layering in that manner - ending with whipped topping as the top layer. Garnish with the quartered strawberries. Serve immediately or chill until serving.

Other berries can be used with or instead of the strawberries, i.e., raspberries, etc.

Linda McPherson

March 14, 2012



Custom Quilters
Long Arm Quilting
Mark Clark ~ Arlington

**Guild Members
15% Off**

Discount on Quilting Service & Batting

Charity Quilts No Charge as time permits

Custom Quilters

believes your quilt we are working on
is the most important quilt in the world!
Each quilt gets individual, undivided attention

682-241-1349
info@customquilters.com

**Check our Website for
NEW Designs**
www.CustomQuilters.com



Randa's President Block

9" Block



Friendship Star

Fabric

For this Friendship Star Block use a bright fabric and a paler coordinating fabric with good contrast. You can use either fabric as the focus or background. I would like both kinds of blocks.

focus fabric

background fabric

Cutting the fabric

This Block requires:

one 3 1/2" square of the focus fabric

four 3 1/2" squares of the background fabric

two 4" x 4" squares of the focus fabric

two 4" x 4" squares of the background fabric

Piecing the Block



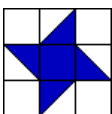
- 1) Layer one focus 4" x 4" square and one background 4" x 4" square with right sides together, lightest of the two fabrics on top. Lightly draw a straight line diagonally.
- 2) Sew 1/4" on both sides of the line and then cut on the drawn line. Do this for both pairs of focus/background 4" x 4" squares.
- 3) Press seams to darker fabric.
- 4) Square up each of the 4 half-square triangles to 3 1/2" x 3 1/2".



- 5) Piece two of the half square triangle components with the 3 1/2" focus fabric square as shown to create the center row unit of the Block. Press the seams in toward the center square.




- 6) Create the upper and lower Block rows by piecing together one of the half square triangle Blocks with two of 3 1/2" background squares as shown. Press the seams out toward the background squares.



- 7) Piece the three Block rows together as shown to create the finished Block. Press the seams toward the outside edge of the Block. The finished Block should measure 9 1/2" inches square which includes a 1/4" seam allowance on all sides.

These blocks will be given to Randa at the June 2012 guild meeting.



MARCH SHOW & TELL

- Elaine Grasher** **Twins 1 - EJG & Twins 2 - EJG - A Susan G Komen miniature and a twin to keep for me.**
- Elizabeth Carr** **Scrappy - Maker: Elizabeth Carr Quilter: Dwain Edwards
Mystery Quilt - Maker: Elizabeth Carr Quilter: Dwain Edwards**
- Elizabeth Cooper** **Hearts & Puppy Love - Maker: Elizabeth Cooper**
- Vickie Bramblet** **Antique Quilt - 1933
Antique Quilt - 1950
2002 UFO
2 2004 UFOs**
- Denny Cornett** **Seeing Red**
- Emily Roney** **Hawaiian Sampler - Hand appliqued and Machined quilted
by Emily Roney
Plumeria - Hand appliqued and Machined quilted by Emily
(Pattern should be available within the month.)**
- Gayle Lecerda** **Cotton Candy Churndash - Maker: Gayle Lecerda
Quilter: Elizabeth Cooper**
- Judy Liston** **2 Chinese Coins or Ladder of Success - Pieced: Judy Liston
Backing by: Billie Brecheen**
- Carolyn Chandler** **Butterflies for Linus - Pieced: Carolyn Chandler
Quilted: Janis Farris
Green Sampler - Pieced: Carolyn Chandler
Quilted: Janis Farris**
- Cindy Bergman** **Little Garden House & Little Garden House 2 - One to keep &
one to give to Susan G. Koman auction**
- Jean Dodson** **Sunflowers - Maker: Jean Dodson Quilter: Susan**
- Jolene Mershon** **Ugly Fabric Challenge & Ugly Fabric Alternative block quilts -
Maker & Quilter: Jolene**
- Ouida Bost** **2 Wounded Warrior quilts - Maker: Ouida Quilter: Dwain
Edwards**

Thank You!

Thank you for helping with the
sale of tickets for the 2012
Donation Quilt!

Leila Kinsey
Sheila Kinsey
Chuck Kinsey

From the Heart of
Patricia Eckstrom

2012 Donation Quilt
Representative



Wounded Warrior Quilts


We will be sending another batch of quilts to Brooke Army Hospital in April. Carol Ramsey has agreed to take the quilts after our May guild meeting.

Please set the May 8th guild meeting as your deadline to turn in a quilt.

If you're not sure about a pattern for a patriotic quilt, there will be sets of patriotic blocks on the Block Party table that you can pick up and then set them in a quilt. If you need a top quilted or bound, please contact Jolene Mershon, 817-572-3825, or email her at jolenem420@charter.net.

The quilts don't have to be red/white/blue, so if you have another top that you've completed but it doesn't have a home, think about contributing it to our Wounded Warrior project. It will be much appreciated by an American Hero.

Magnolia Quiltworks




....where friends & quilts
come together

Monthly Clubs

Novel Quilters Book Club- 2nd Fridays
Wool-works - 4th Tuesdays

Open Tuesday - Friday 10:00 - 5:00
Saturday 10:00 - 4:00
Closed Sunday & Monday




Guild Refreshments



- January: C, T
- February: H, V
- March: M
- April: S, Z, E**
- May: A, D
- June: POTLUCK
(Board-
Desserts)
- July: G, L
- August: B, K, O
- September: F, I, J, Q
- October: N, P, R
- November: T, U, W, X, Y
- December: POTLUCK
(Board-
Desserts)

Please help at the membership table, signing in and greeting members and guests during you assigned month. Please mark your calendars.

For Late Breaking QGOA News

You'll always know the latest information when you join the QGOA Yahoo Group; its quick and easy. Go to the guild home page at www.QGOA.org and click on the link. If you have any questions, please contact Carolyn Hill at sportsfn@swbell.net




IN CASE OF INCLEMENT WEATHER:


IN GENERAL, WILL DO WHAT THE UNIVERSITY OF TEXAS OF ARLINGTON DOES. IF THEY CANCE EVENING CLASSES WE WILL CANCEL GUILD AND BOARD MEETINGS.



Meet & Greet

One of the exciting things about being a member of the guild is meeting new people. Let's strive to introduce ourselves to visitors and new members this year. Also, get to know some of the current members you have never met. Perhaps inviting someone for dessert and coffee or to join you at your next stitch group meeting.

Be Courteous to our Speakers and Members



*and **TURN OFF** your **CELL PHONES** during the meetings!*

Safe Haven Donations

We will continue to accept travel size toiletry items throughout the year. ALL items should be new and unused including toiletries.

- January: Diapers, baby wipes
- February: Children's socks
- March: Children's underwear
- April: Shampoo, brush, comb, etc.**
- May: Toothbrush, toothpaste, floss
- June: Women's underwear
- July: Feminine hygiene products
- August: School Supplies
- September: Soap and towels
- October: Prepackaged snacks - Granola bars, Goldfish crackers, etc.
- November: Children's toys
- December: Mittens, scarves or hats



Golden Spool
We are still taking nominations for Golden Spool. We will award the next Golden Spool in June. Turn your nominations in to Nancy Spell.

QGOA Executive Board & Standing Committees - 2012

Executive Board

President	Randa Dillon
Vice President	Susan FitzGerald
Secretary	Barb Cain
Treasurer	Dwain Edwards
Parliamentarian	Libby McDuffie

Standing & Appointed Committees

Programs Susan FitzGerald

Membership Linda McPherson

Co-Membership Charlotte Humphrey

Membership asst Jolene Mershon

Guild Products Linda Dickson

Hospitality Judy Weiss

Door Prizes Malorie Harper

Volunteer Hours Judy Liston

Golden Spool Nancy Spell

Librarian Pat Madrid

Librarian asst Brenda Aigner

Greeting Peggy Billingsley

Publicity Sherry Livingston

Perm. Quilt Coll Debby Rake

Newsletter Sheila Parry

Historian Billie Breecheen

Sunshine & Shad. Elizabeth Carr

Quilt Show 2012 Judy O'Polka

Guild Activities Nancy Conner

Block Party Nancy Conner

President's Block Nancy Conner

Display Case Nancy Spell

Retreat Coord. Libby McDuffie

TAQG Rep Carolyn Troupe

Community Outreach

Ruth Callahan

Susan G. Komen Vickie Bramlet

Project Linus Elizabeth Cooper

Safe Haven Patsy Martin

Ronald McDonald Annette Debose

Pearly Nettles

Website Coordinator Peggy Billingsley

Donation Quilt 2012 Patricia Eckstrom


Donation Quilt 2013 Del Jeanne Mathews

Webmaster Art Parry art.parry@juno.com

Email address to contact officers:
support@qgoa.org
or refer to the current directory for
specific information.

STITCH GROUPS

Guild members are cordially invited to join a sewing group for fellowship and stitching. Most groups have room for new members.



Friendship Stitchers

Meets the 1st & 3rd Thursdays
10:00 a.m. at First Christian Church
Contact: Helga Smith

Etcetera Art Quilt Group

Meets @ Lone Star House of Quilts
1st Thursday of the Month
7 p.m. to 8:30 p.m.
Contact: Denny Cornett

The Piecemakers

full at this time

Meets at Bob Duncan Community Center
2nd & 4th Thursdays
6:00 p.m. to 10:00 p.m.
Contact: Linda McPherson

Sew-N-Sews

Meets @ Quilt Among Friends
1st Friday & 3rd Wednesday of the month
10 AM to 3 PM
Contact: Randa Dillon or Carolyn Bowden

Please let us know if you've formed an open group or want to do so
support@qgoa.org.



QGOA NEWSLETTER AD RATES

SIZE	1 MO	3 MOs	1 YR
1/8 page	\$7.50	\$22	\$ 85
1/4 page (3?"x4?")	\$15	\$40	\$150
1/2 page (4?"x7?")	\$30	\$75	\$ 270
1/2 page (9?"X3?")	\$30	\$75	\$270
1/2 page (back page)	\$40	\$105	\$378
1 page (7 x 9)	\$60	\$150	\$540

All ads must be print ready and fit the size requirement. Ads must be received by the 15th of the month prior to the desired publication month. **Email preferred.**

Make payments to: QGOA

Mail payments to: Sheila Parry, editor

6112 W Poly Webb Rd, Arlington, TX 76016

SHOWTIME -- SHOWTIME

**It is almost time for our 2012 Festival of Quilts
"TEXAS GONE CRAZY" show.**

Carole Armstrong and Joyce Jones need your wonderful cooking expertise for our famous hospitality that we have for our vendors and volunteers.

We will again serve sandwiches with all the condiments. We will have sign-up sheets available at the April Guild meeting. We would like for you to bring desserts such as cookies, cakes, etc., as well as your favorite, special casserole dish that you would take to a picnic.

**Of course, if you are busy and cannot not bake,
MONEY IS ALWAYS ACCEPTABLE.**

If you can not come to the April meeting, please e-mail or call:

**Carole at [817-478-5355](tel:817-478-5355) or rufusnus@tx.rr.com
Joyce at [817-946-3179](tel:817-946-3179) or J1116jones@aol.com**



You're the tops!

CALLING ALL MEMBERS!!

As a program for our June meeting. I would like you to submit several pictures of your quilt workspaces. Where you set up your machine, cutting tables, stash storage, design wall, storage for supplies, rulers and threds. Include yourself or not, in a few of the pictures along with pictures of your favorite quilts or projects.

I am looking for all ranges or workspaces, not only the totally awesome but even if you have to clear the clutter from the dining room table to wedge in your machine! I want to see it all! I am hoping this will give quilters ideas and tips on how to organize!

Deadline is April 15th. Please scan and send your photos to Sherry Livingston, artandquilts@yahoo.com
Thank you Sherry for volunteering to help me with this project!

Susan FitzGerald
Vice President

Membership Information & Volunteer Hours

Don't forget to record your volunteer hours each month when you sign-in. This information is important to our guild's non-profit status and helpful with grant application for funding of the quilt show. Remember anything you do to promote the guild or quilting or community outreach through quilting counts.

Don't forget to renew your membership for 2012. Our guild membership year begins in January. Remember that the directory you received is a permanent one. Updates will be made to it after the beginning of the year, including new yearly information pages to replace the ones you have.

Challenges ~ Challenges ~ Challenges

Ronald McDonald Challenge Quilts


If you are making a Ronald McDonald Challenge Quilt for 2012 you need to know that the judging for ribbons and prizes is done by the board at the board's April meeting. That is April 3, 2012. You can bring the finished quilt to the March 13 regular meeting or get it to the board meeting on April 3 at Lone Star House of Quilts by 6:30 pm. You can still bring the quilt to the regular quilt festival drop off on May 9th to be displayed. It just will not be judged.

Last year we donated 23 quilts to Ronald McDonald House. It would be great to exceed that amount this year.

Name Tag Challenge

We want to know everybody's name!! We want to know who our members are and who our visitors are! So, the membership committee has issued a name tag challenge. Just make a "quality" name badge so that your name is easily read while conversing with others. The names of those participating will be put in for a drawing at the April 10th guild meeting for a quilt shop gift certificate.

Here are some ideas to use as a springboard.



Miniature Quilts for the Susan G. Komen Auction

There are two divisions of miniature quilts. The Miniature Quilt division and Nancy's Pink Challenge division. Check the Divisions and Categories information on page 22 of the newsletter or check the website for guidelines.

Customarily the Nancy's Pink Challenge miniatures are brought to the April general guild meeting to be voted on by guild members for the Member's choice award. We will do this again this year. Sorry this was not emphasized earlier. Even if you do not get them to the April meeting, bring to the regular drop off on May 9th. They will be judged at the quilt festival for ribbons and prizes and auctioned off.

All the proceeds of this auction go to Susan G. Komen Race for the Cure.

12" X 12" Block Challenge

Denny has given us a new challenge for the 12" X 12" blocks --
Silhouette.

The blocks are due at the June guild meeting.

There were 16 blocks turned in for the first challenge - the Wine Challenge. Everyone did a great job on them.

Guild Member Store

At this year's Festival of Quilts we will have a **Guild Members Store** to showcase our very talented members and provide an opportunity to sell hand crafted items to our show patrons. The spaces are limited and are only for QGOA members. Items must be hand crafted by the members, and the member must volunteer to work in the booth during the show. There are only twelve spots available so you will want to act quickly.

What: Guild Member Store

Where: At the QGOA Festival of Quilts
From 10:00 AM to 5:00 PM on May 11-12, 2012

Description: Guild members can sell their hand-crafted items to the patrons of the Quilt Festival.

Details:

- a. A guild member can rent one-half table for \$20 to display their product.
- b. Products must be made by the guild member.
- c. All items will be labeled with the assigned table identification letter and the price. The labels will be provided by QGOA.
- d. Each member renting a table will volunteer to man the store either by monitoring or serving as cashier. We will need at least 2 people to volunteer for each shift.



PEGGY'S QUILT STUDIO

2410 C SUPERIOR DR.
PANTEGO, TX 76013

817 275-4155
12PEGGY@SBCGLOBAL.NET

Shop Hours

Monday thru
Saturday

10:00 - 5:00

GUILD MEMBER STORE Registration Form

Name _____

Phone _____ Email _____

Type of Product _____

Hours I can "man" the booth: Sign up for at least 2 time slots.

Friday 10:00 - 12:30 _____

Friday 12:30 - 3:00 _____

Friday 3:00 - 5:00 _____

Saturday 10:00 - 12:30 _____

Saturday 12:30 - 3:00 _____

Saturday 3:00 - 5:00 _____

-----Cut here for your records-----

GUILD MEMBER STORE Reminder

I have agreed to man the store:

Friday 10:00 - 12:30 _____

Friday 12:30 - 3:00 _____

Friday 3:00 - 5:00 _____

Saturday 10:00 - 12:30 _____

Saturday 12;30 - 3:00 _____

Saturday 3:00 - 5:00 _____

ENTRY FORM
Quilters' Guild of Arlington
Festival of Quilts, May 11 & 12, 2012

A separate Entry Form must be completed for each item entered.

Entry Forms may be turned in at a guild meeting or must be postmarked by April 11, 2012.

Mail Entry Forms to: Carolyn Bowden, 2700 Monarch, Arlington, TX 76006.

The facility size limits the number of quilts that can be displayed, first come first served, so please submit your entry as early as possible! Please refer to Quilt Entry Instructions for more information and rules.

SECTION A: ENTRY IDENTIFICATION Please print LEGIBLY. Information in *BOLD will be published

*ENTRANT'S NAME: _____ *TITLE OF ENTRY: _____

*MAKER'S NAME: _____ *QUILTER'S NAME: _____

Address _____ City/State/ZIP _____

E-Mail Address _____ QGOA MEMBER (circle one): Yes No

Day Phone _____ Evening Phone _____

Year Completed _____ Quilt size: width _____ in., length _____ in. *Garment (type): _____

QUILTER'S STATEMENT (Will be published.) Describe your inspiration for this quilt. We reserve the right to edit for clarity and/or length (Print legibly, 25 words or less):

_____-
_____-
_____*-

DESIGN SOURCE - Original design or did you use a published book or pattern? If yes, please give credit:

ATTACH COLOR PHOTO TO THIS FORM A color photograph or digital print of the quilt must accompany each entry. Please print your name, address and phone number on the back of the photograph or digital print. Entry item need not be finished, but must be recognizable by color and pattern.

SECTION B: ENTRY DIVISION AND CATEGORY NUMBER: Refer to Divisions and Categories page to determine where your quilt should be placed. Should you have any questions as to the placement of your quilt, please call Carolyn Bowden (817.860.4424 or ckbowden@sbcglobal.net) or Libby McDuffie (817.483.0694 or LibbyMc137@aol.com). The Quilt Show Committee places entries based on the information you supply. If it is deemed that a quilt has been placed in the wrong category after the quilts have been hung at the show, the quilt will remain as hung. It will not be judged in either category. It is your responsibility as the entrant to place it in its proper category. Please make certain that you place it correctly!

Entry Division and Category NUMBER: _____ *Quilting: Hand _____ Machine _____
(example: 101 or 302) Must be specified

SECTION C: SHIPMENT OF QUILT

Out of town entries may be mailed / shipped to Carolyn Bowden, 2700 Monarch, Arlington, TX 76006. Out of town entries must be received by May 7, 2012. Entry must be accompanied with prepaid return shipping fee and label. Please advise Carolyn Bowden (817.860.4424 or ckbowden@sbcglobal.net) when to expect a shipment.

EARLY DROP-OFF: May be arranged by contacting Carolyn Bowden (817.860.4424 or ckbowden@sbcglobal.net).

SECTION D: RELEASE FORM (MUST BE SIGNED)

By my signature below, I agree to abide by all conditions stated on this Entry Form and the accompanying instructions. I also grant Quilters' Guild of Arlington (QGOA) the right to display and to photograph this entry for QGOA files, publicity or promotional purposes in either print or electronic media. I understand that I am responsible for my own insurance on any and all items. I understand that no responsibility for loss or damage to my entry will be assumed by the Quilters' Guild of Arlington, its officers, agents or volunteers. QGOA will take all reasonable precautions to protect your entry.

Signature _____ Date _____

SECTION E: CHECK LIST Please include these items, where applicable, with your Entry Form (one form per entry):

- _____ Signed and Completed Entry Form for Each Entry
_____ Photograph or Print of Each Entry, Required
_____ \$10 Non-member Entry Fee (if applicable), Check Payable to: QGOA
_____ \$40 for Quilt Appraisal to be done by an AQS Certified Appraiser. Check Payable to: QGOA

QUILT ENTRY INSTRUCTIONS
Quilters' Guild of Arlington, Festival of Quilts 2012
'Texas Gone Crazy!'

DEADLINE

Entry Forms may be submitted at any guild meeting or must be received or **postmarked by April 11, 2012**. The facility size limits the number of quilts that can be displayed, 'first come first served', so please submit your **Entry Form** as early as possible! You will receive email confirmation of receipt, no USPS mail confirmation will be sent.

BASIC RULES

- ❖ All entries must be clean, in excellent condition and must be displayed for the duration of the show. All entries must have been completed within the last five (5) years and may not have been previously entered in a QGOA show.
- ❖ Please enter finished quilts that represent your best work. We are proud of our members' needlework. Quilts must be complete and finished by check-in on Wednesday, May 9, 2012. Please do not enter unfinished quilts, tied quilts, cheater cloth, preprinted kit quilts, comforters, or double knit quilts. The Quilters' Guild of Arlington reserves the right to refuse any entry that it deems inappropriate or that does not meet requirements.
- ❖ Each entrant may submit a maximum of five (5) entries, with a limit of 2 per category. Donation quilts such as: Ronald McDonald House, Susan G. Komen Auction and Nancy's Pink Challenge quilts do not count in this total.

PHOTOGRAPHS

A color photograph or digital print of the quilt must accompany each entry. The show committee understands that an entry may not have its quilting or binding completed when the entry photo is taken. Please print your name, address and phone number on the back of the photograph or digital print. All photographs or prints become the property of QGOA and will not be returned.

DIVISION AND CATEGORY

Choose one Division and Category *number* for your quilt (refer to **Division and Categories** page). If you have any questions, please contact Carolyn Bowden (817.860.4424 or ckbowden@sbcglobal.net) or Libby McDuffie (817.483.0694 or email: LibbyMc137@aol.com)

FEES

Members of the QGOA do not pay an entry fee. Non-members must pay a fee of \$10.00 per entry. Children submitting quilts are exempt.

INSURANCE

Entrants are responsible for their own insurance on all items. Your completed *Entry Form* releases QGOA, its officers, agents or volunteers from any and all liability. QGOA will take reasonable precautions to protect all entries. All *Entry Forms* must be signed or they will not be accepted.

IDENTIFICATION LABEL

A cloth identification label is required on each entry. It must be sewn to a lower corner on the back of each quilt or the inside of a garment, no pins will be accepted. Stitch or print with indelible ink, your name, address and phone number.

SLEEVES

Entries must have a four (4) inches wide double casing/sleeve stitched to the reverse side. Garments, miniatures and 'Other Quilted and Textile/Fabric Items' do not require a sleeve unless they need to be hung up by a rod for display. If the quilt is longer than 90 inches, lower the sleeve along the back until the top of the sleeve is 90 inches from the bottom edge of the quilt so that the quilt will not drape onto the floor. If the sleeve is not placed accordingly it is an acknowledgment that it will drape on the floor. Please be aware that a quilt wider than 90 inches may not hang correctly; please put a sleeve with a split (or gap) in the middle to allow some easing on the crossbar.

QUILT APPRAISAL

If desired, your quilt may be appraised while it is hung in the **Festival of Quilts** by an AQS Certified Appraiser. Please attach a \$40 check payable to **QGOA** for each quilt appraisal you are requesting. If you would like an appointment to have the appraisal done in your presence, and/or for other quilts not hung in the show, please contact: Denny Cornett (682-553-3483 or denisec@mhmrctc.org) for an appointment time.

DROP-OFF TIME

Quilt drop-off is on Wednesday, May 9, 2012, 4:00 to 6:00 pm at Bob Duncan Community Center, 2800 S. Center St., Arlington, TX, 76014.

No entries will be accepted after 6 pm, May 9, 2011. Enclose each entry in a clean pillowcase or similar sized fabric bag. No entry will be accepted rolled or on a hanger. Your name must be highly visible and written or sewn on the outside of the bag. No pinned ID information. Please remember only one item per bag. Do not submit entry in any other form (rolled, on hanger, plastic bag, etc.) You will receive a **claim check** for each entry at drop-off.

OUT OF TOWN ENTRIES

Out of Town entries should be shipped to Carolyn Bowden, 2700 Monarch, Arlington, TX 76006. Out of Town entries must be received by May 7, 2012. These entries must include pre-paid return postage/shipping and a self-addressed mailing/shipping label to be sure the quilts return home. Remember to ask the shipper about insurance. Please contact Carolyn Bowden (817.860.4424 or ckbowden@sbcglobal.net) when to expect the shipment.

PICK-UP TIME

All entries will be released between 5:45 to 6:30 p.m. on Saturday, May 12, 2012, at Bob Duncan Community Center, 2800 S. Center St., Arlington, TX, 76014. No entry will be released without the completed claim check. **You must have your claim check.** If you cannot be here to pick-up your quilt, please make arrangements with someone to help you with this. **Unclaimed quilts** will receive loving foster care until they are reunited with their owners. An after-show care fee will be charged at 6:30 p.m. on Saturday, May 12, 2012, and again at 6:00 p.m. on each subsequent day of foster care. The fee is \$10.00 per day per quilt. This fee does not apply to out of town entries with prepaid return postage/shipping. All shipped entries will be return shipped as soon as possible.

Divisions and Categories Quilters' Guild of Arlington, Festival of Quilts 2012 'Texas Gone Crazy!'

The Quilt Show Committee places entries based on the information you supply. Should you have any questions as to the placement of your quilt, please call Carolyn Bowden (817.860.4424 or ckbowden@sbcglobal.net) or Libby McDuffie (817.483.0694 or LibbyMc137@aol.com). If it is deemed that a quilt has been placed in the wrong category after the quilts have been hung at the show, the quilt will remain as hung. It will not be judged in either category. It is your responsibility as the entrant to place it in its proper category. All entries must be hand or machine quilted, no tied or tacked quilts allowed.

DEFINITIONS The quilt top maker's status determines the division (Artisan or Master), not the quilter's status.

Artisan: If **ALL** of the following statements are true, you may enter under the 'Artisan' Division: never classified as a Master in the past; never have engaged in a quilt event or activity for monetary profit (more than \$2,000 per year); never formally taught quilting, quilt related or wearable arts techniques; and never published a pattern or book on quilting, quilt related or wearable art techniques.

Master: If **ANY** of the following statements are true past or present, you must enter under the 'Master' Division: have been classified as a Master; engaged in a quilt event or activity for monetary profit (more than \$2,000 per year); taught quilt related or wearable arts techniques; published a pattern or book on quilt related or wearable art techniques; or have won a Best of Show and/or total of two Blue Ribbons in QGOA shows, or a combination of other quilt shows.

Two-Person Quilt: A quilt to which a person contributed **ANY** work in completing the quilt such as: blocks pieced or appliqué, and/or was machine or hand quilted by another person.

Group Quilt: Any quilt to which 3 or more people contributed **ANY** work in completing the quilt such as: blocks pieced or appliqué, and/or was quilted by others, either by machine or hand.

ONE-PERSON QUILTS

The following categories are quilts made by one person. NO other person contributed **ANY** work in completing the quilt such as: blocks pieced or appliqué by another; and/or was quilted by another individual, either by machine or hand.

Artisan Division

101. **Artisan Pieced Quilt** - A quilt larger than 60" on any one side and is predominately pieced or patchwork, machine or hand quilted.
102. **Artisan Appliquéd Quilt** - A quilt larger than 60" on any one side and is predominately appliqué, machine or hand quilted.
103. **Artisan Wall Quilt** - May be pieced, appliqué or a combination, machine or hand quilted. Not to exceed 60 inches on any one side. Includes miniature quilts that are not donations.

Master Division

201. **Master Pieced Quilt** - A quilt larger than 60" on any one side and is predominately pieced or patchwork, machine or hand quilted.
202. **Master Appliquéd Quilt** - A quilt larger than 60" on any one side and is predominately appliqué, machine or hand quilted.
203. **Master Wall Quilt** - May be pieced, appliqué or a combination, machine or hand quilted. Not to exceed 60 inches on any one side. Includes miniature quilts that are not donations.

TWO-PERSON QUILTS

A quilt to which one other person contributed **ANY** work in completing the quilt such as: blocks pieced or appliqué, and/or was machine or hand quilted by another person. (If more than 2 people contributed to the completion of the quilt, it is a Group Quilt - 302, in Open Division below.)

104. **Artisan Two-Person Quilt** - Two people were involved in making the quilt. May be pieced or appliqué, machine or hand quilted. The quilt-top maker's status determines the division (Artisan or Master).
204. **Master Two-Person Quilt** - Two people were involved in making the quilt. May be pieced or appliqué, machine or hand quilted. The quilt-top maker's status determines the division (Artisan or Master).

THE FOLLOWING CATEGORIES ARE NOT CLASSIFIED BY ARTISAN, MASTER, ONE PERSON, NOR TWO PERSON

OPEN DIVISION

301. **Mixed / Other Technique Quilt** - Any quilt, which has used any or more than one technique and does not fit into any other categories; such as whole cloth, yo-yos, crazy quilt, redwork, digitized printing, painted and embroidery; either machine or hand quilted.
302. **Group Quilt** - Any quilt to which 3 or more people contributed ANY work in completing the quilt such as: blocks pieced or appliqué, and/or was quilted by others, machine or hand quilted. This includes quilts created with blocks received in a block exchange.
303. **Art Quilt** - Original design; any technique or combination of techniques or materials used in a non-traditional way; either machine or hand quilted.
304. **Quilted Garment** - Constructed with piecing and/or appliqué contains 3 layers and some form of recognizable quilting.
305. **Theme Quilt** - Any construction method but must denote the quilt show theme. The theme for 2012 is *'Texas Gone Crazy'*. May be constructed by one or more persons, either machine or hand quilted.
306. **Kits or Block of the Month Quilt** - Quilt composed of patterns and fabric, packaged as a unit for retail sale, either machine or hand quilted. This includes pre-printed whole-cloth quilt tops.
307. **Other Quilted Items** - Such as: Placemats, handbags, totes, table runners, and tree skirts, either machine or hand quilted.
308. **Textile/Fabric Non-Quilted Items** - Such as: dolls, rugs, totes, bowls, ficklesticks. No wearables, must be predominately made of fabric.

DONATION DIVISION

401. **Miniature Quilt** - To be donated for the Susan G. Komen silent auction. No block may be larger than 4" square, either machine or hand quilted. Must have at least 9 blocks, unless it is a whole cloth or medallion style quilt. Quilt not to exceed 24" on any one side.
402. **Nancy's Pink Challenge Miniature Quilt** - To be donated for the Susan G. Komen silent auction. Quilt not to exceed 24" on any one side. 75% of the quilt must be PINK. No block may be larger than 3" square. Must have at least 9 blocks, either machine or hand quilted.
403. **Ronald McDonald House Quilt** - To be donated to the Ronald McDonald House; not to exceed twin size, must be washable and have no buttons or similar items attached that could be accidentally swallowed by young children. Do not attach a sleeve. May include a matching pillowcase.

NON- JUDGED DIVISION

501. **Non-judged Quilt** - Any quilt you do not want judged but would like to have hung and shown, either machine or hand quilted.
502. **Youth Quilt** - Any quilt created by person aged 3 - 17, non-judged but will be critiqued. May be pieced or appliqué and either machine or hand quilted. Tied quilts are allowed in this category. Others may contribute work to complete this quilt.
503. **Novice** - First time a quilt has been entered in a quilt show by the maker, either machine or hand quilted. The quilt will not be judged but will be critiqued.

QUILTER'S GUILD OF placeCityARLINGTON
2012 MEMBERSHIP REGISTRATION FORM
PLEASE PRINT!

Name _____

Spouses name _____

Address _____

City _____ State _____ Zip _____

Home _____

Cell _____

Work _____

Email address _____

Birth date (month/day) _____

Favorite color _____

Stitch group _____

Specialties _____

Membership fees:

<input type="checkbox"/> Membership	\$30	_____
<input type="checkbox"/> New <input type="checkbox"/> Renewal		_____
<input type="checkbox"/> Junior Member	\$15	_____
*see standing rules for limitations		
<input type="checkbox"/> Senior (65- 84)	\$25	_____
<input type="checkbox"/> Super Senior Saver (85 and older)	\$ 0	_____
<input type="checkbox"/> Printed Newsletter Subscription	\$10	_____
Total		_____

Cash _____ Check _____ Amount paid _____

Date _____

_____ Check the box if you do not want your information in the Guild Directory.

_____ Check the box to withhold information from the newsletter/website

Signature _____ Date _____

Please provide a photo of yourself for the directory.

QUILTERS' GUILD OF ARLINGTON

support@qgoa.org

www.qgoa.org

P.O. Box 13232

Arlington, TX 76094-0232

From Our House to Yours

Your Hometown Quilt Shop

Lone Star House of Quilts



*A Calendar
of Quilting*

*Join Us for a wonderful
weekend of
shop hopping.*

*Prizes, Free Patterns, Daily Drawings at each Shop
&
\$300 value Grand Prize Gift Basket at each Shop.*



*1210 W. Abram St.
Arlington, TX
817-277-4749*

*Just Arrived
Jo Morton &
Moda Collections*

Lone Star House of Quilts / 1210 W. Abram St., Arlington, TX 76013 / 817-277-4749

lonestarhouseofquilts@gmail.com