



THE QUILTING BEE

Quilters' Guild of Arlington

Volume XXVIII Issue 5

May 2012

Quilter's Guild of Arlington Festival of Quilts

"TEXAS GONE CRAZY"

May 11 & 12, 2012

Bob Duncan Center
Arlington, TX



2012 Donation Quilt ~ Mama's Crazy Quilt

Meeting Location

Bob Duncan Center -- Vandergriff Park
Meetings 2nd Tuesday each month

2800 S Center St Arlington, TX 76014
Doors open at 6:30 ~ Meeting at 7:00

A Word from our President ~

Hello Quilters!

Today is Wednesday, April 25, 2012. By the time you read this it will be May already. This year is flying by..

The quilt festival is upon us! Thanks to Judy O'Polka and her team for the work they have done so far. We have a little extra time this year to finish quilts for the show. If you are like me you are finishing the quilting, and adding bindings, borders, sleeves and labels. There is a lot to the finishing.

Have you volunteered to work the show yet? It takes all of us to make a successful show. Jennifer Rike said that if we do not volunteer she will be calling. So, save her some time and just sign up to work. You can email her, call her or sign up at the May 8th meeting.

I enjoyed our April speaker, Eilene Urbanek. We had a great workshop. Soon you will be seeing those Desert Sky finished quilts at show and tell.

What are your summer plans? Taking trips, or enjoying visits by family, or resting? Summer can be a very busy time but hopefully you can find some time just to push some fabric through the sewing machine.

See you all May 8th,

Randa

May Meeting Don't Forget to Bring:

**Name Tag Show & Tell Items
Block Party, Linus, Patriotic Blocks
President's Block, Challenge or Swap Items**

**Refreshments - A, D
Safe Haven -
Toothbrush, Toothpaste, Floss**

May Birthdays



Vickie Howell ~ 7

Shelly Bufkin ~ 8

Libby McDuffie ~ 23

Ching-Ling Herbert ~ 28

Sandra Boice ~ 30

Kathie Robinson ~ 30

*Being a mother
not only takes
time,
but also requires
generous amounts
of faith and
courage.*

*Happy Mother's
Day!*

2012 Programs At A Glance

May 8	Brenda Jeschke - "Judging Criteria - Through the Eyes of the Judge"
June 12	Pot Luck & "Quilting Work Spaces"
July 10	Nova Montgomery - "A Century of Progress"
August 14	Rulers Rule & Nifty Notions - Work Station Demo's
September 11	Laura Wasilowski - Art Quilts: The Musical
September 12	Workshop - Laura Wasilowski - "Tiny Homes"
October 9	Jaye McLaughlin - Quilt Storytelling
November 13	Jodi Barrows - "Novel Series" Trunk Show
November 14	Workshop - Jodi Barrows - "Prairie Claw"
December 11	Brown Bag & Pot Luck

***Early registration recommended for Workshops!
Look for the list at the Program area at each meeting!***

WORKSHOP REGISTRATION FORM

(Please use this form to register for all upcoming workshops. You may photo copy this form).

Name: _____

Address: _____

City: _____ State: _____ Zip: _____

Phone # _____ E-Mail Address: _____

Workshop Desired: _____

Cost is \$40.00/members \$45/non-members - Form of Payment (circle one) Check Cash

Payment must be received to hold your space in the workshop. Enrollment is on a first come first serve basis. Please send your registration form with full payment to: QGOA (Quilters' Guild of Arlington), P.O. Box 13232, Arlington, TX 76094-0232.

Please make all checks payable to QGOA. Also, you must sign-up with Susan FitzGerald. Supply lists will be listed in the newsletter at the www.GQOA.org website or look for list at the Guild meeting.

Workshops are held at Pleasant Ridge Church of Christ Family Pavilion in Arlington. Located at I20 & Little Road NW of the Southwest Plaza Shopping Center.

Coming Attractions!

May 8, 2012 QGOA Program

BRENDA JESCHKE

“Judging, Criteria - Through The Eyes of The Judge”

As we are in our final stages of preparation to enter our quilts in our show, I'm sure many questions are whirling in your mind about the judge's criteria. Join us as Brenda provides insight into her world of evaluating show quilts. Many tips and tricks that you can apply to your show quilts will be discussed.

Brenda Jeschke has been quilting since 1982 and showing her quilts in competition since 1989. She is a traditional quilt maker and a machine piecer, hand appliquer, and a hand quilter. She has been teaching quilt classes since 1991. In 1998, Brenda began judging quilt shows throughout the state. In 2001, she began to lecture and teach at quilt guild meetings and workshops.

In 1996 Brenda had a quilt exhibit displayed at the Ziegler Museum in Jennings, Louisiana. In May 2003, she had an article published in the Quilter's Newsletter Magazine pertaining to a binding technique that she developed and use on all her own quilts. In April 2005, her quilt Wedgewood Blue was featured in the book Mastering the Art of McTavishing by Karen McTavish. This was such an honor as Brenda had the only hand-quilted "McTavishing" quilt in a book of machine quilted quilts. She had quilts displayed in the Quilter's Newsletter Magazine and her quilt binding technique was published in the Quilter's Newsletter Magazine in May 2003.

Over her years of showing quilts she has won many awards on the local, regional, and national level. She has won awards at the Dallas Quilt Celebration, the NQA quilt show, and The Appliqué Society quilt show. Brenda is a member of the American Quilter's Society (AQS), the National Quilting Association (NQA), The Appliqué Society (TAS), and also a member of the Quilters' Guild of East Texas (QGET) in Tyler, Texas.

June 12, 2012 QGOA Program

Pot Luck & “Quilt Work Stations - Visual Tour”

Join us June 12th for our annual Pot Luck Dinner. Please bring a salad or potluck food item to share. The board will provide desserts.

Every Quilter I know wages a constant battle to keep their stash accessible and under control. Being organized is often a constant challenge for a creative quilter.

"Quilt Work Stations - Visual Tour" program gives you an insight to how our members' organize their workspace, storage and lighting. Whether they have an entire room or a small area devoted to quilting, all work spaces can be made efficient and comfortable to suit each quilter.





2012 Board Spotlight

Libby McDuffie



Our spotlight this month is on Libby McDuffie, our current Parliamentarian and Retreat Co-ordinator. Libby is also one of our past presidents. We want to start off by wishing Libby a Happy Birthday this month!

Libby has been quilting for about 20 years. After moving to placeCityArlington, Libby wen tot the Berry Patch for sewing machine repair and discovered quilting! Her first quilt was a triple rail guided by the wonderful teacher, Martha Stokkey. The best thing in Libby's mind about quilting is the fellowship with other quilters. She has fond memories of shared laughter at retreats, late at night, with my friends! Those late night stories never seem as hilarious in the light of day, except for the re-telling at another retreat!

Libby is always buying new books and taking classes so pinning down a favorite author or designer is difficult. Her favorite class or workshop in the last 5 years has been with Sally Collines. Paper piecing has been the easiest technique to master, while learning to machine quilt has been the most difficult. She enjoys all techniques and whatever she is currently doing is her favorite. Libby really enjoys patterns and techniques that require precision and accuracy.

Blues and working with florals are her favorite colors. 1930s reproductions are also a huge hit for Libby. But she also enjoys working with batiks, toiles and Civil War reproduction fabrics. When it comes to quilt tools, Libby loves the Mighty Brite Light on her machine and the wing clipper for her flying geese.

Outside of quilting, Libby loves to do needlework, crossstitch and embroidery.

When asked about her life outside of quilting, Libby said, "I'm very busy with my family, pets and gardening. I love to travel and planning the next trip. My favorite activities involve time with my best friend who I'm so very fortunate that he is also my husband. So much so that I have married him 3 times - ask me for details!"



Guild Calendar

May 1 - Board Meeting - 6:30 PM

May 8 - Guild Meeting - 7:00 PM
Brenda Jeschke

May 11-12 - Festival of Quilts
Bob Duncan Center
Arlington

June 5 - Board Meeting - 6:30 PM

**June 12 - Potluck & "Quilting
Work Spaces"**

Membership News

*****REMINDER*****

Don't forget to renew your membership for 2012 and pay your dues for the new year. Membership form on page 23. You don't want to miss all the interesting speakers and exciting new workshops, retreats, and fun!

Sunshine & Shadow

Last month ~

* Helen Gardner went home to recover on Apr 6 after being in the hospital for 6 weeks.

* Jolene Mershon had back surgery on Apr 2 and is now recovering at home.

* Del Jeanne Matthews' mother passed away Monday, Apr 16.



Quilt Mercantile
EST. 2002

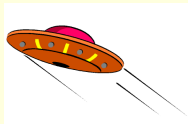
Better Fabrics Quilt Sampler
FEATURED SHOP 2011

Check out our Retreat Center: Quiltacious Quarters
4900 sq. ft. for up to 24 ladies. Designed for quilters by quilters
www.quiltaciousquarters.com

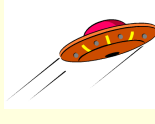
- One of the **LARGEST QUILT STORES** in Texas with over 5,400 sq. feet of Rustic Charm!
- Awesome quilt classes and retreats!
- Celebrating 10 years in Celeste, TX!

215 Hwy 69 N
903-568-USEW (8739)
www.quiltmercantile.com
Store Hours: Tues.-Fri. 9-5 & Sat. 9-3

Representative for
Handi Quilter
Designed by a Quilter, for Quilters.®



LAND YOUR UFO's in 2012



Every time you bring a finished quilt to show off at a guild meeting that was begun prior to 2012, sign Nancy's "Finished UFO Book". At the December meeting, she will draw a name from the book's entries and the winner will receive a gift certificate. The more UFOs that you finish, the more chances you will have to win!

Now you have no excuse, **FINISH THOSE UFOs!**

A great photograph can be the difference between acceptance in a show or not.

quilt photography

\$34.00 per session

for more info -

annetteplogphotography.com

217-548-7054



annette plog
photography



*A thank you to Magnolia
Quiltworks
for hosting the
2012 Donation Quilt!*

2012 Quilt Show Vendor List

The Quilt Festival is coming and so are these VENDORS. There will be others but I wanted to give you a heads up so you can plan your shopping.

Arlington Sewing Machine
 Armadillo Alley Quilts
 Bev's Beads
 Corner Square Quilts LLC
 Gifts By Brenda
 Hands on Tradition
 Jenny Bugs Quilting
 Jewelry by Gabrielle
 Kar/Geo Enterprises (Furniture)
 Lone Star House of Quilts
 Magnolia Quiltworks
 Peachtree Quilts
 Peggy's Quilt Studio
 Ruby's Gone Quilting
 Snips and Pins
 The Scissor Guy
 Stitchin' Collections
 Tomorrow's Quilts
 Two Sisters Quilting
 Zyrra

Project Linus

Dear Members,

Many Thanks to all who donated at the April meeting, and Liz Cooper, super-liaison! QGOA has been a big supporter for many years, helping so many babies and children. It's members are also super chefs. I really miss the dinner meetings with all of you lovely folks.

Our ever present wish list is for finished quilts, or tops and backs, measuring 40" x 44", blocks and UFOs, quilt pins, white or neutral double duty thread, stamps, and cash (for backing & batting). The "kitty" is hungry!

Please pin your name, complete address and phone numbers on your donation so Liz won't have to mind-read. (If you say no thank-you card, then your wish is my command.)

God bless all of you and yours. Be Safe, Be Strong, Be Happy!

Much love,

Susan Buckner

Events Around the State of Texas

May 11-12

"Texas Gone Crazy"

Arlington, TX

www.qgoa.org

May 18-19

"Birds of a Feather"

Living Stones Church

Alvin, TX

Jun 8-9

"Splish Splash"

Irving, TX

www.irvingquiltguild.com

Jun 14-16

NQA 43rd Annual Quilt Show

Columbus, OH

www.nqaquilts.org/2012show

Jul 20-21

"Texas Quilt Round-Up"

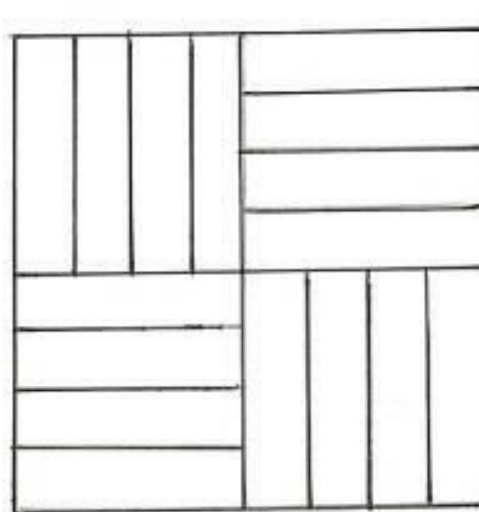
Midlothian, TX

www.elliscountyquilters.com

**Blessed are the
children of quilters,
for they shall inherit
the quilts.**



Block Party 2012
June
Rail Fence
Batiks—4 different ones



Cut 2 inch by 26 inch strips from each of the 4 Batiks. Decide on the arrangement that looks best to you. Stitch the strips together lengthwise. Press. Cut into 4 6 ½ inch sections. Square up to 6 ½ inches. Lay out according to the diagram and stitch together.

Patriotic/Wounded Warrior Block

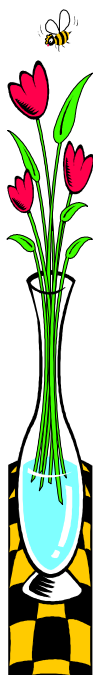
Make the same block in red and white or blue and white.

Linus Block—Use 2 ½ inch squares to make 9-patch blocks



April Guild Meeting
70 Members present
3 Visitors
1 New Members

Volunteer Hours
March -- 487 hours
April -- 414.5 hours
Way to go!!



A Big Shout Out of Thanks!!!

...goes to these quilt shops that are selling tickets for the 2012 donation quilt!

Quilt Among Friends
 Lone Star House of Quilts
 Magnolia Quiltworks
 Peggy's Quilt Studio

Thank you for all your support!

Patricia Eckstrom
 Donation Quilt Representative

Pride of Arlington Judge Sheri Capehart

Arlington City Council Representative Sheri Capehart will be this year's judge for the Pride of Arlington Special Award. Ms. Capehart has served District 2 since 2000 in the Arlington City Council and as Deputy Pro Tempore 2007-2008. She is active on many Council Committees and currently chairs the Municipal Policy Committee and also is very involved with many different community service boards, councils and committees.



Sheri Capehart is currently up for reelection and we appreciate her coming to our show just a few days before the city wide election to choose the 'Pride of Arlington' winning quilt. As a fourth generation Texas we hope she enjoys our 'Texas Gone Crazy' Annual Festival of Quilts!

Show & Tell

Date: _____ Name: _____

Name of Quilt: _____

Maker & Quilter: _____

Description: _____

Block Party March Update

**14 blocks were turned in at
the April meeting**

**There were 7 Patriotic
blocks turned in.**

Keep up the good work!

More Reasons to Buy Fabric

- ~ It's non-fattening. It has been confirmed by registered dieticians that a fat quarter has 100% fewer calories than a hot fudge sundae.
- ~ It's important to invest in cotton futures.

Homemade Hot Sauce



- 1 - 28 oz. can whole tomatoes and juice
- 1 -10 oz. can HOT Rotel
- 1/2 cup diced onion (or more if desired)
- 1 large fresh jalapeno pepper (seeds removed)
- 1 TBLsp garlic salt
- 1 tsp salt
- 2 tsp black pepper
- 1/2 tsp cumin

Combine all ingredients in a food processor. Mix (chop) well but not puree. Place in large sauce pan and cook on low heat for 15 minutes.

I double and triple this recipe because it will keep in refrigerator for a couple of weeks.

ENJOY!!!!!!

Joyce Jones



Custom Quilters

Long Arm Quilting
Mark Clark ~ Arlington

Guild Members 15% Off

Discount on Quilting Service & Batting

Charity Quilts No Charge as time permits

Custom Quilters

believes your quilt we are working on
is the most important quilt in the world!
Each quilt gets individual, undivided attention

682-241-1349

info@customquilters.com

**Check our Website for
NEW Designs**

www.CustomQuilters.com

Randa's President Block

9" Block



Friendship Star

Fabric


For this Friendship Star Block use a bright fabric and a paler coordinating fabric with good contrast. You can use either fabric as the focus or background. I would like both kinds of blocks.


 focus fabric


 background fabric


Cutting the fabric

This Block requires:

 one 3 1/2" square of the focus fabric

 four 3 1/2" squares of the background fabric

 two 4" x 4" squares of the focus fabric

 two 4" x 4" squares of the background fabric

Piecing the Block



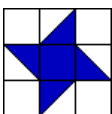
- 1) Layer one focus 4" x 4" square and one background 4" x 4" square with right sides together, lightest of the two fabrics on top. Lightly draw a straight line diagonally.
- 2) Sew 1/4" on both sides of the line and then cut on the drawn line. Do this for both pairs of focus/background 4" x 4" squares.
- 3) Press seams to darker fabric.
- 4) Square up each of the 4 half-square triangles to 3 1/2" x 3 1/2".



- 5) Piece two of the half square triangle components with the 3 1/2" focus fabric square as shown to create the center row unit of the Block. Press the seams in toward the center square.




- 6) Create the upper and lower Block rows by piecing together one of the half square triangle Blocks with two of 3 1/2" background squares as shown. Press the seams out toward the background squares.



- 7) Piece the three Block rows together as shown to create the finished Block. Press the seams toward the outside edge of the Block. The finished Block should measure 9 1/2" inches square which includes a 1/4" seam allowance on all sides.

These blocks will be given to Randa at the June 2012 guild meeting.



APRIL SHOW & TELL

Judy Weiss	Taylor's Black and White Graduation Quilt & Shams Maker - Judy Weiss Quilter - Sheila Parry
Carolyn Troupe	"B" Ma's Birthday Quilt -- Maker & Quilter - Carolyn
Emily Roney	Painted Twisted Lone Star Miniature -- Maker & Quilter - Emily
Tammy Reidy	Hills of Wine -- Maker & Quilter - Tammy
Libby McDuffie	Christmas Tree Skirt -- Maker & Quilter - Libby
Patsy Martin	Carpenters Wheel -- Maker & Quilter - Patsy
Charlotte Humphrey	Mini Quilt for Silent Auction -- Maker & Quilter - Charlotte
Susan Corbett	Triangle Quilt -- Maker & Quilter - Susan Corbett and a relative of Tinnie Rowlett
Randa Dillon	Linus quilt -- Maker & Quilter - Randa Handbag and Snap handbag -- Maker & Quilter - Randa Home Sweet Home -- Maker & Quilter - Randa

Challenges ~ Challenges ~ Challenges

12" X 12" Block Challenge

Denny has given us a new challenge for the 12" X 12" blocks --

Silhouette.

The blocks are due at the June guild meeting.

There were 16 blocks turned in for the first challenge - the Wine Challenge. Everyone did a great job on them.

Miniature Quilts for the Susan G. Komen Auction

There are two divisions of miniature quilts. The Miniature Quilt division and Nancy's Pink Challenge division.

Drop off is May 9th. They will be judged at the quilt festival for ribbons and prizes and auctioned off.

All the proceeds of this auction go to Susan G. Komen Race for the Cure.



FOR SALE

BERNINA ARTISTA 180 \$ 750!

Bernina sewing machine with embroidery module, embroidery hopps, hard shell carrying case, sewing/extension table, knee lift, foot control, 6+ feet, 6+ software cds.

Great condtion, serviced less than 1 year ago.

Contact ~ Sherry Livingston
817-561-2644



Wounded Warrior Quilts


We will be sending another batch of quilts to Brooke Army Hospital in April. Carol Ramsey has agreed to take the quilts after our May guild meeting.

Please set the May 8th guild meeting as your deadline to turn in a quilt.

If you're not sure about a pattern for a patriotic quilt, there will be sets of patriotic blocks on the Block Party table that you can pick up and then set them in a quilt. If you need a top quilted or bound, please contact Jolene Mershon, 817-572-3825, or email her at jolenem420@charter.net.

The quilts don't have to be red/white/blue, so if you have another top that you've completed but it doesn't have a home, think about contributing it to our Wounded Warrior project. It will be much appreciated by an American Hero.

Magnolia Quiltworks




*....where friends & quilts
come together*

Monthly Clubs

Novel Quilters Book Club- 2nd Fridays
Wool-works - 4th Tuesdays

Open Tuesday - Friday 10:00 - 5:00
Saturday 10:00 - 4:00
Closed Sunday & Monday




Guild Refreshments



- January: C, T
- February: H, V
- March: M
- April: S, Z, E
- May: A, D**
- June: POTLUCK
(Board-
Desserts)
- July: G, L
- August: B, K, O
- September: F, I, J, Q
- October: N, P, R
- November: T, U, W, X, Y
- December: POTLUCK
(Board-
Desserts)

Please help at the membership table, signing in and greeting members and guests during you assigned month. Please mark your calendars.

For Late Breaking QGOA News

You'll always know the latest information when you join the QGOA Yahoo Group; its quick and easy. Go to the guild home page at www.QGOA.org and click on the link. If you have any questions, please contact Carolyn Hill at sportsfn@swbell.net



 **IN CASE OF INCLEMENT WEATHER:** 

IN GENERAL, WILL DO WHAT THE UNIVERSITY OF TEXAS OF ARLINGTON DOES. IF THEY CANCE EVENING CLASSES WE WILL CANCEL GUILD AND BOARD MEETINGS.



Meet & Greet

One of the exciting things about being a member of the guild is meeting new people. Let's strive to introduce ourselves to visitors and new members this year. Also, get to know some of the current members you have never met. Perhaps inviting someone for dessert and coffee or to join you at your next stitch group meeting.

Be Courteous to our Speakers and Members



*and **TURN OFF** your **CELL PHONES** during the meetings!*

Safe Haven Donations

We will continue to accept travel size toiletry items throughout the year. ALL items should be new and unused including toiletries.

- January: Diapers, baby wipes
- February: Children's socks
- March: Children's underwear
- April: Shampoo, brush, comb, etc.
- May: Toothbrush, toothpaste, floss**
- June: Women's underwear
- July: Feminine hygiene products
- August: School Supplies
- September: Soap and towels
- October: Prepackaged snacks - Granola bars, Goldfish crackers, etc.
- November: Children's toys
- December: Mittens, scarves or hats



Golden Spool
We are still taking nominations for Golden Spool. We will award the next Golden Spool in June. Turn your nominations in to Nancy Spell.

QGOA Executive Board & Standing Committees - 2012

Executive Board

President	Randa Dillon
Vice President	Susan FitzGerald
Secretary	Barb Cain
Treasurer	Dwain Edwards
Parliamentarian	Libby McDuffie

Standing & Appointed Committees

Programs Susan FitzGerald

Membership Linda McPherson

Co-Membership Charlotte Humphrey

Membership asst Jolene Mershon

Guild Products Linda Dickson

Hospitality Judy Weiss

Door Prizes Malorie Harper

Volunteer Hours Judy Liston

Golden Spool Nancy Spell

Librarian Pat Madrid

Librarian asst Brenda Aigner

Greeting Peggy Billingsley

Publicity Sherry Livingston

Perm. Quilt Coll Debby Rake

Newsletter Sheila Parry

Historian Billie Breecheen

Sunshine & Shad. Elizabeth Carr

Quilt Show 2012 Judy O'Polka

Guild Activities Nancy Conner

Block Party Nancy Conner

President's Block Nancy Conner

Display Case Nancy Spell

Retreat Coord. Libby McDuffie

TAQG Rep Carolyn Troupe

Community Outreach

Ruth Callahan

Susan G. Komen Vickie Bramlet

Project Linus Elizabeth Cooper

Safe Haven Patsy Martin

Ronald McDonald Annette Debose

Pearly Nettles

Website Coordinator Peggy Billingsley

Donation Quilt 2012 Patricia Eckstrom


Donation Quilt 2013 Del Jeanne Mathews

Webmaster Art Parry art.parry@juno.com

Email address to contact officers:
support@qgoa.org
or refer to the current directory for
specific information.

STITCH GROUPS

Guild members are cordially invited to join a sewing group for fellowship and stitching. Most groups have room for new members.



Friendship Stitchers

Meets the 1st & 3rd Thursdays
10:00 a.m. at First Christian Church
Contact: Helga Smith

Etcetera Art Quilt Group

Meets @ Lone Star House of Quilts
1st Thursday of the Month
7 p.m. to 8:30 p.m.
Contact: Denny Cornett

The Piecemakers

full at this time

Meets at Bob Duncan Community Center
2nd & 4th Thursdays
6:00 p.m. to 10:00 p.m.
Contact: Linda McPherson

Sew-N-Sews

Meets @ Quilt Among Friends
1st Friday & 3rd Wednesday of the month
10 AM to 3 PM
Contact: Randa Dillon or Carolyn Bowden

Please let us know if you've formed an open group or want to do so
support@qgoa.org.



QGOA NEWSLETTER AD RATES

SIZE	1 MO	3 MOs	1 YR
1/8 page	\$7.50	\$22	\$ 85
1/4 page (3?"x4?")	\$15	\$40	\$150
1/2 page (4?"x7?")	\$30	\$75	\$ 270
1/2 page (9?"X3?")	\$30	\$75	\$270
1/2 page (back page)	\$40	\$105	\$378
1 page (7 x 9)	\$60	\$150	\$540

All ads must be print ready and fit the size requirement. Ads must be received by the 15th of the month prior to the desired publication month. **Email preferred.**

Make payments to: QGOA

Mail payments to: Sheila Parry, editor

6112 W Poly Webb Rd, Arlington, TX 76016

SHOWTIME -- SHOWTIME

**It is almost time for our 2012 Festival of Quilts
"TEXAS GONE CRAZY" show.**

Carole Armstrong and Joyce Jones need your wonderful cooking expertise for our famous hospitality that we have for our vendors and volunteers.

We will again serve sandwiches with all the condiments. We will have sign-up sheets available at the April Guild meeting. We would like for you to bring desserts such as cookies, cakes, etc., as well as your favorite, special casserole dish that you would take to a picnic.

**Of course, if you are busy and cannot not bake,
MONEY IS ALWAYS ACCEPTABLE.**

If you can not come to the April meeting, please e-mail or call:

**Carole at [817-478-5355](tel:817-478-5355) or rufusnus@tx.rr.com
Joyce at [817-946-3179](tel:817-946-3179) or J1116jones@aol.com**



You're the tops!

One Day Trip to INternational Quilt Festival Houston -- 2012

\$90 for the bus, show pin, bag, ticket, and program. See the show on Sunday, November 4, 2012.

Leave Dan Dipert bus barn on Spur 303, Pioneer Pkwy in Arlington at 5:30 AM and arrive at Brown Convention Center at 10:00 AM when the show opens. We will also pick up our eastern friends in Midlothian. Board the bus in Houston, at closing, 4:00 PM. Stop for dinner on the way home and return to Arlington about 10:00 PM.

Contact Happy Johns, 817-370-7207 (or cell 817-312-8594) about reservations. The sooner you pay, the closer to the front of the bus. You are assigned a seat. Make checks payable to Happy Johns and be sure to include an email. Mail to 7325 Old Mill Run, Ft. Worth, TX, 76133.

Membership Information & Volunteer Hours

Don't forget to record your volunteer hours each month when you sign-in. This information is important to our guild's non-profit status and helpful with grant application for funding of the quilt show. Remember anything you do to promote the guild or quilting or community outreach through quilting counts.

Don't forget to renew your membership for 2012. Our guild membership year begins in January. Remember that the directory you received is a permanent one. Updates will be made to it after the beginning of the year, including new yearly information pages to replace the ones you have.

Houston Quilt Show 2012

Two day trip to Houston, November 1-2, 2012

Thursday, Nov. 1

Leave about 7:30 AM from Dan Dipert bus barn in Arlington. Stop for coffee break and then eat lunch on bus. Arrive at hotel around 12:30 PM. Arrive at show about 1:00 and pick up program, bag and show pin. Leave show around 6:00 PM and go to the Aquarium for dinner (included). Return to hotel for rest.

Friday, Nov 2

Breakfast at hotel (included in cost) then pack the bus and head to the show for the day. Leave around 5:30 PM and return to Ft. Worth about 10:00 PM.

Cost includes bus, hotel, breakfast and dinner as well as admission to show, bag, program and this year's show pin.

\$250 each for double occupancy

\$235 each for triple room

\$275 for single room

\$75 non-refundable but transferrable deposit due to hold a spot. Please fill out form at bottom and send with check.

Second payment of \$100 due by August 31, 2012 and the final payment due at the end of September.

Make checks payable to Happy Johns, send to 7325 Old Mill Run, Ft. Worth, TX, 76133.

Name _____

Roommate preference _____

Phone _____

Email _____

Guild Member Store

At this year's Festival of Quilts we will have a **Guild Members Store** to showcase our very talented members and provide an opportunity to sell hand crafted items to our show patrons. The spaces are limited and are **only for QGOA members**. Items must be **hand crafted by the members**, and the **member must volunteer to work in the booth during the show**. There are only twelve spots available so you will want to act quickly.

What: Guild Member Store

Where: At the QGOA Festival of Quilts
From 10:00 AM to 5:00 PM on May 11-12, 2012

Description: Guild members can sell their hand-crafted items to the patrons of the Quilt Festival.

Details:

- a. A guild member can rent one-half table for \$20 to display their product.
- b. Products must be made by the guild member.
- c. All items will be labeled with the assigned table identification letter and the price. The labels will be provided by QGOA.
- d. Each member renting a table will volunteer to man the store either by monitoring or serving as cashier. We will need at least 2 people to volunteer for each shift.



PEGGY'S QUILT STUDIO

2410 C SUPERIOR DR.
PANTEGO, TX 76013

817 275-4155
12PEGGY@SBCGLOBAL.NET

Shop Hours

Monday thru
Saturday

10:00 - 5:00

GUILD MEMBER STORE Registration Form

Name _____

Phone _____ Email _____

Type of Product _____

Hours I can "man" the booth: Sign up for at least 2 time slots.

Friday 10:00 - 12:30 _____

Friday 12:30 - 3:00 _____

Friday 3:00 - 5:00 _____

Saturday 10:00 - 12:30 _____

Saturday 12:30 - 3:00 _____

Saturday 3:00 - 5:00 _____

-----Cut here for your records-----

GUILD MEMBER STORE Reminder

I have agreed to man the store:

Friday 10:00 - 12:30 _____

Friday 12:30 - 3:00 _____

Friday 3:00 - 5:00 _____

Saturday 10:00 - 12:30 _____

Saturday 12;30 - 3:00 _____

Saturday 3:00 - 5:00 _____

Wounded Warrior Quilts Delivery



Soldiers' Lap Quilts

Each month, lap quilts are collected by a guild representative to present to injured service personnel and their families staying at the Brooks Army Hospital in San Antonio. Lt. col. Grant Olbrich of the US Marine Corp visited our guild in November, 2005 and said these special quilts really reach out and grab the hearts of the men and women receiving them. He assured us that neither color nor size are important. If you wish to contribute, please be sure to bring your donation along with you to any guild meeting.

Marlene Baker and Jolene Mershon presented a blue and white, queen size starquilt to Lt. Col Grant Olbrich on July 28, 2006. This was given in appreciation of his efforts in coordinating the donation of quilts for the wounded soldiers at Brooke Army Hospital. The quilt was made by Marlene Baker and quilted by Sharon Gunnels. The membership of QGOA donated money to pay for the quilting. Jolene donated the batting and Helga Smith donated the backing. Lt. Col. Olbrich was completely surprised and delighted. He said no one had ever made a quilt for him before.





Just a sampling of the many quilts our guild has lovingly made for our wounded warriors. Join our block party each month and make some blocks or an entire quilt top or finished quilt for our soldiers. It will bring joy to a soldier and joy to your heart.

Naming Your Sewing Machine

By Sheila Parry

Does your sewing machine or your quilting machine have a name? And why would you want to name your machine in the first place? I asked myself this very question following my 2 day long class where I learned how to use my brand new mid-arm quilting machine. Yes, our instructor asked us if we had a name for our machines. Some of the others had already chosen a name. I was baffled. All the way home that night I pondered what to name my mid-arm and why. Once home and unpacked I threw this idea out to my husband Art. For the next several days we tossed around all sorts of names.

Finally I came up with a name, Jethro. But hey, wait, most of the names the other ladies chose were female names. Well, I chose Jethro partly because Art and I are really big NCIS fans. I even went so far as to name my regular sewing machine Abby and my mom's sewing machine Ducky. I know, wierd.



It is neat giving them names. A name gives them a personality. Instead of going to therapy for our quilting addiction, we have someone to talk to right there in our sewing room, someone who really understands our viewpoint. I know they don't talk back to us, which is a blessing, especially when we add to our overflowing stash. And when people ask what you did all day you can say "Jethro and I made some headway on that UFO I have been working on." It is also fun to introduce our loyal companions to our friends and family. And when my husband is spending way too much time upstairs with his mistress (his computer!) I have my gigolo downstairs to spend time doing what we love to do the most -- QUILT!

Labels for Quilts

How many times have you admired a beautiful old quilt and wondered when it was made and who the quilter was? If only our ancestor quilters would have put labels on their quilts. Label your quilts so your grandchildren and others will know that beautiful labor of love was from you.

Some things to include in you labels:

- Date
- Block pattern name
- Your name, your town and state
- Name of the recipient
- Occasion for which the quilt is made
- Care instructions for cleaning

QUILTER'S GUILD OF ARLINGTON
2012 MEMBERSHIP REGISTRATION FORM
PLEASE PRINT!

Name _____

Spouses name _____

Address _____

City _____ State _____ Zip _____

Home _____

Cell _____

Work _____

Email address _____

Birth date (month/day) _____

Favorite color _____

Stitch group _____

Specialties _____

Membership fees:

- () Membership \$30 _____
- () New () Renewal
- () Junior Member \$15 _____
- *see standing rules for limitations
- () Senior (65- 84) \$25 _____
- () Super Senior Saver (85 and older) \$ 0 _____
- () Printed Newsletter Subscription \$10 _____
- Total _____

Cash _____ Check _____ Amount paid _____

Date _____

_____ Check the box if you do not want your information in the Guild Directory.

_____ Check the box to withhold information from the newsletter/website

Signature _____ Date _____

Please provide a photo of yourself for the directory.

QUILTERS' GUILD OF ARLINGTON

support@qgoa.org

www.qgoa.org

P.O. Box 13232

Arlington, TX 76094-0232

From Our House to Yours

Your Hometown Quilt Shop

Lone Star House of Quilts



*A Calendar
of Quilting*

*Join Us for a wonderful
weekend of
shop hopping.*

*Prizes, Free Patterns, Daily Drawings at each Shop
&
\$300 value Grand Prize Gift Basket at each Shop.*



*1210 W. Abram St.
Arlington, TX
817-277-4749*

*Just Arrived
Jo Morton &
Moda Collections*

Lone Star House of Quilts / 1210 W. Abram St., Arlington, TX 76013 / 817-277-4749

lonestarhouseofquilts@gmail.com