

THE QUILTING BEE

Quilters' Guild of Arlington

Volume XXVIII Issue 6

June 2012

June 12, 2012 QGOA Program



Pot Luck & "Quilt Work Stations - Visual Tour"

Join us June 12th for our annual Pot Luck Dinner. Please bring a salad or potluck food item to share. The board will provide desserts.

Every Quilter I know wages a constant battle to keep their stash accessible and under control. Being organized is often a constant challenge for a creative quilter.

"Quilt Work Stations - Visual Tour" program gives you an insight to how our members' organize their workspace, storage and lighting. Whether they have an entire room or a small area devoted to quilting, all work spaces can be made efficient and comfortable to suit each quilter.



Wounded Warrior Quilts

We had 15 Wounded Warrior quilts that were turned in and all of these will be taken to Brooke Army Hospital over Memorial Day weekend. A special thanks to Carol Ramsey for taking the quilts for the guild.

If you would like to help with this ongoing project, now is a good time to start a Wounded Warrior quilt for the next group that will be taken to Brooke. Carol is planning on taking quilts in the October/November time frame...so that should give plenty of time to get a quilt made. Remember that each month there are patriotic blocks on the Block Party table that are ready to be put into a quilt. Or you can make your own pattern.

A special thanks to each of you who made a quilt this time, or who helped with the making of a quilt. I assure you that your efforts are very much appreciated by our American Heroes who have been wounded and who are at Brooke recovering.

Meeting Location

Bob Duncan Center -- Vandergriff Park
Meetings 2nd Tuesday each month

2800 S Center St Arlington, TX 76014
Doors open at 6:30 ~ Meeting at 7:00

A Word from our President ~

Hello Quilters!

Congratulations on a great Quilt Festival. A great big THANK YOU goes to our wonderful quilt show committee headed by Judy O'Polka. Thank you, too, to our many volunteers. This event cannot happen without the volunteers. We are so excited that we were visited by many and we gained some new members. Thanks to all who entered quilts in the Quilt Festival. There were about 200 quilts including the Ronald McDonald challenge and miniature quilts. Congratulations to all the ribbon recipients. We will get a full report at our guild meeting in June.

At the June meeting we will have a potluck dinner and check out the work spaces of some of our members. That sounds like a fun and relaxing way to follow-up the hectic past few months. Be sure to seek out and meet the new members at that time. The rest of the guild year is full of great speakers and workshops in which you will surely want to participate. You can check those out on www.QGOA.org.

Well, I head out for vacation tomorrow. I will work on my English paper piecing quilt that I started on the 2008 vacation. I plan, hopefully, to have it in the next quilt festival.

Fondly,

Randa

June Meeting Don't Forget to Bring:

**Name Tag Show & Tell Items
Block Party, Linus, Patriotic Blocks
President's Block, Challenge or Swap Items**

**Refreshments - Potluck - Board Members bring dessert
Safe Haven -
Women's underwear**



June Birthdays

Kandy Garrett ~ 4

Annis Clapp ~ 5

Etta Miller ~ 8

Pamela Dempsey ~ 11

Denny Cornett ~ 14

Susan Corbett ~ 14

David Mowery ~ 15

Larry Denning ~ 16

Pamela Pape ~ 17

Daniece Clark ~ 21

Helen Gardner ~ 26

Carolyn Troupe ~ 29

Robbie Colley ~ 30

Jennifer Rike ~ 30

2012 Programs At A Glance

June 12	Pot Luck & "Quilting Work Spaces"
July 10	Nova Montgomery - "A Century of Progress"
August 14	Rulers Rule & Nifty Notions - Work Station Demo's
September 11	Laura Wasilowski - Art Quilts: The Musical
September 12	Workshop -Laura Wasilowski - "Tiny Homes"
October 9	Jaye McLaughlin - Quilt Storytelling
November 13	Jodi Barrows - "Novel Series" Trunk Show
November 14	Workshop - Jodi Barrows - "Prairie Claw"
December 11	Brown Bag & Pot Luck

***Early registration recommended for Workshops!
Look for the list at the Program area at each meeting!***

WORKSHOP REGISTRATION FORM

(Please use this form to register for all upcoming workshops. You may photo copy this form).

Name: _____

Address: _____

City: _____ State: _____ Zip: _____

Phone # _____ E-Mail Address: _____

Workshop Desired: _____
Cost is \$40.00/members \$45/non-members - Form of Payment (circle one) Check Cash

Payment must be received to hold your space in the workshop. Enrollment is on a first come first serve basis. Please send your registration form with full payment to: QGOA (Quilters' Guild of Arlington), P.O. Box 13232, Arlington, TX 76094-0232.

Please make all checks payable to QGOA. Also, you must sign-up with Susan FitzGerald. Supply lists will be listed in the newsletter at the www.GQOA.org website or look for list at the Guild meeting.

Workshops are held at Pleasant Ridge Church of Christ Family Pavilion in Arlington. Located at I20 & Little Road NW of the Southwest Plaza Shopping Center.

Coming Attractions!

The Chicago World's Fair of 1933 and Its Quilt Contest

A great exposition was held in Chicago in 1933 to celebrate the city's 100th anniversary. "A Century of Progress" was selected as the theme of the Fair to highlight advances in science and technology during the previous 100 years. Scientific exhibits of all kinds were set up. New inventions such as the television were seen by the public for the first time. Foreign nations came and had pavilions to exhibit their culture, history, foods and products. Manufacturers took the opportunity to set up displays and advertise their wares.


The Fair was a success that created great memories for the millions who attended.

Sears, Roebuck, and Company, the nation's largest retailer, was based out of Chicago. They built a pavilion at the fair that diagrammed their shipping and delivery systems (since most of their business was mail order) and a comfortable place for visitors to rest. On the mezzanine level visitors could view the winners of the Sears National Quilt Contest.

Almost 25,000 people entered quilts in this contest! Find out why. What was the motivation for this tremendous response?

In this program Nova Montgomery takes you back in time to see the background in our country leading up to the fair, the factors that contributed to the enormous participation, some of the quilts made for the fair, and the people who made them.

"Let's go to the Fair!"



Hello,

My name is Patricia Eckstrom. I am your Donation Quilt Representative for 2012. Our 2012 donation quilt recipient will benefit Safe Haven, an abused women's shelter in Arlington.

A great big thank you to Liz Cooper for being me last month. Thank you also goes to the following members who helped with the Spring Fling: Sheila Kinsey, Leila Kinsey, Elaine Grasher, Cindy Bergman, Flossy Loop, Carol Ramsey, Janice Mowrey, Randa Dillon, Elizabeth Carr, Judy Liston, Billie Brecheen, and Janice Farris.

Thank you to all the members who turned in their tickets last month. Remember if you turn in your tickets you get a Fat Quarter.

My mom is doing much better and has finished a quilt top and started another in the last two weeks.

Thanks!



2012 Board Spotlight Sheila Parry

This month's spotlight is our very own Newsletter Editor, Sheila Parry. Sheila has been quilting 23 years. Before quilting Sheila spent many hours candlewicking. She made pillows, Bible covers and eventually branched out to baby quilts. Her first quilt was "Twas the Night Before Christmas", a double size quilt with blocks she designed from coloring books and candlewicked.



Several years later Sheila entered the world of piecing tops from scraps. Her first quilt class was a water color class. She has learned a lot from Ami Sims, Lynn Roddy Brown and Maggie Ball's trunk shows, workshops and books. Her favorite class in the last few years has been the Twisted Sister class with Ami Sims. Paper piecing has been the easiest technique to master while applique has been the most difficult. She would really like to learn how to applique by hand and machine. The Twisted Bargello is a fun pattern with so many variations. Her favorite tools are the Omni ruler, Rotary Cutter and the hair clips for "pinning" the binding.

If the fabric is a floral with purples, teal, pinks, mauves Sheila will be drawn to it. She is warming up to batiks and some novelty fabrics.

Sheila's signature style is memory quilts. She loves to make quilts that are unique, one of a kind and have lots of meaning for the person receiving the quilt. Creating beautiful quilts for warmth and enjoyment is what Sheila loves the most about being a quilter.

Sheila also loves to candlewick, scrapbook - both traditional and digitally, card making and knitting with Easy Knitter looms. She would also like to learn photography in the future. She also loves to work puzzles and play games especially Settlers of Catan.

Sheila has been married to our webmaster, Art, for almost 31 years. They have one son, AJ, whom they homeschooled all 12 years. AJ is married to a beautiful girl named Faith and they live in KY with their two dogs Dixie and Baron. Sheila is active in her church and is the church Librarian. She is also lead clerk during Early Voting in Tarrant County. She enjoys reading Historical Romance novels as well as WWII and Holocaust history. Sheila loves to listen to books on CD while traveling or while sewing.



Guild Calendar

June 5 - Board Meeting - 6:30 PM

June 12 - Potluck & "Quilting Work Spaces"

July 3 - NO BOARD MEETING!

July 10 - Guild Meeting - 7:00 PM
Nova Montgomery

Aug 7 - Board Meeting - 6:30 PM

Aug 14 - Guild Meeting
Rulers Rule & Nifty Notions

Sunshine & Shadow

Last month ~

- * Helen Gardner passed away
- * Pearl Nettles' mother passed away - she was also Annette DeBose' grandmother.
- * Randa will be on vacation this month.



Membership News

*****REMINDER*****

Don't forget to renew your membership for 2012 and pay your dues for the new year. Membership form on page 23. You don't want to miss all the interesting speakers and exciting new workshops, retreats, and fun!

Quilt Mercantile
EST. 2002

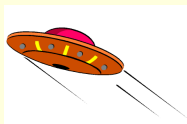
Better Fabrics Quilt Sampler
FEATURED SHOP 2011

Check out our Retreat Center: Quiltacious Quarters
4900 sq. ft. for up to 24 ladies. Designed for quilters by quilters
www.quiltaciousquarters.com

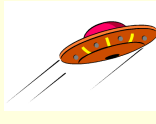
- One of the LARGEST QUILT STORES in Texas with over 5,400 sq. feet of Rustic Charm!
- Awesome quilt classes and retreats!
- Celebrating 10 years in Celeste, TX!

215 Hwy 69 N
903-568-USEW (8739)
www.quiltmercantile.com
Store Hours: Tues.-Fri. 9-5 & Sat. 9-3

Representative for
Handi Quilter
Designed by a Quilter, for Quilters.®



LAND YOUR UFO's in 2012



Every time you bring a finished quilt to show off at a guild meeting that was begun prior to 2012, sign Nancy's "Finished UFO Book". At the December meeting, she will draw a name from the book's entries and the winner will receive a gift certificate. The more UFOs that you finish, the more chances you will have to win!

Now you have no excuse, **FINISH THOSE UFOs!**

A great photograph can be the difference between acceptance in a show or not.

quilt photography

\$34.00 per session

for more info -

annetteplogphotography.com

217-548-7054



annette plog
photography



*A thank you to Magnolia
Quiltworks
for hosting the
2012 Donation Quilt!*

You are invited
to attend

Cedar Hill Quilters Guild
Monday, June 11th meeting

Featuring ~
Richard Larson
"Trunk Show By Richard Larson, Master
Quilter"

No entry fee
Come as their guest

Cedar Hill Recreation Center
310 E Parkerville Rd
6:30 PM

This meeting will begin at 6:45 to give
Richard plenty of time for his program.

Project Linus

Dear Members,

Many Thanks to all who donated at the May meeting, and Liz Cooper, super-liaison! QGOA has been a big supporter for many years, helping so many babies and children. A mother who received one of our quilts for her baby once said how she "hadn't two nickles to rub together at that time," and said how it heartened and helped her, and how much it meant. She wanted to pay it forward, and what a testimony that was for all of us!

Our ever present wish list is for finished quilts, or tops and backs, measuring 40" x 44", blocks and UFOs, quilt pins, white or neutral double duty thread, stamps, and cash (for backing & batting).

God bless all of you.

Much love,

Susan Buckner

Events Around the State of Texas

Jun 8-9

"Splish Splash"

Irving, TX

www.irvingquiltguild.com

Jun 14-16

NQA 43rd Annual Quilt Show

Columbus, OH

www.nqaquilts.org/2012show

Jul 20-21

"Texas Quilt Round-Up"

Midlothian, TX

www.elliscountyquilters.com

Aug 25

11 am - 4 pm

Quilt Study Day in Waxahachie

"Characteristics of Late 19th

Century Pennsylvania Quilts"

Ellis County Woman's Bldg

512-847-8037 Kitty Ledbetter

www.lonestarquiltstudygroup.org

Oct 5-7

"Louisiana Legacy"

Red River Quilt Show

www.redriverquilters.com



**Fabricologist
Resource
Center.....**

....now doesn't that sound
more impressive than
fabric stash?!

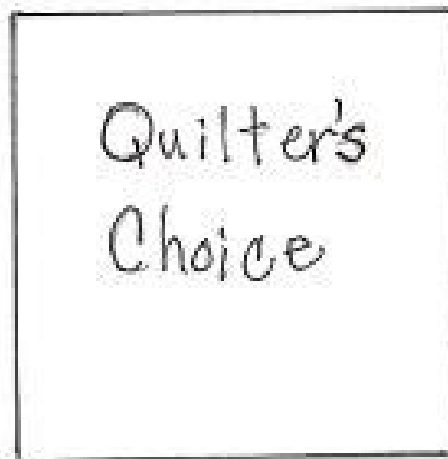
Just in.....

2013 Quilt Festival Theme is.....

"ALL THINGS GREEN"

2013 Quilt Show Chairman - - Judy O'Polka

Block Party 2012
July
Red White and Blue
Quilter's Choice

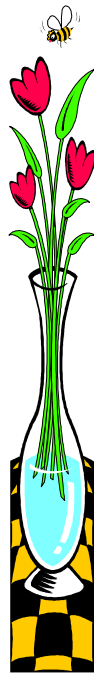
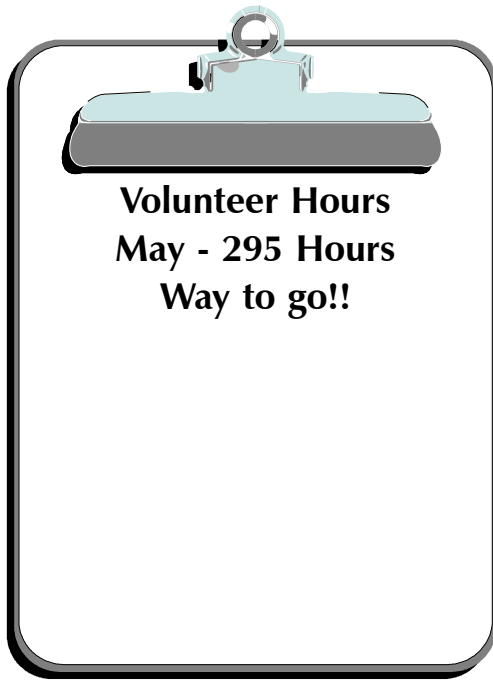


**Use your favorite block pattern to make this months
Block Party block in Red, White and Blue.**

Patriotic/Wounded Warrior Block

Make the same block

**Linus Block—Use 2 ½ inch squares to make 9 patch
blocks.**




A Big Shout Out of Thanks!!!

...goes to these quilt shops that are selling tickets for the 2012 donation quilt!

Lone Star House of Quilts
 Magnolia Quiltworks
 Peggy's Quilt Studio
 Quilt Among Friends

Thank you for all your support!

Patricia Eckstrom
 Donation Quilt Representative



Show & Tell

Date: _____ Name: _____

Name of Quilt: _____

Maker & Quilter: _____

Description: _____

Friendship Stitchers' Donation to Safe Haven and Meals on Wheels



Each year for many years, the Friendship Stitch Group has made a quilt to be given away. This year we decided to hold a "silent auction" for the quilts which we made in 2010 and 2011. The quilt, "Sit Quielty and Smell the Flowers", affectionately known as "Ferdinand", was won by Lisa Erlandson. The other quilt, "River Tales of Arlington", made for a quilt show in Heidelberg, Germany, was won by Elaine Grasher.

We decided to donate the proceeds to Meals on Wheels and Safe Haven. On April 19, representatives of those organizations, Denise Harris and Valerie Salter, came to the Friendship Stitchers meeting to receive their checks. They are pictured above with Jean Dodson, member of Friendship Stitchers.



Custom Quilters
Long Arm Quilting
Mark Clark ~ Arlington

Guild Members
15% Off

Discount on Quilting Service & Batting
Charity Quilts No Charge as time permits

Custom Quilters
believes your quilt we are working on
is the most important quilt in the world!
Each quilt gets individual, undivided attention

682-241-1349
info@customquilters.com

**Check our Website for
NEW Designs**
www.CustomQuilters.com

Randa's President Block

9" Block



Friendship Star

Fabric

For this Friendship Star Block use a bright fabric and a paler coordinating fabric with good contrast. You can use either fabric as the focus or background. I would like both kinds of blocks.

focus fabric

background fabric

Cutting the fabric

This Block requires:



one 3 1/2" square of the focus fabric



four 3 1/2" squares of the background fabric



two 4" x 4" squares of the focus fabric



two 4" x 4" squares of the background fabric



Piecing the Block



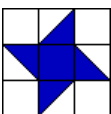
- 1) Layer one focus 4" x 4" square and one background 4" x 4" square with right sides together, lightest of the two fabrics on top. Lightly draw a straight line diagonally.
- 2) Sew 1/4" on both sides of the line and then cut on the drawn line. Do this for both pairs of focus/background 4" x 4" squares.
- 3) Press seams to darker fabric.
- 4) Square up each of the 4 half-square triangles to 3 1/2" x 3 1/2".



- 5) Piece two of the half square triangle components with the 3 1/2" focus fabric square as shown to create the center row unit of the Block. Press the seams in toward the center square.




- 6) Create the upper and lower Block rows by piecing together one of the half square triangle Blocks with two of 3 1/2" background squares as shown. Press the seams out toward the background squares.



- 7) Piece the three Block rows together as shown to create the finished Block. Press the seams toward the outside edge of the Block. The finished Block should measure 9 1/2" inches square which includes a 1/4" seam allowance on all sides.

These blocks will be given to Randa at the June 2012 guild meeting.



MAY SHOW & TELL

JoAnn McArthur	Around the World - Maker: JoAnn McArthur Quilter: Kelli Davis
Randa Dillion	Thanks For Making the Coffee - Maker & Quilter: Randa
Lauren Crespo	Tiffany's Graduation Quilt - Maker: Lauren Crespo Quilter: Donna Akins
Del Jeanne Mathews	Sunday Sampler - Maker: Del Jeanne Mathews Quilter: Eirene Mathews
Judy Liston	Let Your Light Shine - Maker & Quilter: Judy
Emily Roney	Wholecloth Miniatures - Maker & Quilter: Emily
Elizabeth Cooper	4 Patch - Maker: Sandra Hughes Quilter: Janice Farris 30's Dog - Maker & Quilter: Unknown Fabric donated by Peggy from Peggy's Quilts

QUILT SHOW UPDATE

Attendance: Friday ~ 248 Saturday ~ 317

We had 152 Quilts entered plus 18 Ronald McDonald quilts and 23 Susan G. Komen Miniature quilts for a grand total of 193 quilts displayed in our show!

We have 19 new guild members that joined at the show.
We had approximately 70 volunteers.

Our Susan G. Komen Miniature Auction bids totaled \$ 733.
Our profit from this year's show is \$ 2,639.97!



**FOR
SALE**

BERNINA ARTISTA 180 \$ 750!

Bernina sewing machine with embroidery module, embroidery hopps, hard shell carrying case, sewing/extension table, knee lift, foot control, 6+ feet, 6+ software cds.

Great condtion, serviced less than 1 year ago.

Contact ~ Sherry Livingston
817-561-2644

~ Challenges ~


12" X 12" Block Challenge

Denny has given us a new challenge for the 12" X 12" blocks -- **Silhouette**.

The blocks are due at the June guild meeting.

There were 16 blocks turned in for the first challenge - the Wine Challenge. Everyone did a great job on them.

Magnolia Quiltworks




*....where friends & quilts
come together*

Monthly Clubs

Novel Quilters Book Club- 2nd Fridays
Wool-works - 4th Tuesdays

Open Tuesday - Friday 10:00 - 5:00
Saturday 10:00 - 4:00
Closed Sunday & Monday




Guild Refreshments



- January: C, T
- February: H, V
- March: M
- April: S, Z, E
- May: A, D
- June: POTLUCK (Board-Desserts)**
- July: G, L
- August: B, K, O
- September: F, I, J, Q
- October: N, P, R
- November: T, U, W, X, Y
- December: POTLUCK (Board-Desserts)

Please help at the membership table, signing in and greeting members and guests during you assigned month. Please mark your calendars.

For Late Breaking QGOA News

You'll always know the latest information when you join the QGOA Yahoo Group; its quick and easy. Go to the guild home page at www.QGOA.org and click on the link. If you have any questions, please contact Carolyn Hill at sportsfn@swbell.net




IN CASE OF INCLEMENT WEATHER:


IN GENERAL, WILL DO WHAT THE UNIVERSITY OF TEXAS OF ARLINGTON DOES. IF THEY CANCE EVENING CLASSES WE WILL CANCEL GUILD AND BOARD MEETINGS.



Meet & Greet

One of the exciting things about being a member of the guild is meeting new people. Let's strive to introduce ourselves to visitors and new members this year. Also, get to know some of the current members you have never met. Perhaps inviting someone for desert and coffee or to join you at your next stitch group meeting.

Be Courteous to our Speakers and Members



and TURN OFF your CELL PHONES during the meetings!

Safe Haven Donations

We will continue to accept travel size toiletry items throughout the year. ALL items should be new and unused including toiletries.

- January: Diapers, baby wipes
- February: Children's socks
- March: Children's underwear
- April: Shampoo, brush, comb, etc.
- May: Toothbrush, toothpaste, floss

June: Women's underwear

- July: Feminine hygiene products
- August: School Supplies
- September: Soap and towels
- October: Prepackaged snacks - Granola bars, Goldfish crackers, etc.
- November: Children's toys
- December: Mittens, scarves or hats



Golden Spool
 We are still taking nominations for Golden Spool. We will award the next Golden Spool in June. Turn your nominations in to Nancy Spell.

QGOA Executive Board & Standing Committees - 2012

Executive Board

President	Randa Dillon
Vice President	Susan FitzGerald
Secretary	Barb Cain
Treasurer	Dwain Edwards
Parliamentarian	Libby McDuffie

Standing & Appointed Committees

Programs Susan FitzGerald

Membership Linda McPherson

Co-Membership Charlotte Humphrey

Membership asst Jolene Mershon

Guild Products Linda Dickson

Hospitality Judy Weiss

Door Prizes Malorie Harper

Volunteer Hours Judy Liston

Golden Spool Nancy Spell

Librarian Pat Madrid

Librarian asst Brenda Aigner

Greeting Peggy Billingsley

Publicity Sherry Livingston

Perm. Quilt Coll Debby Rake

Newsletter Sheila Parry

Historian Billie Breecheen

Sunshine & Shad. Elizabeth Carr

Quilt Show 2012 Judy O'Polka

Guild Activities Nancy Conner

Block Party Nancy Conner

President's Block Nancy Conner

Display Case Nancy Spell

Retreat Coord. Libby McDuffie

TAQG Rep Carolyn Troupe

Community Outreach

Ruth Callahan

Susan G. Komen Vickie Bramlet

Project Linus Elizabeth Cooper

Safe Haven Patsy Martin

Ronald McDonald Annette Debose

Pearly Nettles

Website Coordinator Peggy Billingsley

Donation Quilt 2012 Patricia Eckstrom


Donation Quilt 2013 Del Jeanne Mathews

Webmaster Art Parry art.parry@juno.com

Email address to contact officers:
support@qgoa.org
or refer to the current directory for
specific information.

STITCH GROUPS

Guild members are cordially invited to join a sewing group for fellowship and stitching. Most groups have room for new members.



Friendship Stitchers

Meets the 1st & 3rd Thursdays
10:00 a.m. at First Christian Church
Contact: Helga Smith

Etcetera Art Quilt Group

Meets @ Lone Star House of Quilts
1st Thursday of the Month
7 p.m. to 8:30 p.m.
Contact: Denny Cornett

The Piecemakers

full at this time

Meets at Bob Duncan Community Center
2nd & 4th Thursdays
6:00 p.m. to 10:00 p.m.
Contact: Linda McPherson

Sew-N-Sews

Meets @ Quilt Among Friends
1st Friday & 3rd Wednesday of the month
10 AM to 3 PM
Contact: Randa Dillon or Carolyn Bowden

Please let us know if you've formed an open group or want to do so
support@qgoa.org.



QGOA NEWSLETTER AD RATES

SIZE	1 MO	3 MOs	1 YR
1/8 page	\$7.50	\$22	\$ 85
1/4 page (3?"x4?")	\$15	\$40	\$150
1/2 page (4?"x7?")	\$30	\$75	\$ 270
1/2 page (9?"X3?")	\$30	\$75	\$270
1/2 page (back page)	\$40	\$105	\$378
1 page (7 x 9)	\$60	\$150	\$540

All ads must be print ready and fit the size requirement. Ads must be received by the 15th of the month prior to the desired publication month. **Email preferred.**

Make payments to: QGOA

Mail payments to: Sheila Parry, editor

6112 W Poly Webb Rd, Arlington, TX 76016

One Day Trip to International Quilt Festival Houston -- 2012

\$90 for the bus, show pin, bag, ticket, and program. See the show on Sunday, November 4, 2012.


Leave Dan Dipert bus barn on Spur 303, Pioneer Pkwy in Arlington at 5:30 AM and arrive at Brown Convention Center at 10:00 AM when the show opens. We will also pick up our eastern friends in Midlothian. Board the bus in Houston, at closing, 4:00 PM. Stop for dinner on the way home and return to Arlington about 10:00 PM.

Contact Happy Johns, 817-370-7207 (or cell 817-312-8594) about reservations. The sooner you pay, the closer to the front of the bus. You are assigned a seat. Make checks payable to Happy Johns and be sure to include an email. Mail to 7325 Old Mill Run, Ft. Worth, TX, 76133.

Membership Information & Volunteer Hours

Don't forget to record your volunteer hours each month when you sign-in. This information is important to our guild's non-profit status and helpful with grant application for funding of the quilt show. Remember anything you do to promote the guild or quilting or community outreach through quilting counts.

Don't forget to renew your membership for 2012. Our guild membership year begins in January. Remember that the directory you received is a permanent one. Updates will be made to it after the beginning of the year, including new yearly information pages to replace the ones you have.



PQS

PEGGY'S QUILT STUDIO

2410 C SUPERIOR DR.
PANTEGO, TX 76013

817 275-4155
12PEGGY@SBCGLOBAL.NET

Shop Hours

Monday thru
Saturday

10:00 - 5:00
Closed Sundays

***Be sure to look out for our sale e-mails.
Various sales are going to happen throughout
The Summer!***

Houston Quilt Show 2012

Two day trip to Houston, November 1-2, 2012

Thursday, Nov. 1

Leave about 7:30 AM from Dan Dipert bus barn in Arlington. Stop for coffee break and then eat lunch on bus. Arrive at hotel around 12:30 PM. Arrive at show about 1:00 and pick up program, bag and show pin. Leave show around 6:00 PM and go to the Aquarium for dinner (included). Return to hotel for rest.

Friday, Nov 2

Breakfast at hotel (included in cost) then pack the bus and head to the show for the day. Leave around 5:30 PM and return to Ft. Worth about 10:00 PM.

Cost includes bus, hotel, breakfast and dinner as well as admission to show, bag, program and this year's show pin.

\$250 each for double occupancy

\$235 each for triple room

\$275 for single room

\$75 non-refundable but transferrable deposit due to hold a spot. Please fill out form at bottom and send with check.

Second payment of \$100 due by August 31, 2012 and the final payment due at the end of September.

Make checks payable to Happy Johns, send to 7325 Old Mill Run, Ft. Worth, TX, 76133.

Name _____

Roommate preference _____

Phone _____

Email _____

Quilt Show Set-Up and Take-Down

Many thanks to all of you that showed up to set up our wonderful show. Extra thanks to those husbands, sons and grandsons! It went so smoothly and it turned out great - because each of you made it so!

Libby

Celebration Blocks

You saw them at the Festival of Quilts...did you have one hanging? Details are on our website and if you have any questions, contact Libby - LibbyMc137@aol.com for details.

Donation Quilt for Ovarian Cancer Online Quilt Auction

We are making a quilt to honor guild member, Lynne Pennington, who is in hospice care after many years of suffering through multiple treatments for ovarian cancer. The quilt will be donated to the MD Anderson Ovarian Online Quilt Auction in 2013. If you are interested in making a star block please contact either Kancy Garrett - garrett2125@SBCglobal.net or Libby McDuffie - LibbyMc137@aol.com for details.

Ovarian cancer will be diagnosed in about one out of 55 women (approximately 1.8%). Ovarian cancer counts about 3% of all cancers in women. Ovarian cancer symptoms are often not taken seriously because they are similar to other women's bodily complaints. Any feelings of vague abdominal discomfort, bloating or back pain and if experienced almost every day and persist for weeks, could be an early warning of Ovarian cancer and should be brought to your doctor's attention. For more information: www.ovarian.org. National Ovarian Cancer Coalition 1-888-Ovarian (1-888-682-7426) toll free information and help line www.ovariancancer.com.

Gilda Radnar Familial Ovarian Cancer Registry.

Quilting with Machines

Join us for our 6th year of offering machine quilting classes in a beautiful relaxing setting.

We have teachers who are some of the best in the business. Quilting with Machines is not just about longarm quilting. Along with longarm classes, we offer classes for midarm and domestic machine quilting with wonderful national teachers as well. We also offer several beautiful piecing classes for those of you who are not quite ready to make the jump to machine quilting.

Our venue also offers a quilt show that is just for machine quilters and a vendor mall with lots of tools, patterns, and gadgets for quilting as well as some very interesting fabrics.

Class registration is open and the small hands on classes fill quickly, early registration is encouraged. Quilting with Machines website is www.quiltingwithmachines.com

Join me at QwM 2012
September 19-22, Classes, Classes, Classes!
September 20-22, Quilt Show and Vendor Mall
Sawmill Creek Resort and Convention Center in Huron, Ohio

ODE TO MY WIFE THE QUILTER

Author Unknown

She learned to quilt on Monday.
Her stitches were very fine.
She forgot to thaw out dinner,
So we went out to dine.

She quilted miniatures Tuesday.
She says they are a must.
They really were quite lovely,
But she forgot to dust.

On Wednesday, it was a sampler.
She says the stipplin's fun.
What highlights! Oh what shadows!
But the laundry wasn't done.

Her charm quilt was on Thursday.
Green patches, blue and red.
I guess she really was engrossed:
She never made the bed.

It was wall hangings on Friday,
In colors she adores.
But she never seemed to notice
The crumbs on all the floors.

I found a maid on Saturday!
My week is now complete.
My wife can quilt the hours away:
The house will still be neat.

Well, it's already Sunday.
I think I'm about to wilt.
I cursed, I raved, I ranted --
The maid has learned to quilt!

QUILTERS' GUILD OF ARLINGTON

support@qgoa.org

www.qgoa.org

P.O. Box 13232

Arlington, TX 76094-0232

From Our House to Yours

Your Hometown Quilt Shop

Lone Star House of Quilts



Spread the News!

*We've been named
a
Top Shop!
by
Quilt Sampler
Magazine*



**Watch for the Fall Issue of Quilt Sampler
Lone Star House of Quilts and our
Barrister's Logic Quilt will be featured.
Coming soon: A Celebration, Events & More!**



Lone Star House of Quilts / 1210 W. Abram St., Arlington, TX 76013 / 817-277-4749

lonestarhouseofquilts@gmail.com