



THE QUILTING BEE

Quilters' Guild of Arlington

Volume XXVIII Issue 7

July 2012

The Chicago World's Fair of 1933 and Its Quilt Contest

A great exposition was held in Chicago in 1933 to celebrate the city's 100th anniversary. "A Century of Progress" was selected as the theme of the Fair to highlight advances in science and technology during the previous 100 years. Scientific exhibits of all kinds were set up. New inventions such as the television were seen by the public for the first time. Foreign nations came and had pavilions to exhibit their culture, history, foods and products. Manufacturers took the opportunity to set up displays and advertise their wares.


The Fair was a success that created great memories for the millions who attended.

Sears, Roebuck, and Company, the nation's largest retailer, was based out of Chicago. They built a pavilion at the fair that diagrammed their shipping and delivery systems (since most of their business was mail order) and a comfortable place for visitors to rest. On the mezzanine level visitors could view the winners of the Sears National Quilt Contest.

Almost 25,000 people entered quilts in this contest! Find out why. What was the motivation for this tremendous response?

In this program Nova Montgomery takes you back in time to see the background in our country leading up to the fair, the factors that contributed to the enormous participation, some of the quilts made for the fair, and the people who made them.

"Let's go to the Fair!"



Dinner with Nova Montgomery!!

Prior to our July guild meeting we will be having dinner with Nova Montgomery and everyone is invited!

Tuesday, July 10th at 5:00 PM

Jason's Deli on I-20 service road

Meeting Location

Bob Duncan Center -- Vandergriff Park

2800 S Center St

Arlington, TX 76014

Meetings 2nd Tuesday each month

Doors open at 6:30 ~ Meeting at 7:00

A Word from our President ~

Hi Ya'll,

I enjoyed our last guild meeting. Thanks to all who brought food and helped set up. The food was delicious, the fellowship great and the "Sewing Space" slide show was a lot of fun. Some of ya'll have too much fabric-HA, HA! Maybe I should say, we have some rather large collections of fabric.

How is your summer going? Have you taken any trips? Have you done any sewing? Have you had visitors? Have you read any books? I can say yes to all those questions. My husband and I spent a few days in South Padre Island. I just love the ocean. I have done some sewing, my daughter the family visited for Father's Day and just I finished reading Exit Wounds by J.A. Jance.

I will be leaving on July 2 for a mission trip to Argentina. I am quite excited about it. I will return July 11. I will miss the guild meeting but Susan FitzGerald will be presiding. Thank you Susan!

Will see you in August,

Randa

July Meeting Don't Forget to Bring:

**Name Tag Show & Tell Items
Block Party, Linus, Patriotic Blocks
President's Block, Challenge or Swap Items**

**Refreshments - G, L
Safe Haven -
Feminine Hygiene Products**

July Birthdays

Flossy Loop ~ 1

Rose Redding ~ 3

Dottie Hughes ~ 5

Elaine Grasher ~ 6

Marcia Brenner ~ 6

Valerie McCoy ~ 7

Sabina Thompson ~ 12

Tammy Reidy ~ 12

Ruth Callahan ~ 15

Sherry Smoot ~ 16

Susan Sloan ~ 20

Judy Weiss ~ 21

Susan Reinartz ~ 23

Marion Neftt ~ 24

Ella Rushing ~ 25

Carole Armstrong ~ 29

Pat Voss

2012 Programs At A Glance

- July 10 Nova Montgomery - "A Century of Progress"
- August 14 Rulers Rule & Nifty Notions - Work Station Demo's
- September 11 Laura Wasilowski - Art Quilts: The Musical
- September 12 Workshop -Laura Wasilowski - "Foul Play: Birds with no Egrets"
- October 9 Jaye McLaughlin - Quilt Storytelling
- November 13 Jodi Barrows - "Novel Series" Trunk Show
- November 14 Workshop - Jodi Barrows - "Prairie Claw"
- December 11 Brown Bag & Pot Luck

***Early registration recommended for Workshops!
Look for the list at the Program area at each meeting!***

WORKSHOP REGISTRATION FORM

(Please use this form to register for all upcoming workshops. You may photo copy this form).

Name: _____

Address: _____

City: _____ State: _____ Zip: _____

Phone # _____ E-Mail Address: _____

Workshop Desired: _____
Cost is \$40.00/members \$45/non-members - Form of Payment (circle one) Check Cash

Payment must be received to hold your space in the workshop. Enrollment is on a first come first serve basis. Please send your registration form with full payment to: QGOA (Quilters' Guild of Arlington), P.O. Box 13232, Arlington, TX 76094-0232.

Please make all checks payable to QGOA. Also, you must sign-up with Susan FitzGerald. Supply lists will be listed in the newsletter at the www.GQOA.org website or look for list at the Guild meeting.

Workshops are held at Pleasant Ridge Church of Christ Family Pavilion in Arlington. Located at I20 & Little Road NW of the Southwest Plaza Shopping Center.

Coming Attractions!

August 14, 2012 Program "Rulers Rule & Nifty Notions"

Join us at the August meeting for our demo night. This is a fun event where a number of members volunteer to share their expertise at different workstations set up around the center. It's a time for sharing, learning, and mingling with fellow guild members. Thank you to our members who volunteered to demonstrate various rulers and notions.

Denny Cornett - Discover the exciting quilting adventure of X-Blocks! With the *X-Blocks® Rotary Cutting Tool* by Quilt Queen, you can create dozens of spectacular designs that look complex but are incredibly quick and easy!

Jolene Mereshon- Joen Wolfrom's ingenious *3-in-1 Color Tool*, gently guides you through color understanding and how to approach your next quilt, needlework or craft project. Easy steps to imaginative color is now at your fingertips.

Libby McDuffie- Deb Tucker's the *Wing Clipper* tool is for trimming down flying geese units. It offers 10 sizes ranging from 1/2 by 1 inch to 5 by 10 inches. It also eliminates the need to cut the dreaded 7/8 of an inch utilizing only whole and half increments to construct this popular unit.

Janice Mowery - Paper Piecing Add-A-Quarter/Eighth Rulers designed by George Siciliano and the Add-A-Quarter Ruler by CM Designs. The rulers with their specially designed lip, automatically adds the seam allowance to your foundation piecing with any angle and provides a straight edge for your rotary cutter!

Charlotte Humphrey - Rotary cutting templates for *Winding Ways aka Wheel of Mystery* quilt. This template is for enthusiasts of this type of illusionary pattern, and for quilters who like to draft new and unusual versions of conventional quilt patterns.

A couple of the beautiful quilts from our quilt show this year.





2012 Board Spotlight

Judy Weiss

Judy Weiss is our hospitality chairwoman. Judy has been quilting just three years! She took her first class at Magnolia Quiltworks and made a crib size quilt for her grandson. In this first quilt she learned to make flying geese, 8 point stars, four patch, churn dash and pin wheels. Since Judy is new to quilting she doesn't have a favorite designer. She hasn't found a style or theme to call her own yet either.



Piecing has been the easiest technique for Judy to master so far while machine quilting is the most difficult. Judy like the Hunter Stars because of the way they come together. Her favorite colors are blues and yellows but she seems "to make a lot of red, white and blue!" She likes florals, small prints and novelty fabrics. Her favorite tool so far is the Quilters Rule and Quick Quarter 2 for making half square triangles.

Judy likes the sewing and creating that is quilting and likes making something someone will enjoy and use. While making her second pieced quilt, Judy's granddaughter saw it and said, "Is it mine?" Judy said, "Of course!" She finished quilting it and gave it to her for her fifth birthday.

Judy also enjoys working with yarn via knitting and crocheting.

Judy is married and has three children, two grandchildren and four sisters. Judy also enjoys traveling, golfing, cooking and reading.

When you see Judy this month be sure and wish her a very Happy Birthday, which is the 21st!

Happy Birthday Judy!!



Guild Calendar

July 3 - NO BOARD MEETING!
July 10 - Guild Meeting - 7:00 PM
Nova Montgomery

Aug 7 - Board Meeting - 6:30 PM
Aug 14 - Guild Meeting
Rulers Rule & Nifty Notions

Sep 4 - Board Meeting - 6:30 PM
Sep 11 - Guild Meeting - 7:00 PM
Laura Wasilowski
Sep 12 - Workshop
"Fowl Play: Birds with no Egrets"

Membership News

*******REMINDER*******

Don't forget to renew your membership for 2012 and pay your dues for the new year. Membership form on page 23. You don't want to miss all the interesting speakers and exciting new workshops, retreats, and fun!

Sunshine & Shadow

- * Randa will be on vacation this month.
- * Judy Liston had surgery last month.
- * Pearl Nettles' mother who was also Annette DeBois' grandmother, passed away last month.



Quilt Mercantile
EST. 2002

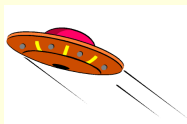
Better Homes & Gardens
Quilt Sampler
FEATURED SHOP 2011

Check out our Retreat Center: Quiltacious Quarters
4900 sq. ft. for up to 24 ladies. Designed for quilters by quilters
www.quiltaciousquarters.com

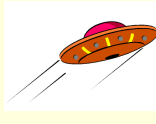
- One of the **LARGEST QUILT STORES** in Texas with over 5,400 sq. feet of Rustic Charm!
- Awesome quilt classes and retreats!
- Celebrating 10 years in Celeste, TX!

215 Hwy 69 N
903-568-USEW (8739)
www.quiltmercantile.com
Store Hours: Tues.-Fri. 9-5 & Sat. 9-3

Representative for
Handi Quilter
Designed by a Quilter, for Quilters.®



LAND YOUR UFO's in 2012



Every time you bring a finished quilt to show off at a guild meeting that was begun prior to 2012, sign Nancy's "Finished UFO Book". At the December meeting, she will draw a name from the book's entries and the winner will receive a gift certificate. The more UFOs that you finish, the more chances you will have to win!

Now you have no excuse, **FINISH THOSE UFOs!**

A great photograph can be the difference between acceptance in a show or not.

quilt photography
\$34.00 per session

for more info -
annetteplogphotography.com
217-548-7054



annette plog
photography



*A thank you to Magnolia
Quiltworks
for hosting the
2012 Donation Quilt!*

Celebration Blocks

You saw them at the Festival of Quilts...did you have one hanging? Details are on our website and if you have any questions, contact Libby - LibbyMc137@aol.com for details.

Donation Quilt for Ovarian Cancer Online Quilt Auction

We are making a quilt to honor guild member, Lynne Pennington, who is in hospice care after many years of suffering through multiple treatments for ovarian cancer. The quilt will be donated to the MD Anderson Ovarian Online Quilt Auction in 2013. If you are interested in making a star block please contact either:
Kancy Garrett - garrett2125@SBCglobal.net or
Libby McDuffie - Libby Mc137@aol.com for details.

Project Linus

Dear Members,

Many thanks to all our donors so far this year. Your support is such a big help, and is very much appreciated.

Our wish list is simple. We need 40" x44" tops. They "fuel" our assembly line meetings. My sewing machine has been in the shop, and I'm so far behind and need help! As always, please stick your return address labels on a piece of paper and pin to the top (or quilt or whatever).

I really miss attending meetings, especially the dinners. Word is, it was mighty good! (As always!)

God Bless & Keep You & Yours!

Much love,
Susan Buckner

Events Around the State of Texas

Jul 20-21

"Texas Quilt Round-Up"
Midlothian, TX
www.elliscountyquilters.com

Oct 5-7

"Louisiana Legacy"
Red River Quilt Show
www.redriverquilters.com

Aug 25

11 am - 4 pm

Quilt Study Day in Waxahachie
"Characteristics of Late 19th
Century Pennsylvania Quilts"
Ellis County Woman's Bldg
512-847-8037 Kitty Ledbetter
www.lonestarquiltstudygroup.org

Sunshine and Shadow

Call or email Elizabeth Carr about events, illnesses, surgeries, weddings or deaths that you would want to share in the Newsletter.

Phone: 817-375-1601

Email:

elizabeth.carr@slycat.org

Just in.....

2013 Quilt Festival Theme is.....

"ALL THINGS GREEN"

2013 Quilt Show Chairman - - Judy O'Polka

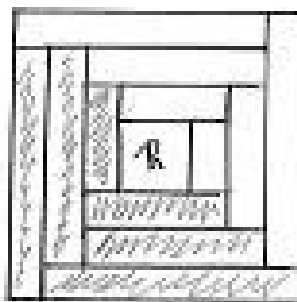
Block Party 2012

August

Log Cabin

Reds with Black (6) and

Blacks/grays with white (6)



1. Cut a 3 ½ inch square of solid red.

Cut 2 inch wide strips from each of the 12 fabrics. If you use fat quarters you will need two strips of the fabric for the last 2 rounds.

Start with the red square. Stitch the square to your first red color. Trim and press the seam. Stitch this piece to your 2nd red color. Trim and press. Repeat the Trim and Press each time. Each time you will be turning clockwise and stitching on the next side. Now use the Black and stitch the piece to the black. Repeat on the next side, then switch to the red twice and then back to the black. You will have 3 rows on each side when you finish. Square the block up to 12 ½ inches.

Patriotic/Wounded Warrior Block

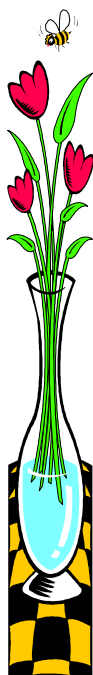
Make the same block in red and white or blue and white.

Linus Block—Use 2 ½ inch squares to make 9 patch blocks.



Volunteer Hours
May - 295
June - 76 and
14 people signed up

June Guild Meeting
45 Members
1 New Member
3 Visitors




A Big Shout Out of Thanks!!!

...goes to these quilt shops that are selling tickets for the 2012 donation quilt!

- Magnolia Quiltworks
- Peggy's Quilt Studio
- Quilt Among Friends
- Lone Star House of Quilts

Thank you for all your support!

Patricia Eckstrom
 Donation Quilt Representative



Show & Tell

Date: _____ Name: _____

Name of Quilt: _____

Maker & Quilter: _____

Description: _____

GiardinieraTime:

Recipe from Libby McDuffie
1 hour, plus 3 days pickling

- 4-6 Serrano or jalapeno chiles, thinly sliced, keep seeds
- 2 red or yellow sweet peppers cut into 1/2 inch pieces
- 2-3 celery ribs, cut into 1 inch pieces, or julienned
- 4-6 carrots, cut into 1 inch pieces or julienned
- 1 large. Cauliflower, cut into small florets
- 1 C kosher salt
- 6 cloves garlic, slivered
- 5 t. dried oregano
- 2 t. red pepper flakes
- 1 t. celery seeds
- 2 t. crushed black peppercorns
- 2 C white vinegar
- 1 C olive oil, not extra virgin
- 1 C grapeseed or safflower oil

In a large bowl, using hands mix the vegetables with salt until well combined. Cover with water, weight down with a plate, cover bowl and allow the mixture to sit, unrefrigerated 8-12 hours. Drain the vegetables and rinse thoroughly. Sterilize 3 quart sized glass jars and lids in the dishwasher or by submerging them in boiling water for 10 minutes. I use the large placeCityBell canning jars. Combine the sauce mixture, whisk until well emulsified. Pour some into each jar; divide up the garlic and put in also. Pack the vegetables; really push them into the jar. Add dressing until all is covered. If necessary add extra white vinegar to fill jars so all is covered. Screw on jar lids and refrigerate. Rotate & mix jars twice a day. Allow to pickle & mellow for 2-3 days before serving.



Custom Quilters

Long Arm Quilting
Mark Clark ~ Arlington

Guild Members 15% Off

Discount on Quilting Service & Batting

Charity Quilts No Charge as time permits

Custom Quilters

believes your quilt we are working on
is the most important quilt in the world!
Each quilt gets individual, undivided attention

682-241-1349

info@customquilters.com

**Check our Website for
NEW Designs**

www.CustomQuilters.com




A Sampling of quilts from our 2012 Festival of Quilts Show

Aren't they beautiful!



JUNE SHOW & TELL

Marion Neff	Megan's Quilt -- Maker: Marion Neff Quilter: Bobbie Jo Fost
Anne Jones	Winding Ways from London to Arlington -- Maker & Quilter: Anne Jones
Patricia Eckstrom	Measure Me Baby -- Maker & Quilter: Patricia Eckstrom



A recent study indicated that fabric gives off certain Pheromones that actually hypnotize women and cause them to purchase unreasonable amounts. When stored in large quantities in enclosed spaces, the Pheromones (in the fabric) causes memory loss and induces the nesting syndrome (similar to the one squirrels have before the onset of winter i.e. storing food). Therefore perpetuating their species and not having a population loss due to their kind being cut into pieces and mixed with others.

Sound tests have also revealed that these fabrics emit a very high pitched sound, heard only by a select few, a breed of women know as "quilters". When played backwards on an LP, the sounds are heard as chants, "buy me, cut me and sew me". In order to overcome the so called "feeding frenzy effect" that these fabrics cause, one must wear a face mask when entering a storage facility and use ear plugs to avoid being pulled into their grip. One must laugh, however, at the sight of customers in a quilt fabric store, with WWII army gas masks and headphones!

Studies have also indicated that aliens have inhabited the earth, helping to spread the effects that these fabrics have on the human population. They are called QUILT STORE CLERKS. It has also been experienced that these same pheromones cause a pathological need to hide these fabric purchases when taken home (or at least blend them in to the existing stash), and when asked by significant other if the fabric is new, the reply is "I've had it for a while."

~Author Unknown~

Quilting with Machines


Join us for our 6th year of offering machine quilting classes in a beautiful relaxing setting.

We have teachers who are some of the best in the business. Quilting with Machines is not just about longarm quilting. Along with longarm classes, we offer classes for midarm and domestic machine quilting with wonderful national teachers as well. We also offer several beautiful piecing classes for those of you who are not quite ready to make the jump to machine quilting.

Our venue also offers a quilt show that is just for machine quilters and a vendor mall with lots of tools, patterns, and gadgets for quilting as well as some very interesting fabrics. Class registration is open and the small hands on classes fill quickly, early registration is encouraged. Quilting with Machines website is www.quiltingwithmachines.com

Join me at QwM 2012
 September 19-22, Classes, Classes, Classes!
 September 20-22, Quilt Show and Vendor Mall
 Sawmill Creek Resort and Convention Center in Huron, Ohio

Magnolia Quiltworks




*....where friends & quilts
 come together*

Monthly Clubs

Novel Quilters Book Club- 2nd Fridays
 Wool-works - 4th Tuesdays

Open Tuesday - Friday 10:00 - 5:00
 Saturday 10:00 - 4:00
 Closed Sunday & Monday




Guild Refreshments

- January: C, T
- February: H, V
- March: M
- April: S, Z, E
- May: A, D
- June: POTLUCK
(Board-
Desserts)
- July: G, L**
- August: B, K, O
- September: F, I, J, Q
- October: N, P, R
- November: T, U, W, X, Y
- December: POTLUCK
(Board-
Desserts)

Please help at the membership table, signing in and greeting members and guests during you assigned month. Please mark your calendars.

For Late Breaking QGOA News

You'll always know the latest information when you join the QGOA Yahoo Group; its quick and easy. Go to the guild home page at www.QGOA.org and click on the link. If you have any questions, please contact Carolyn Hill at sportsfn@swbell.net



IN CASE OF INCLEMENT WEATHER:

IN GENERAL, WILL DO WHAT THE UNIVERSITY OF TEXAS OF ARLINGTON DOES. IF THEY CANCE EVENING CLASSES WE WILL CANCEL GUILD AND BOARD MEETINGS.



Meet & Greet

One of the exciting things about being a member of the guild is meeting new people. Let's strive to introduce ourselves to visitors and new members this year. Also, get to know some of the current members you have never met. Perhaps inviting someone for dessert and coffee or to join you at your next stitch group meeting.

Be Courteous to our Speakers and Members



and TURN OFF your CELL PHONES during the meetings!

Safe Haven Donations

We will continue to accept travel size toiletry items throughout the year. ALL items should be new and unused including toiletries.

- January: Diapers, baby wipes
- February: Children's socks
- March: Children's underwear
- April: Shampoo, brush, comb, etc.
- May: Toothbrush, toothpaste, floss
- June: Women's underwear

July: Feminine hygiene products

- August: School Supplies
- September: Soap and towels
- October: Prepackaged snacks - Granola bars, Goldfish crackers, etc.
- November: Children's toys
- December: Mittens, scarves or hats



Golden Spool
We are still taking nominations for Golden Spool. We will award the next Golden Spool in June. Turn your nominations in to Nancy Spell.

QGOA Executive Board & Standing Committees - 2012

Executive Board

President	Randa Dillon
Vice President	Susan FitzGerald
Secretary	Barb Cain
Treasurer	Dwain Edwards
Parliamentarian	Libby McDuffie

Standing & Appointed Committees

Programs	Susan FitzGerald
Membership	Linda McPherson
Co-Membership	Charlotte Humphrey
Membership asst	Jolene Mershon
Guild Products	Linda Dickson
Hospitality	Judy Weiss
Door Prizes	Malorie Harper
Volunteer Hours	Judy Liston
Golden Spool	Nancy Spell
Librarian	Pat Madrid
Librarian asst	Brenda Aigner
Greeting	Peggy Billingsley
Publicity	Sherry Livingston
Perm. Quilt Coll	Debby Rake
Newsletter	Sheila Parry
Historian	Billie Breecheen
Sunshine & Shad.	Elizabeth Carr
Quilt Show 2012	Judy O'Polka
Guild Activities	Nancy Conner
Block Party	Nancy Conner
President's Block	Nancy Conner
Display Case	Nancy Spell
Retreat Coord.	Libby McDuffie
TAQG Rep	Carolyn Troupe
Community Outreach	Ruth Callahan
Susan G. Komen	Vickie Bramlet
Project Linus	Elizabeth Cooper
Safe Haven	Patsy Martin
Ronald McDonald	Annette Debose
	Pearly Nettles

Website Coordinator Peggy Billingsley


Donation Quilt 2012 Patricia Eckstrom

Donation Quilt 2013 Del Jeanne Mathews

Webmaster Art Parry art.parry@juno.com

Email address to contact officers:
 support@qgoa.org
 or refer to the current directory for
 specific information.

STITCH GROUPS



Guild members are cordially invited to join a sewing group for fellowship and stitching. Most groups have room for new members.

Friendship Stitchers

Meets the 1st & 3rd Thursdays
 10:00 a.m. at First Christian Church
 Contact: Helga Smith

Etcetera Art Quilt Group

Meets @ Lone Star House of Quilts
 1st Thursday of the Month
 7 p.m. to 8:30 p.m.
 Contact: Denny Cornett

The Piecemakers

full at this time
 Meets at Bob Duncan Community Center
 2nd & 4th Thursdays
 6:00 p.m. to 10:00 p.m.
 Contact: Linda McPherson

Sew-N-Sews

Meets @ Quilt Among Friends
 1st Friday & 3rd Wednesday of the month
 10 AM to 3 PM
 Contact: Randa Dillon or Carolyn Bowden

Please let us know if you've formed an open group or want to do so
 support@qgoa.org.



QGOA NEWSLETTER AD RATES

SIZE	1 MO	3 MOs	1 YR
1/8 page	\$7.50	\$22	\$ 85
1/4 page (3?"x4?")	\$15	\$40	\$150
1/2 page (4?"x7?")	\$30	\$75	\$ 270
1/2 page (9?"X3?")	\$30	\$75	\$270
1/2 page (back page)	\$40	\$105	\$378
1 page (7 x 9)	\$60	\$150	\$540

All ads must be print ready and fit the size requirement. Ads must be received by the 15th of the month prior to the desired publication month. **Email preferred.**

Make payments to: QGOA
Mail payments to: Sheila Parry, editor
 6112 W Poly Webb Rd, Arlington, TX 76016

One Day Trip to International Quilt Festival Houston -- 2012

\$90 for the bus, show pin, bag, ticket, and program. See the show on Sunday, November 4, 2012.


Leave Dan Dipert bus barn on Spur 303, Pioneer Pkwy in Arlington at 5:30 AM and arrive at Brown Convention Center at 10:00 AM when the show opens. We will also pick up our eastern friends in Midlothian. Board the bus in Houston, at closing, 4:00 PM. Stop for dinner on the way home and return to Arlington about 10:00 PM.

Contact Happy Johns, 817-370-7207 (or cell 817-312-8594) about reservations. The sooner you pay, the closer to the front of the bus. You are assigned a seat. Make checks payable to Happy Johns and be sure to include an email. Mail to 7325 Old Mill Run, Ft. Worth, TX, 76133.

Membership Information & Volunteer Hours

Don't forget to record your volunteer hours each month when you sign-in. This information is important to our guild's non-profit status and helpful with grant application for funding of the quilt show. Remember anything you do to promote the guild or quilting or community outreach through quilting counts.

Don't forget to renew your membership for 2012. Our guild membership year begins in January. Remember that the directory you received is a permanent one. Updates will be made to it after the beginning of the year, including new yearly information pages to replace the ones you have.



PQS

PEGGY'S QUILT STUDIO

2410 C SUPERIOR DR.
PANTEGO, TX 76013

817 275-4155
12PEGGY@SBCGLOBAL.NET

Shop Hours

Monday thru
Saturday

10:00 - 5:00
Closed Sundays

***Be sure to look out for our sale e-mails.
Various sales are going to happen throughout
The Summer!***

Houston Quilt Show 2012

Two day trip to Houston, November 1-2, 2012

Thursday, Nov. 1

Leave about 7:30 AM from Dan Dipert bus barn in Arlington. Stop for coffee break and then eat lunch on bus. Arrive at hotel around 12:30 PM. Arrive at show about 1:00 and pick up program, bag and show pin. Leave show around 6:00 PM and go to the Aquarium for dinner (included). Return to hotel for rest.

Friday, Nov 2

Breakfast at hotel (included in cost) then pack the bus and head to the show for the day. Leave around 5:30 PM and return to Ft. Worth about 10:00 PM.

Cost includes bus, hotel, breakfast and dinner as well as admission to show, bag, program and this year's show pin.

\$250 each for double occupancy

\$235 each for triple room

\$275 for single room

\$75 non-refundable but transferrable deposit due to hold a spot. Please fill out form at bottom and send with check.

Second payment of \$100 due by August 31, 2012 and the final payment due at the end of September.

Make checks payable to Happy Johns, send to 7325 Old Mill Run, Ft. Worth, TX, 76133.

Name _____

Roommate preference _____

Phone _____

Email _____

September 12, 2012 Workshop with Laura Wasilowski

Fowl Play: Birds with No Egrets

Fees: \$40 member, \$45 non-member and a \$25 kit fee

Description: Like a bird in flight, this class will lift your spirits and make you sing! You'll create fun little birds dancing, nesting, and wading knee deep in personality. Our colorful fowl (indigenous only to the campus of the Chicago School of Fusing) are created with fused fabrics and hand embroidery. Your kit includes all the hand dyed fabrics and threads you'll need for your little bird quilt top. (No sewing machine needed.) \$25 Kit Fee



Supply List

- 2 yards of regular weight Wonder-Under (paper backed, #805). Please DO NOT BRING HEAT 'N BOND or STEAM A SEAM.
- Small sharp scissors like 5" knife blade scissors
- Paper scissors
- Rotary cutter, ruler, and mat
- Specialty rotary cutter blades, such as Pinking, Wavy or Scallop (optional)
- Black Sharpie Fine Point or Ultra Fine Point marker or #2 lead pencil
- Batting, 1 piece measuring about 18" x 18". Hobbs Heirloom Premium Cotton Batting recommended
- Quilt backing fabric, 1 piece measuring about 18" x 18"
- Iron and ironing surface
- Tweezers (optional)
- Small plastic bag for fabric scraps
- Thimble (optional)

\$25 Kit Fee: Includes hand out, pattern, and hand-dyed fabrics and threads.



Quilts from our 2012
Festival of Quilts.

Left - 23 Susan G. Komen
Miniature quilts that were
auctioned off.

Right - Appliqued flowers.



November 13, 2012 Workshop with Jodi Barrows

Prairie Claw

Fees: \$40 member, \$45 non-member

Beginners to Advanced

This is a great quilt to learn the Square in a Square® system. Choose any color combination you like, organized colors or scrappy. It will look wonderful! The student will learn the basic square construction consisting of speed piecing, Option 1™ and Option 3™ flying geese. These are two of the most valuable triangle units in the system. We will concentrate on three to five blocks in class.



SNS Publishing - www.squareinasquare.com - 888.624.6260 - snsjodi@yahoo.com
 Square in a Square® is a Registered Trademark of Jodi Barrows, Cerebro de Costura, LLC

Prairie Claw Supply List

Please bring these required items to class:

Rotary Cutter with sharp blade

Cutting mat

6" x 12" ruler

6" x 24" ruler

Scissors

Snips

Thread

Wound bobbins

Stiletto

I will have the required books and rulers to purchase in class:

Square in a Square ruler and Square in a Square book 1

A sewing machine

You may choose any color for your quilt. The "Prairie Claw" is shown as a scrap quilt and the cutting requirements are given to you in a scrap variety form. Cut all strips selvage to selvage.

Please have these cut, labeled and bagged:

15 – 2 ½" light or background squares

1 ½" strips any color family...make sure you have a contrast color to your above background squares. Cut a total of 30 of these. Label as "Option 1" and place in a baggy.

Cut 6 – 2 7/8" light or background squares. Label as "Option 3" and place in a baggy.

Cut 12 – 3 3/8" squares from the same color you chose for your 1 ½" strips. You may make these all the same or chose a variety of colors. Label and mark in a baggy.

Cut 24 – rectangles 2 x 3 3/8" as background or light. Label and mark in a baggy.

Cut 12 -- 2" square from the same colors you chose for the 1 ½" strips and 3 3/8" squares. You may make these all the same color or chose a variety.

IN CLASS, we will work on 3 blocks (12 inch) from page 19 of Square in a Square book.

QUILTERS' GUILD OF ARLINGTON

support@qgoa.org

www.qgoa.org

P.O. Box 13232

Arlington, TX 76094-0232

From Our House to Yours

Your Hometown Quilt Shop

Lone Star House of Quilts



Spread the News!

*We've been named
a
Top Shop!
by
Quilt Sampler
Magazine*



**Watch for the Fall Issue of Quilt Sampler
Lone Star House of Quilts and our
Barrister's Logic Quilt will be featured.
Coming soon: A Celebration, Events & More!**



Lone Star House of Quilts / 1210 W. Abram St., Arlington, TX 76013 / 817-277-4749

lonestarhouseofquilts@gmail.com