

THE QUILTING BEE

Quilters' Guild of Arlington

Volume XXVIII Issue 8

August 2012

August 14, 2012 Program

"Rulers Rule & Nifty Notions"

Join us at the August meeting for our demo night. This is a fun event where a number of members volunteer to share their expertise at different workstations set up around the center. It's a time for sharing, learning, and mingling with fellow guild members. Thank you to our members who volunteered to demonstrate various rulers and notions.

Denny Cornett - Discover the exciting quilting adventure of X-Blocks! With the *X-Blocks® Rotary Cutting Tool* by Quilt Queen, you can create dozens of spectacular designs that look complex but are incredibly quick and easy!

Jolene Mereshon- Joen Wolfrom's ingenious *3-in-1 Color Tool*, gently guides you through color understanding and how to approach your next quilt, needlework or craft project. Easy steps to imaginative color is now at your fingertips.

Del Jeanne Mathews - Deb Tucker's the *Wing Clipper* tool is for trimming down flying geese units. It offers 10 sizes ranging from 1/2 by 1 inch to 5 by 10 inches. It also eliminates the need to cut the dreaded 7/8 of an inch utilizing only whole and half increments to construct this popular unit.

Janice Mowery - Paper Piecing Add-A-Quarter/Eighth Rulers designed by George Siciliano and the Add-A-Quarter Ruler by CM Designs. The rulers with their specially designed lip, automatically adds the seam allowance to your foundation piecing with any angle and provides a straight edge for your rotary cutter!

Charlotte Humphrey - Rotary cutting templates for *Winding Ways aka Wheel of Mystery* quilt. This template is for enthusiasts of this type of illusionary pattern, and for quilters who like to draft new and unusual versions of conventional quilt patterns.

Jean Dodson - Flip and sew and sew and flip are two more terms associated with foundation/paper piecing. Both describe the actions of sewing a foundation pieced block. Jean will demonstrate her patterns and method of paper piecing.

Meeting Location

Bob Duncan Center -- Vandergriff Park
Meetings 2nd Tuesday each month

2800 S Center St Arlington, TX 76014
Doors open at 6:30 ~ Meeting at 7:00

A Word from our President ~

Hello Quilters,

I want to say thank you to Susan FitzGerald for presiding at the last meeting. And thanks to those who helped her with her program responsibility. It does take all of us to get the job done. I heard that you had a great speaker and I would have liked to hear her speak.

I had a wonderful experience in Argentina serving with a team to support our missionary, Renay West, who ministers to abused women and men. The only thing is that I did not see any quilts or quilt fabric shops. Go figure-it was even wintertime there. While I was away my email was hacked, as many of you well know. I am sorry for the inconvenience for you. When I returned home my entire contact list was erased. What a hassle. Oh well-lesson learned-do not use hotel lobby computers.

Have you been quilting? I worked a little bit on a new English Paper Piecing project on my trip. I did not get very far on that. Then I did some sewing for my new granddaughter's (she is not here yet) nursery. I had my machine that I use on my quilting frame serviced and it is back in place waiting for me to quilt one of those six tops that are finished. Maybe I can get one done before the summer ends.

Just a reminder -

1. sell your donation quilt tickets or buy them yourself
2. work you're your entry for next year's quilt show
3. enjoy the rest of the summer

See you August 14 at the next guild meeting.


Randa

August Meeting

Don't Forget to Bring:

**Name Tag Show & Tell Items
Block Party, Linus, Patriotic Blocks
President's Block, Challenge or Swap Items**

**Refreshments - B, K, O
Safe Haven -
School Supplies**



August Birthdays

Ginny Miller ~ 1
Brenda Johns ~ 1
Tennie Kelly ~ 2
Sherry Livingston ~ 3
Marie Eggleston ~ 3
Gloria Speakman ~ 6
Janice Mowery ~ 12
Marcia Stanley ~ 12
Kathy Brann ~ 13
Eileen Watson ~ 14
Patricia Eckstrom ~ 17
Nancy Conner ~ 17
Sandra Hughes ~ 19
Sheila Parry ~ 22
Eirene Mathews ~ 13
Linda Frey ~ 23
Leila Kinsey ~ 25
Carlene Skupee ~ 25
JoAnn McArthur ~ 25
Kathryn Jacobson ~ 27
Art Parry ~ 27
Jean Dodson ~ 29
Jennifer Pope ~ 31

2012 Programs At A Glance

August 14	Rulers Rule & Nifty Notions - Work Station Demo's
September 11	Laura Wasilowski - Art Quilts: The Musical
September 12	Workshop -Laura Wasilowski - "Foul Play: Birds with no Egrets"
October 9	Jaye McLaughlin - Quilt Storytelling
November 13	Jodi Barrows - "Novel Series" Trunk Show
November 14	Workshop - Jodi Barrows - "Prairie Claw"
December 11	Brown Bag & Pot Luck

*****Early registration recommended for Workshops!
Look for the list at the Program area at each meeting!*****

WORKSHOP REGISTRATION FORM

(Please use this form to register for all upcoming workshops. You may photo copy this form).

Name: _____

Address: _____

City: _____ State: _____ Zip: _____

Phone # _____ E-Mail Address: _____

Workshop Desired: _____
Cost is \$40.00/members \$45/non-members - Form of Payment (circle one) Check Cash

Payment must be received to hold your space in the workshop. Enrollment is on a first come first serve basis. Please send your registration form with full payment to: QGOA (Quilters' Guild of Arlington), P.O. Box 13232, Arlington, TX 76094-0232.

Please make all checks payable to QGOA. Also, you must sign-up with Susan FitzGerald. Supply lists will be listed in the newsletter at the www.GQOA.org website or look for list at the Guild meeting.

Workshops are held at Pleasant Ridge Church of Christ Family Pavilion in Arlington. Located at I20 & Little Road NW of the Southwest Plaza Shopping Center.

Sunshine and Shadow

Call or email Elizabeth Carr about events, illnesses, surgeries, weddings or deaths that you would want to share in the Newsletter.

Phone: 817-375-1601

Email: elizabeth.carr@slycat.org



\$1,939.72 already raised from ticket sales on the donation quilt!!!

It's time.....looking for our 2014 Donation Quilt Coordinator.....Is it you?

Coming Attractions!

~ September ~

Laura Wasilowski
"Art Quilts: The Musical"

Join Laura in celebrating the life of a quilt artist. Listen to her adventures in quilt making and hear traditional art quilt folk songs like "Everybody Gets Rejected Sometimes" and the "Minnesota Quilter's Polka". It's a quirky documentary featuring a display of her small art quilts and many other songs from the "Chicago School of Fusing Bond Fire Songbook".



Golden Spool Winner Early 2012 CONGRATULATIONS, JEAN!!

Congratulations to Jean Dodson the newest recipient of the QGOA Golden Spool award. Jean has been an active and faithful member of QGOA for many years. She was president in 1993-1994.

As a member she has been very supportive of the guild's projects. Since 2003 she has donated several Wounded Warrior Quilts each year and has also contributed to Linus project. She is very sharing with her quilting talents and helps beginners whenever she is asked. She spoke at the Arlington Women's Club Quilt Department and demonstrated how to paper piece along with showing her quilts. She is an award winning quilter including several ribbons at QGOA quilt show. Jean is a wonderful ambassador for QGOA and quilting.



2012 Board Spotlight Elizabeth Cooper

Our spotlight this month is on Elizabeth Cooper, our Assistant Program Chair and Project Linus Representative. Elizabeth was born March 16th, one of seven children. Her father has passed but her mother is still going strong at 91 1/2 years young.



"I started quilting because one year I sewed sleepy animals for all my nieces and nephews (17 in all) and had lots of scraps and just couldn't discard them. Also my husband's grandmother was making a quilt for us - a Cathedral Window (with colored scraps she had and left some with me.) I think I got out 6 or 9 finished and when I gave them to her, she had almost finished our king-sized Cathedral Window quilt - every stitch by hand."

Elizabeth's first quilt was a log cabin from a class she took at Berry Patch. This quilt remained a UFO for a long time but she finally hand quilted it. Elizabeth's favorite quilt designer is Eleanor Burns. Her favorite quilt tool is the seam ripper because she says the easiest technique for her to master was "unsewing". The most difficult technique has been paper piecing. Sunbonnet Sue has been her favorite quilt pattern because it makes a darling baby gift.

Blue and yellow is Elizabeth's favorite color scheme. She tends to buy small prints, novelty and 1930s reproduction fabrics. The best thing about being a quilter is creating gifts and the friends she has with the same interests.

Outside of quilting Elizabeth enjoys oil painting, working with charcoals as well as knitting and crocheting.

Elizabeth is married to the love of her life. They have one daughter and a son-in-law and two grandsons ages 7 and 11. Elizabeth does a lot of volunteer work. She picks up her grandsons everyday from school and does homework with them. She and her grandsons have season passes at Six Flags and go often. Elizabeth loves to cook and feed people (it helps in a large family!).



Guild Calendar

Aug 7 - Board Meeting - 6:30 PM

**Aug 14 - Guild Meeting
Rulers Rule & Nifty Notions**

Sep 4 - Board Meeting - 6:30 PM

**Sep 11 - Guild Meeting - 7:00 PM
Laura Wasilowski**

**Sep 12 - Workshop
"Fowl Play: Birds with no
Egrets"**

Congratulations to Ruth Callahan!!

Ruth has been invited to put her quilts on exhibit at University of Dallas. The exhibit will be from August 29 through September 22, 2012. More information to come in the September newsletter about this exciting event!

Membership News

*****REMINDER*****

Don't forget to renew your membership for 2012 and pay your dues for the new year. You don't want to miss all the interesting speakers and exciting new workshops, retreats, and fun!

Quilt Mercantile
EST. 2002

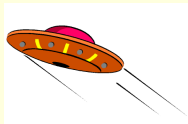
Better Homes & Gardens Quilt Sampler
FEATURED SHOP 2011

Check out our Retreat Center: Quiltacious Quarters
4900 sq. ft. for up to 24 ladies. Designed for quilters by quilters
www.quiltaciousquarters.com

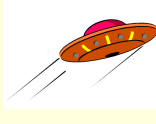
- One of the **LARGEST QUILT STORES** in Texas with over 5,400 sq. feet of Rustic Charm!
- Awesome quilt classes and retreats!
- Celebrating 10 years in Celeste, TX!

215 Hwy 69 N
903-568-USEW (8739)
www.quiltmercantile.com
Store Hours: Tues.-Fri. 9-5 & Sat. 9-3

Representative for
Handi Quilter
Designed by a Quilter, for Quilters.®



LAND YOUR UFO's in 2012



Every time you bring a finished quilt to show off at a guild meeting that was begun prior to 2012, sign Nancy's "Finished UFO Book". At the December meeting, she will draw a name from the book's entries and the winner will receive a gift certificate. The more UFOs that you finish, the more chances you will have to win!

Now you have no excuse, **FINISH THOSE UFOs!**

A great photograph can be the difference between acceptance in a show or not.

quilt photography

\$34.00 per session

for more info -

annetteplogphotography.com

217-548-7054



annette plog
photography



*A thank you to Magnolia
Quiltworks
for hosting the
2012 Donation Quilt!*

Celebration Blocks

You saw them at the Festival of Quilts...did you have one hanging? Details are on our website and if you have any questions, contact Libby - LibbyMc137@aol.com for details.

Donation Quilt for Ovarian Cancer Online Quilt Auction

We are making a quilt to honor guild member, Lynne Pennington, who is in hospice care after many years of suffering through multiple treatments for ovarian cancer. The quilt will be donated to the MD Anderson Ovarian Online Quilt Auction in 2013. If you are interested in making a star block please contact either:

Kancy Garrett - garrett2125@SBCglobal.net or Libby McDuffie - Libby Mc137@aol.com for details.

Project Linus

Dear Members,

Many thanks to July donors. (Please don't forget to label!) An address sticker is not much trouble.

Our wish list can be found at the bottom of this note. We also have a treadle machine for sale, plus others, with good prices. The "kitty" needs feeding, as we're told cotton has doubled in price. So please, go thru your stash and gift us with your discards.

We are in the process of building up for winter demand. If 25 people made a simple top (blocks, medallions, strippies, whatever) it would help me so much. (My sewing machine pedal is broken and very expensive to replace.) We are desperate for help with tops. Wouldn't you love an excuse to stay in out of the heat and play with patchwork?!

May God Bless you and yours. Stay safe, stay strong and well.

Much love,
Susan Buckner

~ Standing Wish List ~

- Finished quilts & tops - 40" X 44"
- Blocks - in sets or singles
- White or neutral thread
- Cash for batting & backing
- UFO's
- Quilt pins
- Stamps

Events Around the State of Texas

Aug 25 11 am - 4 pm
Quilt Study Day in Waxahachie
"Characteristics of Late 19th
Century Pennsylvania Quilts"
Ellis County Woman's Bldg
512-847-8037 Kitty Ledbetter
www.lonestarquiltstudygroup.org

Sep 7-8
"Putting the Pieces Together"
Coastal Prairie Quilt Guild
Stafford, TX
www.cpqg.org

Sep 14-15 9 am - 5 pm
"Quilting on the Trail"
Stitching Memories Quilt Guild
Duncan, OK
www.smqg.org/quilt_show

Sep 14-16
"Wild Texas Flowers"
Austin Area Quilt guild
www.aaqg.org
www.captxquiltfest.org

Sep 20 6:30 - 8:00 pm
"A Celebration of Quilted Arts"
Allen, TX

Sep 21-22
"The Joy of Quilting"
Quilter's Guild of Parker Co.
Weatherford, TX
info - jqilts.judy@gmail.com

Sep 28-30
"Remember When...Quilted
Memories of Days Gone By"
Trinity Valley Quilt Guild
Fort Worth, TX
www.tvqg.org

Oct 5-7
"Louisiana Legacy"
Red River Quilt Show
www.redriverquilters.com


Just in.....

2013 Quilt Festival Theme is.....

"ALL THINGS GREEN"

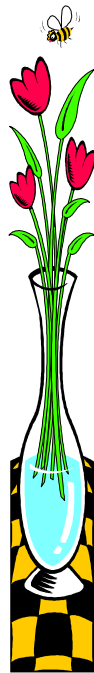
2013 Quilt Show Chairman - - Judy O'Polka

**Quilt Block
For Quilt Show Chair
Judy O'Polka**



**Diamond in a Square 8 ½" unfinished
Block Material - Civil War Reproduction Fabric**

1. Cut: 1 - 6" Square for Center
2. Cut: 2 - 4" Squares for Corner Triangles.
3. Cut each 4" Square on the diagonal making a total of 4 corner triangles. Mark the mid-point of the long side of each triangle by folding in half and pinching the crease.
4. Mark the mid-point of each side of the center square in the same way.
5. Sew a triangle to one side of the square, taking care to match these mid-points. Note that the points of the triangle will project about ½" beyond the sides of the square. Turn back triangle and press. Trim away the points.
6. Sew the other 3 triangles to the remaining sides of the square in the same way to give a "square-on-point. This completes the block.




A Big Shout Out of Thanks!!!

...goes to these quilt shops that are selling tickets for the 2012 donation quilt!

- Peggy's Quilt Studio
- Quilt Among Friends
- Lone Star House of Quilts
- Magnolia Quiltworks

Thank you for all your support!

Patricia Eckstrom
 Donation Quilt Representative



Show & Tell

Date: _____ Name: _____

Name of Quilt: _____

Maker & Quilter: _____

Description: _____



Sunshine

Congratulations to Patsy Madrid who won 3 ribbons at the recent Mansfield Historical Society Quilt Show.

Shadow

Lynn Pennington, former and long-time QGOA member passed away the first of August after a courageous battle with cancer.

Our thoughts and prayers go out to Libby McDuffie and her family in the loss of her son Jack on July 31 in a traffic accident.

Prayers go out to the following people who lost their mothers:

Art Parry (our webmaster), Janice Mowery, and Kelly Monroe.

Prayers go out to Liz Cooper who lost her sister, Vicki Daniels of Pampa, in June.

Dwain Edwards is having back issues.

Sheila Kinsey's husband, Charles had surgery in July.

Dottie Hughes had open heart surgery.

Patricia Eckstrom's sister, Nancy Louvier, has breast cancer.

12 X 12 Challenge

For July - "Green"



The picture to above is from the "Green" challenge in the 12 X 12 Challenge. It is really fun to see the creative small quilts our members are making.

The next challenge in the 12 X 12 Challenge is "Perspective". These are due at our September Guild Meeting on Sep 11.



Custom Quilters
Long Arm Quilting
Mark Clark ~ Arlington

Guild Members 15% Off

Discount on Quilting Service & Batting

Charity Quilts No Charge as time permits

Custom Quilters

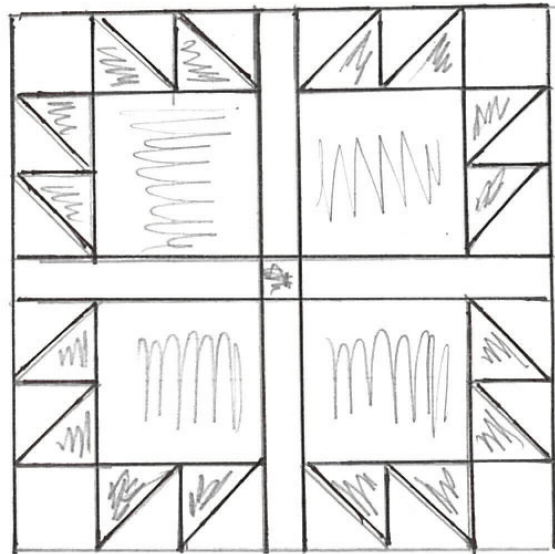
believes your quilt we are working on
is the most important quilt in the world!
Each quilt gets individual, undivided attention

682-241-1349
info@customquilters.com

Check our Website for
NEW Designs
www.CustomQuilters.com



Block Party 2012
September
Bear Paw---
14 ½ inch block
Brown and Tan



Brown

Cut 4- 4 ½ in. squares
 1- 2 ½ in. square
 1 strip 3 in. by 22 in.

Tan

Cut 4- 2 ½ in. squares
 4 rectangles 2 ½ in. by 6 ½ in.
 1 strip 3 in. by 22 in.

Mark of 3 in. squares on the lighter strip. Mark a zigzag pattern. Lay right sides together and stitch ¼ in. on each side of the zigzag line. Cut apart on the lines. Press and square up to 2 ½ inches. Lay out according to the diagram and assemble.

Patriotic/Wounded Warrior Block

Make the same block in red, white and blue. Or make your favorite block.

Linus Block—Use 2 ½ inch squares to make 9 patch blocks.

JULY SHOW & TELL

Carolyn Humphrey	Top by Carolyn Humphrey Quilted by Janice Farris
Kay Dietrick	5 X 5 - Maker & Quilter: Kay Dietrick 5 X 5 - Maker & Quilter: Kay Dietrick
Etta Miller	Desert Sky - Maker & Quilter: Etta Miller
Jolene Mershon	Wounder Warrior Quilts - Maker & Quilter: Pat Matrid - Maker & Quilter: Linda Dickson
Sandra Boice	Quilted top pillow - Maker & Quilter: Sandy Boice
Janice Christy	Quilt Across Texas - Maker & Quilter: Janice Christy
Susan Corbett	Fall Leaf Quilt - Maker & Quilter: Susan Corbett
Patricia Eckstrom	Southern Stars - Maker & Quilter: Patricia Eckstrom Mama's Fans - Maker & Quilter: Patricia Eckstrom

2012 Donation Quilt Update

By Patricia Eckstrom

Our 2012 donation quilt recipient will benefit Safe Haven, an abused women's shelter in Arlington. Half of the donation monies will go to the shelter the other half will go back to our guild.

A great big thank you to Carolyn Troupe, our TAQG rep for taking the donation quilt to Granbury and to Janice Mowrey for traveling with me to 2 of the 5 guilds we took the donation quilt to in June. In July, Janice Mowrey and Carol Ramsey helped me by selling tickets at the TAQG meeting -- Thank you both!

Currently we have 181 members in our guild. We have 88 members who have picked up their packet and 93 who need to. If you haven't and or don't remember if you have picked up your packet please check with me at our next meeting.

Of the 88 members who picked up their packets 25 have turned in money. If you haven't or don't remember please check with me at our next meeting. Remember if you turn in your tickets you get a free Fat Quarter.

In September we have our North Texas Shop Hop. The donation quilt last year made more money during the Shop Hop than we made this year during the month of June when we went to 6 different guilds. Please sign up to help.

Big Thanks to All!!!!

Quilting with Machines

Join us for our 6th year of offering machine quilting classes in a beautiful relaxing setting.

We have teachers who are some of the best in the business. Quilting with Machines is not just about longarm quilting. Along with longarm classes, we offer classes for midarm and domestic machine quilting with wonderful national teachers as well. We also offer several beautiful piecing classes for those of you who are not quite ready to make the jump to machine quilting.

Our venue also offers a quilt show that is just for machine quilters and a vendor mall with lots of tools, patterns, and gadgets for quilting as well as some very interesting fabrics. Class registration is open and the small hands on classes fill quickly, early registration is encouraged. Quilting with Machines website is www.quiltingwithmachines.com


Join me at QwM 2012

September 19-22, Classes, Classes, Classes!

September 20-22, Quilt Show and Vendor Mall

Sawmill Creek Resort and Convention Center in Huron, Ohio

Magnolia Quiltworks




*....where friends & quilts
come together*

Monthly Clubs

Novel Quilters Book Club- 2nd Fridays
Wool-works - 4th Tuesdays

Open Tuesday - Friday 10:00 - 5:00
Saturday 10:00 - 4:00
Closed Sunday & Monday




Guild Refreshments

- January: C, T
- February: H, V
- March: M
- April: S, Z, E
- May: A, D
- June: POTLUCK
(Board-
Desserts)
- July: G, L
- August: B, K, O**
- September: F, I, J, Q
- October: N, P, R
- November: T, U, W, X, Y
- December: POTLUCK
(Board-
Desserts)

Please help at the membership table, signing in and greeting members and guests during you assigned month. Please mark your calendars.

For Late Breaking QGOA News

You'll always know the latest information when you join the QGOA Yahoo Group; its quick and easy. Go to the guild home page at www.QGOA.org and click on the link. If you have any questions, please contact Carolyn Hill at sportsfn@swbell.net



IN CASE OF INCLEMENT WEATHER:

IN GENERAL, WILL DO WHAT THE UNIVERSITY OF TEXAS OF ARLINGTON DOES. IF THEY CANCE EVENING CLASSES WE WILL CANCEL GUILD AND BOARD MEETINGS.



Meet & Greet

One of the exciting things about being a member of the guild is meeting new people. Let's strive to introduce ourselves to visitors and new members this year. Also, get to know some of the current members you have never met. Perhaps inviting someone for dessert and coffee or to join you at your next stitch group meeting.

Be Courteous to our Speakers and Members



and TURN OFF your CELL PHONES during the meetings!

Safe Haven Donations

We will continue to accept travel size toiletry items throughout the year. ALL items should be new and unused including toiletries.

- January: Diapers, baby wipes
- February: Children's socks
- March: Children's underwear
- April: Shampoo, brush, comb, etc.
- May: Toothbrush, toothpaste, floss
- June: Women's underwear
- July: Feminine hygiene products
- August: School Supplies**
- September: Soap and towels
- October: Prepackaged snacks - Granola bars, Goldfish crackers, etc.
- November: Children's toys
- December: Mittens, scarves or hats



Golden Spool
We are still taking nominations for Golden Spool. We will award the next Golden Spool in December. Turn your nominations in to Nancy Spell.

QGOA Executive Board & Standing Committees - 2012

Executive Board

President	Randa Dillon
Vice President	Susan FitzGerald
Secretary	Barb Cain
Treasurer	Dwain Edwards
Parliamentarian	Libby McDuffie

Standing & Appointed Committees

Programs Susan FitzGerald

Membership Linda McPherson

Co-Membership Charlotte Humphrey

Membership asst Jolene Mershon

Guild Products Linda Dickson

Hospitality Judy Weiss

Door Prizes Malorie Harper

Volunteer Hours Judy Liston

Golden Spool Nancy Spell

Librarian Pat Madrid

Librarian asst Brenda Aigner

Greeting Peggy Billingsley

Publicity Sherry Livingston

Perm. Quilt Coll Debby Rake

Newsletter Sheila Parry

Historian Billie Breechen

Sunshine & Shad. Elizabeth Carr

Quilt Show 2012 Judy O'Polka

Guild Activities Nancy Conner

Block Party Nancy Conner

President's Block Nancy Conner

Display Case Nancy Spell

Retreat Coord. Libby McDuffie

TAQG Rep Carolyn Troupe

Community Outreach

Ruth Callahan

Susan G. Komen Vickie Bramlet

Project Linus Elizabeth Cooper

Safe Haven Patsy Martin

Ronald McDonald Annette Debose

Pearly Nettles

Website Coordinator Peggy Billingsley

Donation Quilt 2012 Patricia Eckstrom


Donation Quilt 2013 Del Jeanne Mathews

Webmaster Art Parry art.parry@juno.com

Email address to contact officers:
support@qgoa.org
or refer to the current directory for
specific information.

STITCH GROUPS

Guild members are cordially invited to join a sewing group for fellowship and stitching. Most groups have room for new members.



Friendship Stitchers

Meets the 1st & 3rd Thursdays
10:00 a.m. at First Christian Church
Contact: Helga Smith

Etcetera Art Quilt Group

Meets @ Lone Star House of Quilts
1st Thursday of the Month
7 p.m. to 8:30 p.m.
Contact: Denny Cornett

The Piecemakers

Meets at Bob Duncan Community Center
2nd & 4th Thursdays
6:00 p.m. to 10:00 p.m.
Contact: Linda McPherson

Sew-N-Sews

Meets @ Quilt Among Friends
2nd Friday & 4th Wednesday of the month
10 AM to 3 PM (beginning Aug 22nd)
Contact: Randa Dillon or Carolyn Bowden

Please let us know if you've formed an open group or want to do so
support@qgoa.org.



QGOA NEWSLETTER AD RATES

SIZE	1 MO	3 MOs	1 YR
1/8 page	\$7.50	\$22	\$ 85
1/4 page (3?"x4?")	\$15	\$40	\$150
1/2 page (4?"x7?")	\$30	\$75	\$ 270
1/2 page (9?"X3?")	\$30	\$75	\$270
1/2 page (back page)	\$40	\$105	\$378
1 page (7 x 9)	\$60	\$150	\$540

All ads must be print ready and fit the size requirement. Ads must be received by the 15th of the month prior to the desired publication month. **Email preferred.**

Make payments to: QGOA

Mail payments to: Sheila Parry, editor

6112 W Poly Webb Rd, Arlington, TX 76016

One Day Trip to International Quilt Festival Houston -- 2012

\$90 for the bus, show pin, bag, ticket, and program. See the show on Sunday, November 4, 2012.


Leave Dan Dipert bus barn on Spur 303, Pioneer Pkwy in Arlington at 5:30 AM and arrive at Brown Convention Center at 10:00 AM when the show opens. We will also pick up our eastern friends in Midlothian. Board the bus in Houston, at closing, 4:00 PM. Stop for dinner on the way home and return to Arlington about 10:00 PM.

Contact Happy Johns, 817-370-7207 (or cell 817-312-8594) about reservations. The sooner you pay, the closer to the front of the bus. You are assigned a seat. Make checks payable to Happy Johns and be sure to include an email. Mail to 7325 Old Mill Run, Ft. Worth, TX, 76133.

Membership Information & Volunteer Hours

Don't forget to record your volunteer hours each month when you sign-in. This information is important to our guild's non-profit status and helpful with grant application for funding of the quilt show. Remember anything you do to promote the guild or quilting or community outreach through quilting counts.

Don't forget to renew your membership for 2012. Our guild membership year begins in January. Remember that the directory you received is a permanent one. Updates will be made to it after the beginning of the year, including new yearly information pages to replace the ones you have.



PQS

PEGGY'S QUILT STUDIO

2410 C SUPERIOR DR.
PANTEGO, TX 76013

817 275-4155
12PEGGY@SBCGLOBAL.NET

Shop Hours

Monday thru
Saturday

10:00 - 5:00
Closed Sundays

***Be sure to look out for our sale e-mails.
Various sales are going to happen throughout
The Summer!***

Houston Quilt Show 2012

Two day trip to Houston, November 1-2, 2012

Thursday, Nov. 1

Leave about 7:30 AM from Dan Dipert bus barn in Arlington. Stop for coffee break and then eat lunch on bus. Arrive at hotel around 12:30 PM. Arrive at show about 1:00 and pick up program, bag and show pin. Leave show around 6:00 PM and go to the Aquarium for dinner (included). Return to hotel for rest.

Friday, Nov 2

Breakfast at hotel (included in cost) then pack the bus and head to the show for the day. Leave around 5:30 PM and return to Ft. Worth about 10:00 PM.

Cost includes bus, hotel, breakfast and dinner as well as admission to show, bag, program and this year's show pin.

\$250 each for double occupancy

\$235 each for triple room

\$275 for single room

\$75 non-refundable but transferrable deposit due to hold a spot. Please fill out form at bottom and send with check.

Second payment of \$100 due by August 31, 2012 and the final payment due at the end of September.

Make checks payable to Happy Johns, send to 7325 Old Mill Run, Ft. Worth, TX, 76133.

Name _____

Roommate preference _____

Phone _____

Email _____

September 12, 2012 Workshop with Laura Wasilowski

Fowl Play: Birds with No Egrets

Fees: \$40 member, \$45 non-member and a \$25 kit fee


Description: Like a bird in flight, this class will lift your spirits and make you sing! You'll create fun little birds dancing, nesting, and wading knee deep in personality. Our colorful fowl (indigenous only to the campus of the Chicago School of Fusing) are created with fused fabrics and hand embroidery. Your kit includes all the hand dyed fabrics and threads you'll need for your little bird quilt top. (No sewing machine needed.) \$25 Kit Fee



Supply List

- 2 yards of regular weight Wonder-Under (paper backed, #805). Please DO NOT BRING HEAT 'N BOND or STEAM A SEAM.
- Small sharp scissors like 5" knife blade scissors
- Paper scissors
- Rotary cutter, ruler, and mat
- Specialty rotary cutter blades, such as Pinking, Wavy or Scallop (optional)
- Black Sharpie Fine Point or Ultra Fine Point marker or #2 lead pencil
- Batting, 1 piece measuring about 18" x 18". Hobbs Heirloom Premium Cotton Batting recommended
- Quilt backing fabric, 1 piece measuring about 18" x 18"
- Iron and ironing surface
- Tweezers (optional)
- Small plastic bag for fabric scraps
- Thimble (optional)

\$25 Kit Fee: Includes hand out, pattern, and hand-dyed fabrics and threads.



As we enter the downhill slope of 2012, its time once again to think about where you would like to serve the guild for 2013. In October we will be electing our Executive Board members and enlisting people to serve in the various positions and committees on our board. We are also beginning to enlist volunteers to help plan the 2013 quilt show. So begin thinking about where your abilities and interests lie and how you can plug into our guild.

November 13, 2012 Workshop with Jodi Barrows

Prairie Claw

Fees: \$40 member, \$45 non-member

Beginners to Advanced

This is a great quilt to learn the Square in a Square® system. Choose any color combination you like, organized colors or scrappy. It will look wonderful! The student will learn the basic square construction consisting of speed piecing, Option 1™ and Option 3™ flying geese. These are two of the most valuable triangle units in the system. We will concentrate on three to five blocks in class.



SNS Publishing - www.squareinasquare.com - 888.624.6260 - snsjodi@yahoo.com
 Square in a Square® is a Registered Trademark of Jodi Barrows, Cerebro de Costura, LLC

Prairie Claw Supply List

Please bring these required items to class:

Rotary Cutter with sharp blade

Cutting mat

6" x 12" ruler

6" x 24" ruler

Scissors

Snips

Thread

Wound bobbins

Stiletto

I will have the required books and rulers to purchase in class:

Square in a Square ruler and Square in a Square book 1

A sewing machine

You may choose any color for your quilt. The "Prairie Claw" is shown as a scrap quilt and the cutting requirements are given to you in a scrap variety form. Cut all strips selvage to selvage.

Please have these cut, labeled and bagged:

15 – 2 ½" light or background squares

1 ½" strips any color family...make sure you have a contrast color to your above background squares. Cut a total of 30 of these. Label as "Option 1" and place in a baggy.

Cut 6 – 2 7/8" light or background squares. Label as "Option 3" and place in a baggy.

Cut 12 – 3 3/8" squares from the same color you chose for your 1 ½" strips. You may make these all the same or chose a variety of colors. Label and mark in a baggy.

Cut 24 – rectangles 2 x 3 3/8" as background or light. Label and mark in a baggy.

Cut 12 -- 2" square from the same colors you chose for the 1 ½" strips and 3 3/8" squares. You may make these all the same color or chose a variety.

IN CLASS, we will work on 3 blocks (12 inch) from page 19 of Square in a Square book.

QUILTERS' GUILD OF ARLINGTON

support@qgoa.org

www.qgoa.org

P.O. Box 13232

Arlington, TX 76094-0232

*From Our House to Yours
Your Hometown Quilt Shop
Lone Star House of Quilts*



*Come
Celebrate
With Us!
August 18th
1:30 pm-4pm*

*We are honored to be selected as one of the BEST!
We invite you to share this honor with us.
Food, Fun, and Fellowship!*



*1210 W. Abram St.
Arlington, TX
817-277-4749*

*Jo's Club will be
meeting at regular
time on the 18th*

Lone Star House of Quilts / 1210 W. Abram St., Arlington, TX 76013 / 817-277-4749

lonestarehouseofquilts@gmail.com