

THE QUILTING BEE

Quilters' Guild of Arlington

Volume XXVIII Issue 11

November 2012

November Guild Meeting:

Jodi Barrows "Novel Series" Trunk Show

Jodi Barrows' unique method called Square in a Square, has touched thousands of quilters throughout the world. Her point of view gives quilters the freedom to create many quilt designs with speed and accuracy.

Jodi has spoken to quilting audiences throughout the United States, Canada, Australia, Italy and South Africa. She has appeared as a guest on several quilting shows. She has written twenty-four books, four novels, produced four tools, two video/DVDs and five teacher's books. She has a series of pattern books and fabric lines based on a series of fiction novels that were written from the 1856 time period about the Maily women. This series is based on the women in Jodi's family.

Jodi will be our speaker for the November meeting and will be our Workshop teacher on Nov 14. The workshop supply list is on page 18.



Congratulations to QGOA 2013 Officers

President	Susan FitzGerald
Vice President	Kandy Garrett
Secretary	Barb Cain
Treasurer	Dwain Edwards
Parliamentarian	Randa Dillon

See the list of new committee members on page 4. There are still some spots that need filling!

Meeting Location

Bob Duncan Center -- Vandergriff Park
Meetings 2nd Tuesday each month

2800 S Center St Arlington, TX 76014
Doors open at 6:30 ~ Meeting at 7:00

A Word from our President ~

Hi Quilters,

Today is Wednesday following our October guild meeting. I really enjoyed Jaye McLaughlin's story telling. Susan FitzGerald has done a great job on providing a variety of programs this year. Thank you, Susan. We have a full slate of programs and workshops planned for 2013 and I know that you will not want to miss any of them.

Congratulations to our new officers for 2013: Susan FitzGerald as President, Kandy Garrett and Nancy Spell as Vice President, Barb Cain as Secretary and Dwain Edwards as Treasurer. We need MANY volunteers to make the guild run like you want it to run. Things like quilt programs, workshops, retreats, stitch groups, donation quilts, community presence, quilt shows, camaraderie and more would not be possible without each of us providing our skills. So please consider stepping in to help.

How is your Christmas quilting coming along? I will be making a Christmas stocking for my new granddaughter. That is really the only Christmas project going. I would like to make my daughter's family and my son's family each a Christmas quilt to give them next year. I should be about to find some fabric now. I will just have to select a pattern and go with it.

I am looking forward to Jodi Barrow's lecture and workshop next month. Hope to see there!

Randa

November Meeting Don't Forget to Bring:

**Name Tag Show & Tell Items
Block Party, Linus, Patriotic Blocks
President's Block, Challenge or Swap Items**

**Refreshments - T, U, W, X, Y
Safe Haven -
Children's Toys**



November Birthdays

Kathy Longstreet ~ 2

Abbie Pennington ~ 4

Emily Roney ~ 5

Vickie Bramblet ~ 11

Debby Rake ~ 15

Linda McPherson ~ 15

Alice Cooksey ~ 16

Patricia Stevens ~ 16

Sheila Kinsey ~ 17

Gernud Thurston ~ 17

Nancy Spell ~ 20

Joe Ann Glass ~ 21

Deborah Hickey ~ 21

Patricia Smith ~ 24

Carol Ramsey ~ 29

2012 - 2013 Programs At A Glance

November 13	Jodi Barrows - "Novel Series" Trunk Show
November 14	Workshop - Jodi Barrows - "Prairie Claw"
December 11	Brown Bag & Pot Luck
January 8	Lone Star House of Quilts - Alice Cooksey - "Celebrating 10 Years"
February 12	Ginny Eckley - "Creative Genius"
February 13	Workshop - Ginny Eckley - "Machine Embroidery"
March 12	Beth Ferrier - "When Finishing is Highly Over Rated"
April 9	Karen Eckmeier - "Happy Villages and Accidental Landscapes"
April 10	Workshop - Karen Eckmeier - "Accidental Landscapes - Beaches"
May 14	Cheryl Morschauer & Deborah Cooley - "Sew Many Little Quilts"
June 11	Potluck Dinner & "Stitches" - DVD The Story of Caryl Bryer Fallert
July 9	Marilyn Watson - "A Clothesline of Quilts Across America"
August 13	Connie Litfin - "Red Work"
September 10	Winnie Fleming - "Borders"
September 11	Workshop - Winnie Fleming - "Borders"

***Early registration recommended for Workshops!

Look for the list at the Program area at each meeting!***

WORKSHOP REGISTRATION FORM

(Please use this form to register for all upcoming workshops. You may photo copy this form).

Name: _____

Address: _____

City: _____ State: _____ Zip: _____

Phone # _____ E-Mail Address: _____

Workshop Desired: _____

Cost is \$40.00/members \$45/non-members - Form of Payment (circle one) Check Cash

Payment must be received to hold your space in the workshop. Enrollment is on a first come first serve basis. Please send your registration form with full payment to: QGOA (Quilters' Guild of Arlington), P.O. Box 13232, Arlington, TX 76094-0232.

Please make all checks payable to QGOA. Also, you must sign-up with Susan FitzGerald. Supply lists will be listed in the newsletter at the www.QGOA.org website or look for list at the Guild meeting.

Workshops are held at Pleasant Ridge Church of Christ Family Pavilion in Arlington. Located at I20 & Little Road NW of the Southwest Plaza Shopping Center.

Coming Attractions!

December Meeting: Brown Bag & Potluck

Taking donations for our Brown Bag NOW! Bring your donations to the November Guild Meeting and give to Susan FitzGerald. Brown items can include: fabric, fat quarters, books, patterns and pattern books, tools, yarn, etc.

**Potluck - Guild members bring a dish of any kind
Board members bring desserts.**

Standing Committees 2013

Program	Kandy Garrett		
Speaker Hostesses		Nancy S., Gloria S., Elizabeth C., Nancy C.	
Membership			
Membership Assistant		Charlotte Humphrey	
Membership Assistant		Jolene Mershon	
Guild Products		Linda Dickson	
Hospitality	Kay Dietrick		
Door Prizes			Volunteer Hours Judy Liston
Golden Spool		Carol Ramsey	Librarian Pat Madrid
Librarian Assistant		Brenda Aigner	Greeting _____
Publicity	Sherry Livingston		
Permanent Quilt Collection		Debby Rake	
Newsletter	Sharon Ligon		
Historian		Sheila Parry	Sunshine and Shadow Elizabeth Carr
Quilt Show	Judy O'Polka		
Guild Activities	Janice Mowery		
Block Party		Janice Mowery	President's Block Janice Mowery
Display Case		Billie Brecheen	Retreat Coordinator Libby McDuffie
TAQG Representative	Carolyn Troupe		
Community Outreach	Ruth Callahan		
Susan G. Komen		Gayle Lacerda	
Project Linus		Elizabeth Cooper	
Safe Haven		Patsy Martin	
Ronald McDonald		Annette Debose and Pearly Nettles	
Website Coordinator	_____		
Donation Quilt 2013	_____		
Donation Quilt 2014	Annis Clapp		
Webmaster	Art Parry	lloyd.parry@utsouthwestern.edu	

There are still a few spots that need to be filled. How about you?



2012 Board Spotlight Review



Randa Dillion
President



Libby McDuffie
Parliamentarian



Patricia Eckstrom
Donation Quilt 2012



Susan FitzGerald
Programs & Vice President



Judy Weiss
Hospitality



Pat Madrid
Librarian



Sheila Parry
Newsletter



Linda McPherson
Membership



Elizabeth Cooper
Assistant Program Chair
& Project Linus



Guild Calendar

Nov 6 - Board Meeting - 6:30 PM
Nov 13 - Guild Meeting - 7:00 PM
Jodi Barrows
Nov 14 - Workshop - "Prairie Claw"

Dec 4 - Board Meeting - 6:30 PM
Dec 11 - Guild Meeting - 7:00 PM
Brown Bag & Potluck

Events Around the State

Nov 3-4
 Calhoun County Quilt Guild Show
 Bauer Community Center
 Pt Lavaca, TX

Nov 10
 3rd Annual Quilt Show Local
 Charities Benefit
 KC Hall, Hempstead, TX

Membership News

*****REMINDER*****

Don't forget to renew your membership for 2012 and pay your dues for the new year. You don't want to miss all the interesting speakers and exciting new workshops, retreats, and fun!

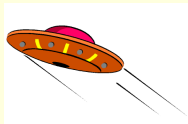
Quilt Mercantile
EST. 2002

Better Homes & Gardens Quilt Sampler
FEATURED SHOP 2011

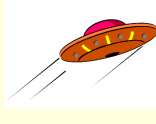
Check out our Retreat Center: Quilttagious Quarters
 4900 sq. ft. for up to 24 ladies. Designed for quilters by quilters
www.quilttagiousquarters.com

- One of the **LARGEST QUILT STORES** in Texas with over 5,400 sq. feet of Rustic Charm!
- Awesome quilt classes and retreats!
- Celebrating 10 years in Celeste, TX!

215 Hwy 69 N
 Representative for
Handi Quilter
 903-568-USEW (8739)
www.quiltmercantile.com
 Store Hours: Tues.-Fri. 9-5 & Sat. 9-3
 Designed by a Quilter, for Quilters.®



LAND YOUR UFO's in 2012



Every time you bring a finished quilt to show off at a guild meeting that was begun prior to 2012, sign Nancy's "Finished UFO Book". At the December meeting, she will draw a name from the book's entries and the winner will receive a gift certificate. The more UFOs that you finish, the more chances you will have to win!

Now you have no excuse, **FINISH THOSE UFOs!**

A great photograph can be the difference between acceptance in a show or not.

quilt photography

\$34.00 per session

for more info -

annetteplogphotography.com

213-548-7054



annette plog
 photography



*A thank you to Magnolia
Quiltworks
for hosting the
2012 Donation Quilt!*

Celebration Blocks

You saw them at the Festival of Quilts...did you have one hanging? Details are on our website and if you have any questions, contact Libby - LibbyMc137@aol.com for details.

*Blessed are the piece
makers,
for they shall quilt
forever!*



Project Linus

Dear Members,

Where did the year go? QGOA members have donated 69 quilts so far this year. One forgets that one quilt here and one or two more really count up over time. The Guild's support continues to be most appreciated. Many Thanks go to Carolyn Chandler and Janice Ferris (a team), Robbie Colley, Jean Horton, Sharon Ligon, Jo Ann McArthur, Janet Megason, Ella Rushing, and Nancy Spell. Great work Ladies! Special Thanks to our liaison, Liz and kit maker Helen Carr, QGOA is great! I will thank donors in the newsletter henceforth, as I am retiring bit by bit, say the old Gray Mare.

God bless all of you and yours.

Much love,
Susan Buckner

~ Standing Wish List ~

Finished quilts & tops - 40" X 44"

Blocks - in sets or singles

White or neutral thread

Cash for batting & backing

UFO's

Quilt pins

Stamps

A little something special around the corner ~ ~

This year I featured some of our board members in a special Spotlight. In the December issue there will be a little something special for you to do - a puzzle of some sort with information from our spotlights. Everyone that brings your puzzle to the December meeting and shows me, you will get your name in a drawing for a special gift.

I hope you all enjoyed getting to know some of our board members in the spotlights this year, I know I did. So get your past issues out and review and be ready for your puzzle!

Sheila Parry
Editor


Just in.....

2013 Quilt Festival Theme is.....

"ALL THINGS GREEN"

2013 Quilt Show Chairman - - Judy O'Polka

**Quilt Block
For Quilt Show Chair
Judy O'Polka**



**Diamond in a Square 8 ½" unfinished
Block Material - Civil War Reproduction Fabric**

1. Cut: 1 - 6" Square for Center
2. Cut: 2 - 4" Squares for Corner Triangles.
3. Cut each 4" Square on the diagonal making a total of 4 corner triangles. Mark the mid-point of the long side of each triangle by folding in half and pinching the crease.
4. Mark the mid-point of each side of the center square in the same way.
5. Sew a triangle to one side of the square, taking care to match these mid-points. Note that the points of the triangle will project about ½" beyond the sides of the square. Turn back triangle and press. Trim away the points.
6. Sew the other 3 triangles to the remaining sides of the square in the same way to give a "square-on-point. This completes the block.

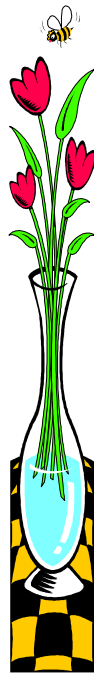
Correction: on #2 -- It should read:
Cut 2 - 5" Squares for Corner Triangles



Volunteer Hours
295 Hours for October

October Guild Meeting
66 Members
1 New Member
3 Visitors

Dec Meeting:
Brown Bag & Potluck!



Quilters' Guild of Arlington


~ Winter Retreat ~
January 24 - 27, 2013

Our House in Milford
 Milford, TX

\$245 per person for all three nights

Registration form on page 17.

Don't miss this exciting retreat!



Show & Tell

Date: _____ Name: _____

Name of Quilt: _____

Maker & Quilter: _____

Description: _____



Sunshine

Libby McDuffie's daughter, Kate got married on October 20 in New York City. Congratulations!

Linnie Rowlett will celebrate her 90th birthday on November 30. Send birthday cards to:

Linnie Rowlett
c/o Nolan Nursing & Rehab
PO Box 1369
Sweetwater, TX 79556

Shadow

Lynn Williams fell and broke her arm.

Marion Neff's husband, Wayne passed away on October 31.

Jean Dodson had shoulder surgery and will be in an arm sling for 6 weeks.

Sunshine & Shadow

Peggy Bilingsly will be moving to Salt Lake City. She will be missed by all!

LOOKIN' For Donations!

Our December Brown Bag Meeting will be here before we know it. Please bring "Like New" items to the meeting and place them on the table in the back of the room. Please NO tiny scraps of fabric, really old books or used dirty items. Items should be something you would enjoy taking home.

Congratulations Patricia Eckstrom

Winner of 5 ribbons at the State Fair of Texas this year!

1st place - "Follow the Music"

1st place - "Measure Me Baby"

1st place - Embroidered piece - a chicken gardening tea towel

4th place - "Scrabble Jack"

4th place - "Bonsai Beauty"

Way to go Patricia!!!



Custom Quilters

Long Arm Quilting
Mark Clark ~ Arlington

Guild Members 15% Off

Discount on Quilting Service & Batting

Charity Quilts No Charge as time permits

Custom Quilters

believes your quilt we are working on
is the most important quilt in the world!
Each quilt gets individual, undivided attention

682-241-1349

info@customquilters.com

**Check our Website for
NEW Designs**

www.CustomQuilters.com




Block Party 2012 November

Thanksgiving Half Squares

2 Fabrics: Cream and Brown Print

Cream and Brown Print: 1 4 in. by width of fabric strip from each fabric.



Lay the pairs of strips right sides together. Mark off 8 - 4 inch squares. Mark a zigzag pattern across the strip. Stitch a quarter inch seam on each side of the zigzag line. Cut apart on the drawn lines. Press to the darker fabric and square up to 3 ½ inches. Lay out according to the diagram.

Patriotic/Wounded Warrior Block

Make with the same block in red, white and blue.

Linus Project

Use 2 ½ in squares to make 9 patch blocks.

Seven Reasons to Buy Fabric

1. Ophthalmologists recommend quilting to support the sagging eye glasses industry.
2. Keeps the people who make cardboard inserts in bolts of fabric employed, thus supporting the national economy in yet another way.
3. I want my daughter to have a proper inheritance.
4. It fights the empty nest syndrome -- my youngest child is getting married, so I have another empty room to fill with fabric.
5. I need something new for show and tell party games.
6. To save a beautiful fabric design for posterity. They might stop making it, and it would be lost to the world forever.
7. Buy it now, before your husband retires and goes with you on all your shopping expeditions.

SEPTEMBER & OCTOBER SHOW & TELL

- Patricia Eckstrom California Dreaming -- Maker & Quilter: Patricia
- Judy O'Polka Side Step Pattern -- Maker: Judy O'Polka
Quilter: Mary Jo Smith
- Cindy Bergman Around the Town -- Maker & Quilter: Cindy
- Flossy Loop Super Size Shoo Fly -- Maker: Flossy Loop
Quilter: Susan Hamilton
- Randa Dillon Wounded Warrior -- Maker: Annis Clapp
Quilter: Randa Dillon
Wounded Warrior -- Maker: Quilt members, assembly - Randa
Quilter: Randa Dillon
Plum Pudding -- Maker & Quilter: Randa
Orange You Glad -- Maker & Quilter: Randa
10 Minute Block Quilt -- Maker & Quilter: Randa
- Kay Dietrick Eileen Urbank's Desert Sky -- Maker & Quilter: Kay
Carpenter's Star -- Maker & Quilter: Kay
- Annis Clapp Batik Beauty -- Maker: Annis Quilter: Sabina Thompson
Wrapped in Friendship -- Maker: Annis
Quilter: Donna Akins
- Elizabeth Cooper Plaid Pineapple -- Maker: Carolyn Chandler
Quilter: Janice Farris
Sweet Melissa -- Maker: Carolyn Chandler
Quilter: Janice Farris
Project Linus quilt -- Maker & Quilter: Robbie Colley
Project Linus quilt -- Maker & Quilter: Nancy Spell
- Jane Kee Jack-O-Lantern -- Maker & Quilter: Jane
- Peggy Billingsley Rusty's Quilt -- Maker & Quilter: Peggy
- Leila Kinsey Jo Ann's Lace -- Maker & Quilter: Jo Ann Chambers
- Pearl Nettles 4 Soldier Quilts -- Maker: Pearl Nettles Quilter: Custom Quilters
- Sandy Boice Purse/Tote -- Maker & Quilter: Sandy's daughter

How much like a patchwork quilt we are;
 Some of us are bright and gay,
 some are quieter, more delicate and subdued.


Yet how well we blend together,
 The quiter ones set off the colorful
 The brighter ones accentuate the pastels.

Often, the more fragile pieces
 Hold the sturdy ones together;
 Blessed are we to be varied.

~ Author Unknown ~



Magnolia Quiltworks




....where friends & quilts
 come together

Monthly Clubs

Novel Quilters Book Club- 2nd Fridays
 Wool-works - 4th Tuesdays

Open Tuesday - Friday 10:00 - 5:00
 Saturday 10:00 - 4:00
 Closed Sunday & Monday




Guild Refreshments



- January: C, T
- February: H, V
- March: M
- April: S, Z, E
- May: A, D
- June: POTLUCK
(Board-
Desserts)
- July: G, L
- August: B, K, O
- September: F, I, J, Q
- October: N, P, R
- November: T, U, W, X, Y**
- December: POTLUCK
(Board-
Desserts)

Please help at the membership table, signing in and greeting members and guests during you assigned month. Please mark your calendars.

For Late Breaking QGOA News

You'll always know the latest information when you join the QGOA Yahoo Group; its quick and easy. Go to the guild home page at www.QGOA.org and click on the link. If you have any questions, please contact Carolyn Hill at sportsfn@swbell.net




IN CASE OF INCLEMENT WEATHER:


IN GENERAL, WILL DO WHAT THE UNIVERSITY OF TEXAS OF ARLINGTON DOES. IF THEY CANCE EVENING CLASSES WE WILL CANCEL GUILD AND BOARD MEETINGS.



Meet & Greet

One of the exciting things about being a member of the guild is meeting new people. Let's strive to introduce ourselves to visitors and new members this year. Also, get to know some of the current members you have never met. Perhaps inviting someone for dessert and coffee or to join you at your next stitch group meeting.

Be Courteous to our Speakers and Members



*and **TURN OFF** your **CELL PHONES** during the meetings!*

Safe Haven Donations

We will continue to accept travel size toiletry items throughout the year. ALL items should be new and unused including toiletries.

- January: Diapers, baby wipes
- February: Children's socks
- March: Children's underwear
- April: Shampoo, brush, comb, etc.
- May: Toothbrush, toothpaste, floss
- June: Women's underwear
- July: Feminine hygiene products
- August: School Supplies
- September: Soap and towels
- October: Prepackaged snacks - Granola bars, Goldfish crackers, etc.
- November: Children's toys**
- December: Mittens, scarves or hats



Golden Spool
We are still taking nominations for Golden Spool. We will award the next Golden Spool in December. Turn your nominations in to Nancy Spell.

QGOA Executive Board & Standing Committees - 2012

Executive Board

President	Randa Dillon
Vice President	Susan FitzGerald
Secretary	Barb Cain
Treasurer	Dwain Edwards
Parliamentarian	Libby McDuffie

Standing & Appointed Committees

Programs	Susan FitzGerald
Membership	Linda McPherson
Co-Membership	Charlotte Humphrey
Membership asst	Jolene Mershon
Guild Products	Linda Dickson
Hospitality	Judy Weiss
Door Prizes	Malorie Harper
Volunteer Hours	Judy Liston
Golden Spool	Nancy Spell
Librarian	Pat Madrid
Librarian asst	Brenda Aigner
Greeting	Peggy Billingsley
Publicity	Sherry Livingston
Perm. Quilt Coll	Debby Rake
Newsletter	Sheila Parry
Historian	Billie Breechen
Sunshine & Shad.	Elizabeth Carr
Quilt Show 2012	Judy O'Polka
Guild Activities	Nancy Conner
Block Party	Nancy Conner
President's Block	Nancy Conner
Display Case	Nancy Spell
Retreat Coord.	Libby McDuffie
TAQG Rep	Carolyn Troupe
Community Outreach	Ruth Callahan
Susan G. Komen	Vickie Bramlet
Project Linus	Elizabeth Cooper
Safe Haven	Patsy Martin
Ronald McDonald	Annette Debose
	Pearly Nettles

Website Coordinator Peggy Billingsley

Donation Quilt 2012 Patricia Eckstrom


Donation Quilt 2013 Del Jeanne Mathews

Webmaster Art Parry art.parry@juno.com

Email address to contact officers:
support@qgoa.org
or refer to the current directory for
specific information.

STITCH GROUPS

Guild members are cordially invited to join a sewing group for fellowship and stitching. Most groups have room for new members.



Friendship Stitchers

Meets the 1st & 3rd Thursdays
10:00 a.m. at First Christian Church
Contact: Helga Smith

Etcetera Art Quilt Group

Meets @ Lone Star House of Quilts
1st Thursday of the Month
7 p.m. to 8:30 p.m.
Contact: Denny Cornett

The Piecemakers

Meets at Bob Duncan Community Center
2nd & 4th Thursdays
6:00 p.m. to 10:00 p.m.
Contact: Linda McPherson

Sew-N-Sews

Meets @ Quilt Among Friends
2nd Friday & 4th Wednesday of the month
10 AM to 3 PM (beginning Aug 22nd)
Contact: Randa Dillon or Carolyn Bowden

Please let us know if you've formed an open group or want to do so
support@qgoa.org.



QGOA NEWSLETTER AD RATES

SIZE	1 MO	3 MOs	1 YR
1/8 page	\$7.50	\$22	\$ 85
1/4 page (3?"x4?")	\$15	\$40	\$150
1/2 page (4?"x7?")	\$30	\$75	\$ 270
1/2 page (9?"X3?")	\$30	\$75	\$270
1/2 page (back page)	\$40	\$105	\$378
1 page (7 x 9)	\$60	\$150	\$540

All ads must be print ready and fit the size requirement. Ads must be received by the 15th of the month prior to the desired publication month. **Email preferred.**

Make payments to: QGOA


Mail payments to: Sheila Parry, editor

6112 W Poly Webb Rd, Arlington, TX 76016

Want to make someone Happy?

Then make a donation quilt!

1. Ronald McDonald quilt kits are available now. A kit is \$5.00. These funds are used to provide prizes for the winners. These quilts are displayed at the quilt show in May and then donated to the Ronald McDonald House in Ft Worth. Additionally, you can make other quilt also for the Ronald McDonald House at any time of the year.
2. Wounded Warrior quilts and taken to Brooks Army Hospital in San Antonio. QGOA has been providing these quilts for several years. Quilts can be approximately 50 inches by 50 inches. Quilts are delivered several times during the year. The next delivery will be during Thanksgiving week.
3. Linus project is an ongoing opportunity to make quilts for children.
4. The Susan G Komen miniature auction happens at the QGOA quilt show in May. All the proceeds go directly to SGK. There are two divisions of miniature quilts. Check the Quilt Entry form for the guidelines. We need A LOT of these. It is not too early to start.



PQS

PEGGY'S QUILT STUDIO

2410 C SUPERIOR DR.
PANTEGO, TX 76013

817 275-4155
12PEGGY@SBCGLOBAL.NET

Shop Hours

Monday thru
Saturday

10:00 - 5:00
Closed Sundays

***Be sure to look out for our sale e-mails.
Various sales are going to happen throughout
The Summer!***

**QUILTERS' GUILD OF ARLINGTON
'Our House in Milford', Milford, Texas
January 24 ~ 27, 2013**

When : Thursday, January 24 ~ Sunday January 27, 2013

What : Annual QGOA retreat

Where : 'Our House in CityMilford', Milford, Texas
<http://www.ourhouseinmilford.com/index.html>

Cost : \$245 per person for all three nights.
\$190 for Friday & Saturday nights only

Includes all meals (dinner on the 24th through brunch on the 27th).
Each person will have two personal tables. Rooms are arranged with 4 twin beds, no bunks.
Please look on the above website for information on the all the great amenities and work space.

Bring your personal projects, UFOs to finish and ideas to share! We will also have space for 'garage sale' items.

I paid \$ _____ Balance of \$ _____ due by January 8, 2013

Cut here and keep the upper portion

REGISTRATION FORM

*PLEASE CIRCLE CHOICES AS INDICATED. CONFIRMATION, UPDATES AND EVENT CHANGES WILL BE NOTIFIED BY EMAIL.
INDICATE IF YOU DO NOT USE EMAIL FREQUENTLY AND NEED PHONE AND/OR SNAIL MAIL FOR CORRESPONDENCE.*

NAME: _____ **EMAIL ADDRESS:** _____

ADDRESS: _____ **CITY:** _____ **ZIP:** _____

PHONE: (DAY/NIGHT) _____ **ALTERNATE PHONE: (CELL/WORK)** _____

I AM A QGOA MEMBER: _____ **NON-QGOA MEMBERS WELCOME!**

NEED ADA ROOM: YES / NO One bedroom (three persons) and bathroom is equipped for ADA needs.

Will share room with: 1 _____ 2 _____
Or Assign Me ___ 3 _____ 4 _____

I will be attending: ___ Thursday ___ Friday ___ Saturday
Thursday through Sunday \$245, Friday & Saturday \$190

150 Deposit due by November 13 Thurs. - Sun. \$245 _____
Deposit or full payment is due OR Fri. & Sat. \$190 _____
with registration. Total _____

Make checks payable to QGOA (Due with Registration)
Final Payment Due: January 8, 2013 Deposit - \$150
Balance Due 1/8 = _____

Confirmation will be sent soon after receipt.
Retreat info, directions & details will be sent by 1/15/2013

Mail to: Retreat Coordinator, QGOA;
P.O. Box 13232; Arlington, TX 76094-0232

November 13, 2012 Workshop with Jodi Barrows

Prairie Claw

Fees: \$40 member, \$45 non-member

Beginners to Advanced

This is a great quilt to learn the Square in a Square® system. Choose any color combination you like, organized colors or scrappy. It will look wonderful! The student will learn the basic square construction consisting of speed piecing, Option 1™ and Option 3™ flying geese. These are two of the most valuable triangle units in the system. We will concentrate on three to five blocks in class.



SNS Publishing - www.squareinasquare.com - 888.624.6260 - snsjodi@yahoo.com
 Square in a Square® is a Registered Trademark of Jodi Barrows, Cerebro de Costura, LLC

Prairie Claw Supply List

Please bring these required items to class:

Rotary Cutter with sharp blade

Cutting mat

6" x 12" ruler

6" x 24" ruler

Scissors

Snips

Thread

Wound bobbins

Stiletto

I will have the required books and rulers to purchase in class:

Square in a Square ruler and Square in a Square book 1

A sewing machine

You may choose any color for your quilt. The "Prairie Claw" is shown as a scrap quilt and the cutting requirements are given to you in a scrap variety form. Cut all strips selvage to selvage.

Please have these cut, labeled and bagged:

15 – 2 ½" light or background squares

1 ½" strips any color family...make sure you have a contrast color to your above background squares. Cut a total of 30 of these. Label as "Option 1" and place in a baggy.

Cut 6 – 2 7/8" light or background squares. Label as "Option 3" and place in a baggy.

Cut 12 – 3 3/8" squares from the same color you chose for your 1 ½" strips. You may make these all the same or chose a variety of colors. Label and mark in a baggy.

Cut 24 – rectangles 2 x 3 3/8" as background or light. Label and mark in a baggy.

Cut 12 -- 2" square from the same colors you chose for the 1 ½" strips and 3 3/8" squares. You may make these all the same color or chose a variety.

IN CLASS, we will work on 3 blocks (12 inch) from page 19 of Square in a Square book.

QUILTER'S GUILD OF ARLINGTON
MEMBERSHIP REGISTRATION FORM
PLEASE PRINT!

Name _____

Spouses name _____

Address _____

City _____ State _____ Zip _____

Home _____ Cell _____

Work _____

Email address _____

Birth date (month/day) _____

Favorite color _____

Stitch group _____

Specialties _____

Membership fees:

- | | | |
|---|------|-------|
| <input type="checkbox"/> Membership (Ages 18-64) | \$30 | _____ |
| <input type="checkbox"/> New <input type="checkbox"/> Renewal | | |
| <input type="checkbox"/> Junior Members (Ages 12 - 17) | \$15 | _____ |
| <input type="checkbox"/> Seniors (Ages 65- 84) | \$25 | _____ |
| <input type="checkbox"/> Super Senior Saver (85 and older) | \$ 0 | _____ |
| <input type="checkbox"/> Printed Newsletter Subscription | \$15 | _____ |
| Total | | _____ |

Cash _____ Check # _____ Amount paid _____

Date _____

Check the box if you do not want your information in the Guild Directory.

Check the box to withhold information from the newsletter/website

Signature _____ date _____

Please provide a photo of yourself for the directory.

QUILTERS' GUILD OF ARLINGTON

support@qgoa.org

www.qgoa.org

P.O. Box 13232

Arlington, TX 76094-0232

From Our House to Yours

Your Hometown Quilt Shop

Lone Star House of Quilts

Lone Star Quilt Class

*Great Techniques for your next
Lone Star Quilt!*

*Fridays, November 16th & 30th
10:30 AM - 2:30 PM*

***Sign up
Today!***

Open 3rd Sunday --- November 18th
3rd Sunday 1 - 5 PM 3rd Sunday



**Featured Shop
2012 Quilt Sampler
Magazine
by Better Homes**

***With
This Ad!***

***Only For QGOA Members!
15% OFF Fabric in November***

***1 Yard
Minimum***

Lone Star House of Quilts / 1210 W Abram St., Arlington, TX 76013 / 817-277-4749

LoneStarHouseofQuilts@gmail.com