

The Quilting Bee

Quilters' Guild of Arlington

www.qgoa.org



Volume XXIV Issue 1

January 2013

Meeting Reminders:

Refreshments:

January - C, T

February - H, V

Safe Haven:

Jan - Diapers & Baby Wipes

Feb - Children's Socks

Don't forget!

- Name Tag
- Show & Tell
- Block Party
- Linus Quilts
- Patriotic Blocks
- **President's Block**
- Challenge
- Swap Items

January Meeting

Alice Cooksey of Lone Star House of Quilts



"Celebrating Ten Years at Lone Star House of Quilts"

My, how time flies! Ten years is a milestone for any business and Alice and David Cooksey are very proud of this one. "The little quilt shop that could" is still going strong and flying high. They have seen some changes over the years, but the one constant that never changes is the strength of quilting talent that works and creates there. Alice will take you on a trip through time, from 2003 to 2013, featuring quilts and other creations that have come out of the inspiration provided by the people at Lone Star House of Quilts. If you have any projects in your home that came from the shop during those years, please bring them with you to share with everyone.



2013 Guild Officers

President: Susan Fitzgerald

Vice President: Kandy Garrett

Secretary: Barb Cain

Treasurer: Dwain Edwards



NEXT MONTH's FEATURE: Ginny Eckley

Meeting Program

February 12 "Creative Genius"

Workshop

February 13 "Machine Embroidery"



Meeting Location

Bob Duncan Center -- Vandergriff Park 2800 S Center St Arlington, TX 76014

Meetings 2nd Tuesday each month Doors open at 6:30 ~ Meeting at 7:00

Words from Our Guild President

Welcome to a brand new year!

January is a good time to reassess our lives and to make adjustments as necessary. It's also a good time to just breathe. If you're like me you have made it through the craziest month ever. The shopping, the guests, the visits, the parties, and the last minute quilt projects with drop dead due dates are all finished and now we can enjoy a well deserved breather!

I would like to say thank you for entrusting me with such an awesome responsibility. I am so impressed with the Board and the Committee Chairs, what a great group of people. Thank you to all who stepped up to fill our board positions and to those who continue to do a tremendous job making sure our members are learning, growing and giving.

Let's make the year fun! I know that we will enjoy the camaraderie of our membership if we approach the year with anticipation. Also, please make the effort to participate in all QGOA activities, retreats and workshops. This helps us build community and often leads to personal satisfaction in having helped others with our amazing quilting talents. Please remember, you only get out of an organization what you put into it. You will have more fun and gain more knowledge about quilting by participating. Because of our quilt show there will be a lot of opportunity to help.

Happy New Year!
Susan FitzGerald, President

January Birthdays

- 1 Kathey Youngblood
- 5 Billie Brecheen
- 6 Annette Plog
- 11 Randa Dillon
- 12 Malorie Harper
- 13 Anne Jones
- 14 Linda Turner
- 16 Alice Cooksey
- 17 **Judy O'Polka**
- 18 Patricia Brenner
- 18 Carolyn Clifton
- 19 Emily Cain
- 20 Debbie Grigar
- 23 Patsy Martin
- 24 Edith Jenkins
- 27 Colette Wong
- 30 Dwain Edwards
- 31 Kathryn Kaju

Next Workshop

Ginny Eckley - "Machine Embroidery"

February 13, 2012

Learn to add texture and detail that has your viewer wondering how you did that! We'll do fun techniques like creating cords, and even a dash of paint to get special effects. We'll be creating a small fish tapestry which uses these techniques.

WORKSHOP REGISTRATION FORM

(Please use this form to register for all upcoming workshops. You may photo copy this form.)

Name: _____

Address: _____

City: _____ State: _____ Zip: _____

Phone: _____ Email Address: _____

Workshop Name: _____

Workshop Date: _____

Form of Payment: (circle one) Check Cash

Cost is \$40 for members/\$45 for non-members. Please make all checks payable to QGOA.

Payment must be received to hold your space in the workshop. Enrollment is on first come first serve basis.

Please sign-up at a meeting at the Program Section of the Sign-In Table or send your registration form with full payment to:

Quilters' Guild of Arlington

PO BOX 13232

Arlington, TX 76094-0232.

Notify the Vice President, Kandy Garrett, that you wish to sign up.

Please pick up your supply sheet at the Guild meeting or check the newsletter on the website www.QGOA.org

Workshops are held at **from 9 a.m. to 4 p.m.** Pleasant Ridge Church of Christ Family Pavilion in Arlington, located at I20 & Little Road NW of the Southwest Plaza Shopping Center **off Church Street.**



SUSAN G. KOMEN FOUNDATION MINIATURE QUILT SILENT AUCTION

Beginning in 1997, QGOA members and friends have been making miniature quilts to be auctioned at the annual quilt show. 100% of the proceeds from the auction are given to the Tarrant County Chapter of the Susan G. Komen Foundation, whose mission it is to eradicate breast cancer as a life threatening disease through advancement in research, education, screening, and treatment.

In 2003, a Pink Challenge category was added by then chairman, Nancy Martinson, now titled "Nancy's Pink Challenge." Nancy lost her battle with breast cancer in 2004. The Pink Challenge is held each year in her memory. These are miniatures with 3" blocks. The other miniatures' auction requires 4" blocks.

The membership will vote on the quilts submitted for the Nancy's Pink Challenge at the April general meeting. It would be great to have a big auction with lots of 4" block miniatures and Nancy's Pink Challenge 3" miniature quilts this year. We had 23 last year, so let's get busy and top that!

If you have any questions, call Gayle Lacerda at [817-572-5750](tel:817-572-5750).

Rules for the Quilt Categories:

Miniature Quilt - To be donated for the Susan G. Komen silent auction. No block may be larger than 4" square, either machine or hand quilted. Must have at least 9 blocks, unless it is a whole cloth or medallion style quilt. Quilt not to exceed 24" on any one side.

Nancy's Pink Challenge Miniature Quilt - To be donated for the Susan G. Komen silent auction. Quilt not to exceed 24" on any one side. 75% of the quilt must be PINK. No block may be larger than 3" square. Must have at least 9 blocks, either machine or hand quilted. No medallion quilt qualifies for this category unless medallion is 3" and includes 9 other 3" blocks. No whole cloth quilt qualifies for this category.



*Be Courteous to our
Speakers and Members
and **TURN OFF** your **CELL
PHONES** during the
meetings!*

*A great photograph can be the difference
between acceptance in a show or not.*

quilt photography

\$34.00 per session

for more info -

annetteplogphotography.com

817-548-7054



*annette plog
photography*

Date	QGOA Programs & Workshops at a Glance
January 8, 2013	Alice Cooksey ~ Celebration Ten Years at Lone Star House of Quilts
February 12, 2013	Ginny Eckley ~ Creative Genius
February 13, 2013	WORKSHOP Ginny Eckley ~ Machine Embroidery
March 12, 2013	Beth Ferrier ~ When Finishing is Highly Over Rated
April 9, 2013	Karen Eckmeier ~ Happy Villages and Accidental Landscapes
April 10, 2013	WORKSHOP Karen Eckmeier ~ Accidental Landscapes—Beaches
May 14, 2013	Cheryl Morshauer & Deborah Cooley ~ Sew Many Little Quilts
June 11, 2013	POTLUCK "Stitches" DVD The Story of Caryl Bryer Fallert
July 9, 2013	Marilyn Watson ~ A Clothesline of Quilts Across America
August 13, 2013	Connie Litfin ~ Red Work
September 10, 2013	Winnie Fleming ~ Borders
September 11, 2013	WORKSHOP Winnie Fleming ~ Borders
October 8, 2013	Jolene Mershon ~ Free-spirited, No Restraint, Serendipity Quilting
November 12, 2013	Lisa Erlandson ~ Orphan Quilts—The Good, the Bad and the Ugly
December 10, 2013	POTLUCK Brown Bag Auction



 Guild Refreshments 

 **January: C, T** 

 February: H, V 

 March: M 

 April: S, Z, E 

 May: A, D 

 June: POTLUCK (Board-Desserts) 

 July: G, L 

 August: B, K, O 

 September: F, I, J, Q 

 October: N, P, R 

 November: T, U, W, X, Y 

 December: POTLUCK (Board-Desserts) 

 Please help at the membership table; 

 signing in & greeting members & guests 

 during your assigned month. Please 

 mark your calendars. 






LAND YOUR UFO's in 2013

Every time you bring a finished quilt to show off at a guild meeting that was begun prior to 2013, sign Janice's "Finished UFO Book". During the December 2013 meeting, she will draw a name from the book's entries and the winner will receive a gift certificate. The more UFOs that you finish, the more chances you will have to win!



QGOA Executive Board & Standing Committees 2013

EXECUTIVE BOARD

President	Susan FitzGerald
Vice President	Kandy Garrett
Secretary	Barb Cain
Treasurer	Dwain Edwards
Parliamentarian	Randa Dillon

PUBLICITY

Permanent Quilt Collection

Sherry Livingston
Debby Rake

NEWSLETTER

Historian
Sunshine & Shadow

Jenn Haxton
Sheila Parry
Elizabeth Carr

QUILT SHOW 2013

Judy O'Polka

STANDING & APPOINTED COMMITTEES

PROGRAMS

Kandy Garrett
Nancy Spell

GUILD ACTIVITIES

Block Party
Presidents Blocks
Display Case
Retreat Coordinator
TAQG Representative

Janice Mowery
Janice Mowery
Janice Mowery
Billie Brecheen
Libby McDuffie
Carolyn Troupe

MEMBERSHIP

Membership Asst
Membership Asst
Membership Asst
Membership Asst
New Membership Asst
Guild Products

Carol Ramsey
Sheila Kinsey
Linda McPherson
Marie Eggleston
Etta Miller
Jolene Mershon
Linda Dickson

COMMUNITY OUTREACH

Susan G. Komen
Project Linus
Safe Haven
Ronald McDonald

Ruth Callahan
Gayle Lacerda
Elizabeth Cooper
Patsy Martin
Annette Debose
Pearly Nettles

HOSPITALITY

Door Prizes
Volunteer Hours
Golden Spool
Librarian
Librarian Asst
Greeting

Barb Goodman
Judy Liston
Charlotte Humphrey
Pat Madrid
Brenda Aigner
YOUR NAME HERE

WEBSITE COORDINATOR

Website

Janice Farris
Art Parry

DONATION QUILT

Donation Quilt 2013
Donation Quilt 2014

Randa Dillon
Annis Clapp

Email address to contact officers: support@qgoa.org,
or refer to the current directory for specific information.



For Late Breaking QGOA News

You'll always know the latest information when you join the QGOA Yahoo Group; it is quick and easy. Go to the guild home page at www.QGOA.org and click on the link.

If you have any questions, please contact Carolyn Hill at sportsfn@swbell.net



In Case of Inconvenient Weather:

In general, we will do what the University of Texas of Arlington does. If they cancel evening classes we will cancel guild and board meetings.

Quilt Mercantile
EST. 2002

Quilt Sampler
FEATURED SHOP 2011

Check out our Retreat Center: Quiltagious Quarters
4900 sq ft for up to 24 ladies. Designed for quilters by quilters
www.quiltagiousquarters.com

- One of the LARGEST QUILT STORES in Texas with over 5,400 sq. feet of Rustic Charm!
- Awesome quilt classes and retreats!
- Celebrating 10 years in Celeste, TX!

215 HWY 01 North - Celeste, TX 75623 - 803-568-USEW (8799)
Find a map to our store & more utilities at www.quiltmercantile.com
quiltmercantile215@comcast.net - www.quiltagiousquarters.com

Handi Quilter
QAT Store Hours
Mon.-Sat. 9:00-6:00

Meet & Greet

One of the exciting things about being a member of the guild is meeting new people. Let's strive to introduce ourselves to visitors and new members this year. Also, get to know some of the current members you have never met. Perhaps invite someone for dessert and coffee or to join you at your next stitch group meeting.



STITCH GROUPS

Guild members are cordially invited to join a sewing group for fellowship and stitching. Most groups have room for new members.

Friendship Stitchers

Meets the 1st & 3rd Thursdays

10:00 a.m. at First Christian Church

Contact: Helga Smith

Etcetera Art Quilt Group

Meets @ Lone Star House of Quilts

1st Thursday of the Month 7 p.m. to 8:30 p.m.

Contact: Denny Cornett

The Piecemakers

Meets @ Bob Duncan Community Center

2nd & 4th Thursdays

6:00 p.m. to 10:00 p.m.

Contact: Linda McPherson

Sew-N-Sews

Meets @ Quilt Among Friends

2nd Friday and 4th Wednesday of the month

10 a.m. to 3 p.m.

QGOA NEWSLETTER AD RATES


SIZE	1MO	3MO	1 YR
1/8 PAGE	\$7.50	\$22	\$85
1/4 PAGE	\$15	\$40	\$150
1/2 PAGE	\$30	\$75	\$270
1/2 PAGE (BACK)	\$40	\$105	\$378
FULL PAGE	\$60	\$150	\$540

All ads must be print ready and fit the size requirement. Ads must be received by the 15th of the month prior to the desired publication month. Email preferred.

Email ad to: jshaxton@gmail.com
 Make payments to: QGOA
 Mail payments to: Jenn Haxton, editor
 717 Bunker Hill
 Arlington, TX 76011

BLOCK PARTY

Patchwork Heart Quilt Block
February 2013



This 6 1/2" patchwork heart quilt block is made with quick-piecing technique. Each side of the heart block is pieced separately, and the two mirror image sides are joined vertically to complete the block.

Choose two focal fabrics for each heart: two red or pinks of similar value

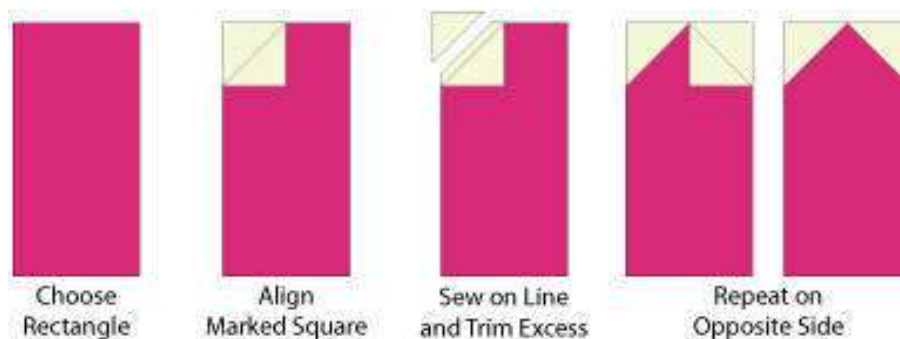
Background is a white tone on tone

Cutting Instructions for one (1) block

From the Heart Focal Fabrics: cut one (1) 3 1/2" x 6 1/2" from each of the 2 different fabrics

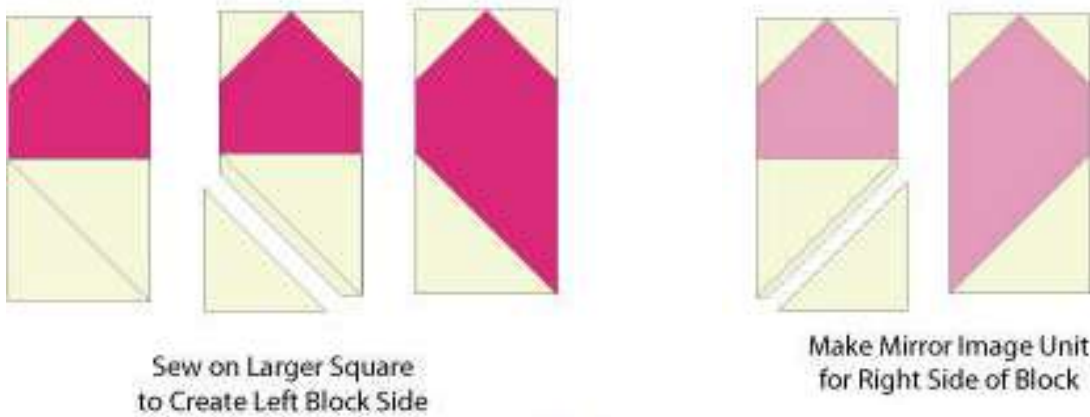
From the Background Fabric: Cut four (4) 2"x2" squares. Draw a diagonal line on the wrong side of the fabric from corner to the opposite corner.

From the Background Fabric: Cut two (2) 3 1/2" x 3 1/2" squares. Draw diagonal lines on each of these as you did for the smaller squares.

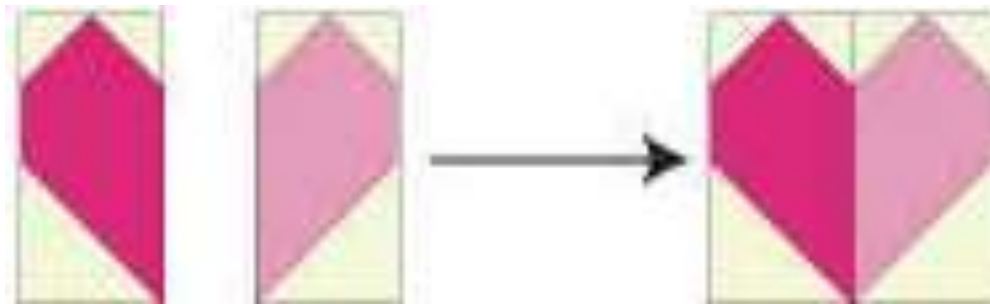


Refer to the illustration as a guide as you assemble the patchwork heart quilt blocks.

1. Choose the 3 1/2" x 6 1/2" rectangle you would like to use on the left side of your first block.
2. Align a 2"x2" white square right side down in the upper left corner of the rectangle, with the marked line oriented as shown. Sew a seam on the marked line.
3. Trim away the excess fabric about 1/4" past the seam. Flip the white triangle right side up and press. Pressing open works well, but you can press to one side if you wish.
4. Sew a second white square to the right upper side of the triangle, taking care to position the marked line as shown. Sew on the marked line and trim excess fabric tips as before.
5. For best results, press the seam open or press it in the opposite direction as you pressed the seam on the left half of the block.



6. Use the same method to sew a 3 1/2" white square to the bottom of the left side rectangle, taking care to position its marked line as shown. Trim the excess fabric and press (again pressing open or to one side).
7. Make the right half of the heart quilt block using the same method, with one difference: The seam of the 3 1/2" square will be oriented in a mirror image of the seam on the left side, as illustrated.
8. After trimming, press the seam allowance open or in the opposite direction as you pressed in the left block half.
9. Sew the two heart block halves together vertically to complete the block.
10. **Press.** The block should measure 6 1/2"x6 1/2".



Monthly Block Party Information:

This is a monthly challenge with a new block pattern each month printed in the newsletter.

There are several ways to participate:

1. You can make the block and bring it to the next meeting. Each month a name is drawn for the winner of the blocks that month. You can only get the number of blocks that people participate that month.
2. If you are like me and never win anything, we have started a group of twelve that make blocks each month. At the end of the year we have a drawing to win one set of 12 blocks. This is a good way to make friends, make something new, and maybe have 12 blocks ready to make a quilt.
3. If you do not want to win blocks, make the block in Red, White and Blue each month to be donated to someone to make Wounded Warrior quilts.
4. You can make the same block to donate to the Ronald McDonald House project.
5. You can also make nine patch blocks to be donated to Project Linus.

Janice Mowery, Block Party Organizer

Project Linus

Many thanks to the generous December donors, Jeannie Denson and Ella Rushing. We do appreciate the donations, support and friendship over the year. I do miss you lovely ladies and miss the meetings a lot. Our wish list is for finished quilts, tops and backs (40" x 44"), blocks and/or cash for batting and backs.



The Benbrook meeting is going well, is productive, and is a joy. It will be hard to retire as I will miss it all. Retirement is going slowly, as we need several jobs filled. I can still tend phone calls, gather tops, backs, and quilts, order batting and backing, send in news items to the newspaper and guild newsletter, pen Thank You cards and correspondence, and keep records. My health is not what it was, but I'll do that as long as able. We are looking for people. We need a "scrounger" to get out or phone and to use the internet to gather donations and supplies and cash for batting and backing. If we don't ask, we don't get. We also need 3 or 4 top and block makers, a meeting opener in Benbrook and to do little jobs, even if only for 6 months or a year. So please come forward if you could help.

God Bless Everyone, Happy New Year!

Love,

Susan Buckner



Golden Spool

We are still taking nominations for Golden Spool. We will award the next Golden Spool in December. Turn your nominations in to Charlotte Humphrey.



Custom Quilters
Long Arm Quilting
Mark Clark — Arlington

Guild Members 15% Off

Discount on Quilting Service & Batting

Charity Quilts No Charge as time permits

Custom Quilters

believes your quilt we are working on
is the most important quilt in the world!
Each quilt gets individual, undivided attention

682-241-1349

info@customquilters.com

**Check our Website for
NEW Designs**

www.CustomQuilters.com



Safe Haven Donations

*We will continue to accept travel size toiletry items throughout the year.
ALL items should be new and unused including toiletries.*

January: Diapers, baby wipes

February: Children's socks

March: Children's underwear

April: Shampoo, brush, comb, etc.

May: Toothbrush, toothpaste, floss

June: Women's underwear

July: Feminine hygiene products

August: School Supplies

September: Soap and towels

October: Prepackaged snacks – Granola bars, Goldfish crackers, etc.

Sunshine and Shadow



Ruth Callahan has a new grandchild. Georgia Anya Hundt born December 18, 2012

QGOA 2012 Survey Results



48 members returned surveys. This tally reflects the popular vote on issues. 34 members believe we are doing a good job in welcoming new members and 7 did not.

46 members are aware we have a website and 26 said they are a member of the Yahoo Group.

23 members like hearing the Committee Reports during the business portion of the meeting and 15 did not.

26 think we need a break during the meeting and 23 did not.

18 members read the reports on the clipboards and 30 do not.

Rules for Quilting

1. Always buy fabric no matter how much you already have
2. Sew All Day and All Night absolutely no cooking allowed
3. Use a lot of spit for tiny droplets of blood, this always makes the quilt personal
4. Always start a new quilt before the last one is finished, this requires you to go back to step # 1



PEGGY'S QUILT STUDIO

2410 C SUPERIOR DR.
PANTEGO, TX 76013

817-275-4155

12PEGGY@SBCGLOBAL.NET

SHOP HOURS:
MONDAY THRU SATURDAY
10:00-5:00
CLOSED SUNDAYS

Magnolia Quiltworks



*....where friends & quilts
come together*

Monthly Clubs

Novel Quilters Book Club- 2nd Fridays
Wool-works - 4th Tuesdays

Open Tuesday - Friday 10:00 - 5:00
Saturday 10:00 - 4:00
Closed Sunday & Monday

2224 W. Park Row, Suite A, Arlington, TX 76013 *817-275-8515* MagnoliaQuiltworks@att.net

★ Quilt Events ★



Heart of Texas

One Stop Shop Hop

www.HeartOfTexasHop.com

January 25 & 26, 2013
Friday 10 to 6, Saturday 10 to 5

Waco Convention Center, McLennan
Hall
Waco, Texas

19 Quilt Shops with Quilting, Fabrics
and Notions
Admission \$5



QUILTCON

presented by THE MODERN QUILT GUILD

Austin Convention Center at [500 East
Cesar Chavez Street, Austin, Texas
78701](#)

Admission to the quilt show, exhibitor and
vendor hall is \$10 per day or \$30 for a
four-day pass. Tickets can be purchased
onsite.

Thursday, February 21, 10 am-6 pm
Friday, February 22, 10 am-6 pm
Saturday, February 23, 10 am-6 pm
Sunday, February 24, 10 am-6 pm

Addicted to Quilting

She Learned to Quilt on MONDAY.
Her stitches all were fine
She forgot to make us dinner
So we all went out to dine

She quilted miniatures on TUESDAY
she says they are a must
They really were quite lovely
But She forgot to dust

On WEDNESDAY it was a sampler.
She says stippling's fun
What Highlights What Shadows!
But The LAUNDRY was'nt done

Nine Patches were on Thursday
Green, Yellow, Blue and red.
I guess she really was engrossed
She never made the Bed.

It was wall hangings on Friday.
In colors she adores
It never bothered her at all
That crumbs were on the floor

I found a maid on SATURDAY
My week is now complete
My wife can quilt the hours away
The house will still be neat

Well, now its only SUNDAY
I think I,m about to wilt
I cursed,I raved,I ranted
Cause *the Maid has learned to QUILT!*



Festival of Quilts Information

Are you getting ready for the Quilt Show in May? The Quilt Show Committee is working hard to get it organized. Here is a list of the Vendors who have committed so far:

Arlington Sewing Machine
Armadillo Alley Quilts

Bev's Beads

Gifts by Brenda
Gray Rooster Wood Shop
Hands on Tradition
Jenny Bugs Quilting
Jewelry Boutique by Gabrielle
Kar Geo Enterprises
Peachtree Quilts
Sew So Easy
Snips and Pins
The Scissor Guy

It is that time again!
Remember to renew
your membership for
2013!

Donation Quilt 2013


You will want to be at the January 2013 guild meeting for the unveiling of the 2013 donation quilt, "Irish You Whimsy". It is so beautiful!

Part of the proceeds of each donation quilt goes to a QGOA charity. At the January meeting we will need to take a vote on which charity that will be in 2013. In 2010 the quilt benefitted Mission Arlington and in 2011 and 2012 Safe Haven. I will need you to nominate possible benefactors.



See you January 8, 2013 (that is different to write)

~ Randa



A Note from your NEW Newsletter Editor: Jenn Haxton

Hello fellow quilters. I took on this task so that I could be involved more in **the Guild**. You know that saying "Be careful what you wish for"? Well I am involved in the monumental task of putting the newsletter together for the next 12 months. More about me: I have a job that I love. I work for the United States Postal Service as an Industrial Engineer. It was a busy month and I had to wait until January to get the newsletter process going. I hope you like the new format. I appreciate any feedback you might have and what kinds of things you want to see in the future. I will try to add new stuff that I read and find funny. Of course if I also want to get some sewing time in, I may need some help with content. If you see something that would make good content in the newsletter, send me an email or bring it to me at the meeting.

Looking forward to a great 2013! Happy Quilting

Jenn



The Quilting Bee

Quilters' Guild of Arlington
PO BOX 13232
Arlington, TX 76094

www.qgoa.org



Lone Star House of Quilts

Your Hometown Quilt Shop



New Classes & Clubs

Starting in January

New Clubs

Sip & Sew
1st Saturdays

Points of Perfection
2nd Sat or 3rd Wed

Sunnybrook Girls
Primitive Arts
3rd Saturdays

Classes

Machine Quilting
January 26th

String Piecing
January 17th

Beyond the
Beginning
2nd Saturdays

Jo's Little *Women* *Club*

New Session

Starting in February

Sign Up
Today!

Always something
to tickle your fancy!

Lone Star House of Quilts / 1210 W. Abram St., Arlington, TX 76013 / 817-277-4749

[*lonestarhouseofquilts@gmail.com*](mailto:lonestarhouseofquilts@gmail.com)