

The Quilting Bee

Quilters' Guild of Arlington

www.qgoa.org



Volume XXIV Issue 5

May 2013

May Meeting

Meeting Reminders:

Refreshments:

May - A, D

Jun—POTLUCK

Safe Haven:

May - Toothbrush, toothpaste, etc.

Jun—Women's underwear

Don't forget!

- Name Tag
- Show & Tell
- Block Party
- Linus Quilts
- Patriotic Blocks
- President's Block
- Challenge
- Swap Items

LAST CHANCE!!

Bring Fat Quarters to donate to TAQG Rally Day bags. Collection station at May meeting. **MAKE US PROUD!**

2013 Guild Officers

President: Susan FitzGerald

Vice President: Kandy Garrett

Secretary: Barb Cain

Treasurer: Dwain Edwards

Cheryl Morschauer & Deborah Cooley present "Sew Many Little Quilts"

Cheryl and Deborah have been good friends and have quilted together for more than 20 years, focusing primarily on reproduction fabrics. While serving as program chairs for the Plano guild, they had the honor of hosting Jo Morton for her trip to Plano. They became friends with her and continue to be fans of her fabrics, books and her Jo Club. After teaching the Jo Morton Little Women's and the Prairie Women's Sewing Circle classes in the McKinney area for the past six years, they are now speaking at Guild meetings and teaching workshops on small quilt patterns.

Sew Many Little Quilts



NEXT MONTH'S FEATURE:

Potluck Dinner & "Stitches" DVD The Story of Caryl Bryer Fallert—a documentary highlighting the bonds of friendship amongst quilters & the enormity of the quilting world with 21 million practicing our most loved craft in the US alone. The 2010 Houston Quilt Show is featured. This is a great program that all of us will enjoy!



Meeting Location

Bob Duncan Center – Vandergriff Park
2800 S Center St Arlington, TX 76014
Meetings 2nd Tuesday each month
Doors open at 6:30 ~ Meeting at 7:00

Words from Our Guild President

Lately, when "counting my blessings" I have been reflecting upon some of the things I learned from my Mother:

My Mother taught me the importance of striving for accuracy, I'm still working on that issue. I remember all the years of dance recitals costumes she toiled over until they were perfect. She helped guide me when I had to make a tablecloth and apron in a high school Home Economics class and I felt sewing wasn't my strong suit. She would always encourage me to keep trying.

She introduced me to quilting when she found two quilt tops at a church sale. My Aunt quilted the tops since Mother didn't quilt but her love of quilts was enough to inspire me. After talking about it for several years I finally learned how to quilt.

Mother taught me the importance of family. Always a devoted wife and loving mother to my two brothers and me. She taught me the importance to be a good hostess and not to panic over big dinner parties. She taught me to work hard and to spend carefully, and how to make a great Pork Roast and the perfect Crepe. She instilled many family traditions and made family gatherings memories to cherish forever.

May is all about all the women in our lives who help shape us into the women we are today. I hope you had an inspirational woman in your life.

Sew Happy,
Susan FitzGerald
President

May Birthdays

- 8 - Shelly Bufkin
- 23 - Libby McDuffie
- 25 - Cyndie Allen
- 28 - Ching-Ling Herbert
- 30 - Sandra Boice



12x12 Quilt Challenge

May Theme: Sea

Check out the quilts at the meeting

Next Workshop

September 11 - Winnie Fleming - "Borders"

Winnie's expertise lies in the challenge of mathematically figuring the size of borders, "floater" borders, mitering borders, and making scrap quilts.

Through her intensive studying of various quilt blocks and borders, she has developed no-fail formulas for every quilter to calculate the exact cutting size for adding "floater" and mitered borders to their own specific quilt. While most quilters would shy away from the math of quilting, Winnie takes all the fear away and makes it quite easy and fun. The result is enhanced borders, increased confidence, and a true sense of pride and satisfaction.

WORKSHOP REGISTRATION FORM

(Please use this form to register for all upcoming workshops. You may photo copy this form.)

Name: _____

Address: _____

City: _____ State: _____ Zip: _____

Phone: _____ Email Address: _____

Workshop Name: _____

Workshop Date: _____

Form of Payment: (circle one) Check Cash

Cost is \$40 for members/\$45 for non-members. Please make all checks payable to QGOA.

Payment must be received to hold your space in the workshop. Enrollment is on first come first serve basis.

Please sign-up at a meeting at the Program Section of the Sign-In Table or send your registration form with full payment to:

Quilters' Guild of Arlington

PO BOX 13232

Arlington, TX 76094-0232.

Notify the Vice President, Kandy Garrett, that you wish to sign up.

Please pick up your supply sheet at the Guild meeting or check the newsletter on the website www.QGOA.org

Workshops are held at from 9 a.m. to 4 p.m. Pleasant Ridge Church of Christ Family Pavilion in Arlington, located at I20 & Little Road NW of the Southwest Plaza Shopping Center off Church Street.

TAQG RALLY DAY, JULY 13, 2013

Mimosa Lane Baptist Church, 1233 Belt Line Road, Mesquite, TX

QGOA has the great privilege of providing the goody bags for the quilters for Rally Day this year. Please bring quilt-friendly fat quarters to the Guild Meeting or contact Carolyn to make arrangements. Last year, more than 400 quilters attended, so we need many fat quarters in anticipation of this year's crowd (estimated to be 500!)

In addition to fat quarters, TAQG is asking for donated mini-quilts for the silent auction on Rally Day. A mini-quilt is no more than 24 x 24 inches. Now that all of the quilts are done for our own quilt show, it is time to turn your attention to TAQG. Your tax-deductible mini quilt donation will help support TAQG future Rally Day endeavors and great programming.

There are pre-affle, raffle tickets, and event pins available for sale. TAQG members have rounded up some great prizes available for both raffles. See Carolyn at the meetings.

Mini quilt and Goody Bag deadlines are May 31st, 2013. Other deadlines for Rally Days can be found on the TAQG Website [Click here for PDF of Rally day deadlines.](#)

Gather those extra fat quarters, get busy on a miniature quilt and get your friends together to attend the event. It will be a great time.



Safe Haven Donations

*We will continue to accept travel size toiletry items throughout the year.
ALL items should be new and unused including toiletries.*

January: Diapers, baby wipes

February: Children's socks

March: Children's underwear

April: Shampoo, brush, comb, etc.

May: Toothbrush, toothpaste, floss

June: Women's underwear

July: Feminine hygiene products

August: School Supplies

September: Soap and towels

October: Prepackaged snacks – Granola bars, Goldfish crackers, etc.

November: Children's toys

December: Mittens, scarves or hats

Date	QGOA Programs & Workshops at a Glance
May 14, 2013	Cheryl Morshauser & Deborah Cooley ~ Sew Many Little Quilts
June 11, 2013	POTLUCK "Stitches" DVD The Story of Caryl Bryer Fallert
July 9, 2013	Marilyn Watson ~ A Clothesline of Quilts Across America
August 13, 2013	Connie Litfin ~ Red Work
September 10, 2013	Winnie Fleming ~ Borders
September 11, 2013	WORKSHOP Winnie Fleming ~ Borders
October 8, 2013	Jolene Mershon ~ Free-spirited, No Restraint, Serendipity Quilting
November 12, 2013	Lisa Erlandson ~ Orphan Quilts—The Good, the Bad and the Ugly
December 10, 2013	POTLUCK Brown Bag Auction



Guild Refreshments

- January: C, T
- February: H, V
- March: M
- April: S, Z, E
- May: **A, D**
- June: POTLUCK (Board-Desserts)
- July: G, L
- August: B, K, O
- September: F, I, J, Q
- October: N, P, R
- November: T, U, W, X, Y
- December: POTLUCK (Board-Desserts)

Please help at the membership table; signing in & greeting members & guests during your assigned month. Please mark your calendars.



LAND YOUR UFO's in 2013



Every time you bring a finished quilt to show off at a guild meeting that was begun prior to 2013, sign Janice's "Finished UFO Book". During the December 2013 meeting, she will draw a name from the book's entries and the winner will receive a gift certificate. The more UFOs that you finish, the more chances you will have to win!

GUILD PRODUCTS

Rolling Tote Bags

The rolling tote bags are black with the QGOA logo on the side. These bags are large with five outside zippered pockets for all of the notions and gadgets that you would need for taking supplies to a retreat or any sewing venture.

The bags are \$38.00 and an optional name tag is \$5.00.

Check with Linda Dickson to order yours today.

QGOA Executive Board & Standing Committees 2013

EXECUTIVE BOARD

President	Susan FitzGerald
Vice President	Kandy Garrett
Secretary	Barb Cain
Treasurer	Dwain Edwards
Parliamentarian	Randa Dillon

NEWSLETTER
Historian
Sunshine & Shadow

Jenn Haxton
Sheila Parry
Elizabeth Carr

STANDING & APPOINTED COMMITTEES

PROGRAMS

	Kandy Garrett
	Nancy Spell
MEMBERSHIP	Carol Ramsey
Membership Asst	Gloria Speakman
Membership Asst	Betty Hancock
New Membership Asst	Jolene Mershon
Guild Products	Linda Dickson

QUILT SHOW 2013

Judy O'Polka

GUILD ACTIVITIES

Block Party
Presidents Blocks
Display Case
Retreat Coordinator
TAQG Representative

Janice Mowery
Janice Mowery
Janice Mowery
Billie Brecheen
Libby McDuffie
Carolyn Troupe

HOSPITALITY

Door Prizes	Kay Dietrick
Volunteer Hours	Barb Goodman
Golden Spool	Judy Liston
Librarian	Charlotte Humphrey
Librarian Asst	Pat Madrid
Greeting	Brenda Aigner
	YOUR NAME HERE

COMMUNITY OUTREACH

Susan G. Komen
Project Linus
Safe Haven
Ronald McDonald

YOUR NAME HERE
Gayle Lacerda
Elizabeth Cooper
Patsy Martin
Annette Debose
Pearly Nettles

DONATION QUILT

Donation Quilt 2013	Randa Dillon
Donation Quilt 2014	Annis Clapp
PUBLICITY	Sherry Livingston
Permanent Quilt Collection	Debby Rake

WEBSITE COORDINATOR

Website

Janice Farris
Art Parry

Email address to contact officers: support@qgoa.org,
or refer to the current directory for specific
information.



For Late Breaking QGOA News

You'll always know the latest information when you join the QGOA Yahoo Group; it is quick and easy. Go to the guild home page at www.QGOA.org and click on the link.

If you have any questions, please contact Carolyn Hill at sportsfn@swbell.net



IN CASE OF INCLEMENT WEATHER:

IN GENERAL, WE WILL DO WHAT THE UNIVERSITY OF TEXAS OF ARLINGTON DOES. IF THEY CANCEL EVENING CLASSES WE WILL CANCEL GUILD AND BOARD MEETINGS.



Meet & Greet

One of the exciting things about being a member of the guild is meeting new people. Let's strive to introduce ourselves to visitors and new members this year. Also, get to know some of the current members you have never met. Perhaps invite someone for dessert and coffee or to join you at your next stitch group meeting.

STITCH GROUPS

Guild members are cordially invited to join a sewing group for fellowship and stitching. Most groups have room for new members.

Friendship Stitchers

Meets the 1st & 3rd Thursdays
10:00 a.m. at First Christian Church
Contact: Helga Smith

Etcetera Art Quilt Group

Meets @ Lone Star House of Quilts
1st Thursday of the Month 7 p.m. to 8:30 p.m.
Contact: Denny Cornett

The Piecemakers

Meets @ Bob Duncan Community Center
2nd & 4th Thursdays
6:00 p.m. to 10:00 p.m.
Contact: Linda McPherson

Sew-N-Sews (NEW INFO!)

Meets @ Trinity United Methodist Church
1200 W Green Oaks Room A208
1st Monday of the month unless it is a Holiday
10 a.m. to 3 p.m.
Bring your lunch and \$3 per person per meeting as a donation to the church
Contact: Randa Dillon or Carolyn Bowden

Please let us know if you've formed an open group or want to do so



Golden Spool

We are still taking nominations for Golden Spool. We will award the next Golden Spool in December. Turn your nominations in to Charlotte Humphrey.



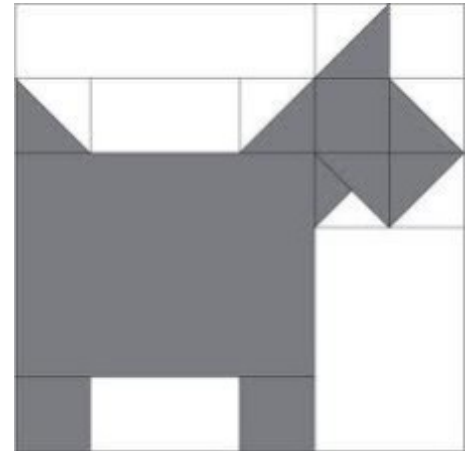
BLOCK PARTY

Scottie Dog Quilt Block 6

Due June meeting

Block size 12 ½"

The traditional Scottie dog quilt is assembled from a combination of squares, bars and half-square triangle (H.S.T) units and one quarter square triangle unit.



Greys or blacks for dog, white on white background.

Cutting instructions:

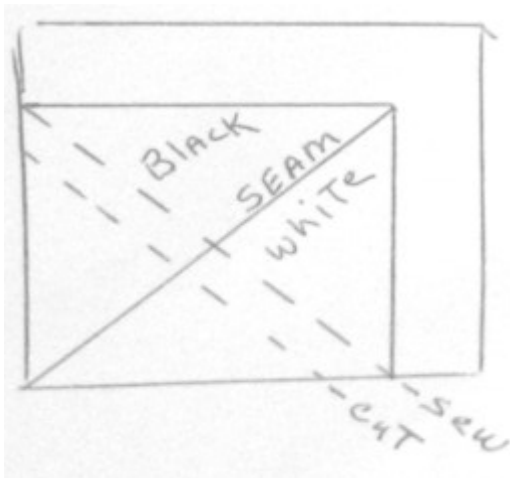
Black or Grey One 6 ½" x 8 ½" for body
 Three 2 ½" squares
 Four 2 7/8" squares for H.S.T.
 One 3 ¼" square

White Three 2 7/8" squares for H.S.T.
 One 2 ½" square for corner
 One 2 ½" x 8 ½"
 One 4 ½" x 6 ½"
 Two 2 ½" x 4 ½"
 One 3 ¼" square

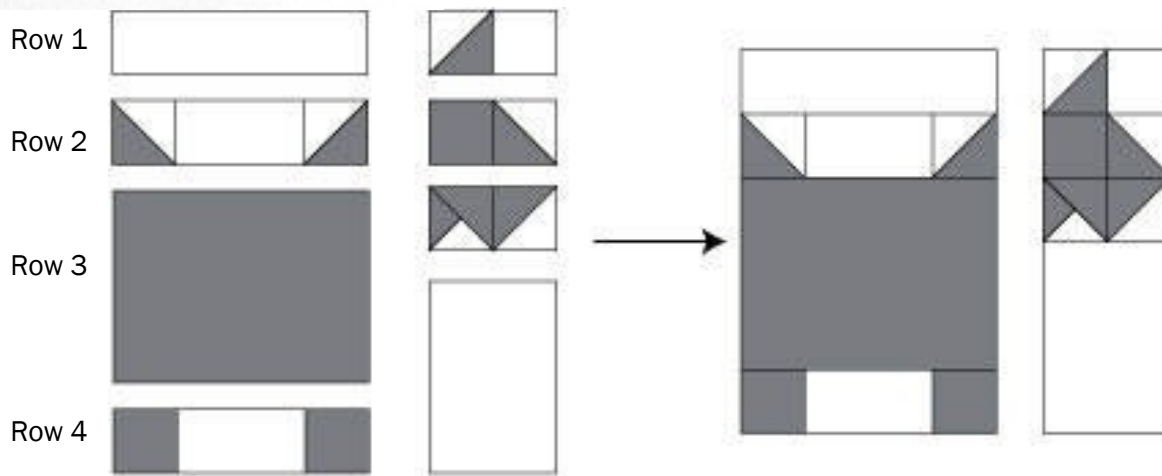
Make 6 half square triangles. Start with left side and sew in rows. You will use on 5 but save for quarter square unit.

With left over half square triangle make quarter square unit unless you have a favorite method.

Draw a line from corner to corner across seam. Place on corner of 3 ¼" square and pin to see if white is correct position for block. Fold back to



corner and cut off corner giving yourself $\frac{1}{4}$ " seam. Trim to $2\frac{1}{2}$ " and check picture and sew to half-square triangle.



Finish right side of dog and sew left to right.

Monthly Block Party Information:

This is a monthly challenge with a new block pattern each month printed in the newsletter.

There are several ways to participate:

1. You can make the block and bring it to the next meeting. Each month a name is drawn for the winner of the blocks that month. You can only get the number of blocks that people participate that month.
2. If you are like me and never win anything, we have started a group of twelve that make blocks each month. At the end of the year we have a drawing to win one set of 12 blocks. This is a good way to make friends, make something new, and maybe have 12 blocks ready to make a quilt.
3. If you do not want to win blocks, make the block in Red, White and Blue each month to be donated to someone to make Wounded Warrior quilts.
4. You can make the same block to donate to the Ronald McDonald House project.
5. You can also make nine patch blocks to be donated to Project Linus.

Project Linus

Dear Members,

Thank you so very much for your help and good wishes.

Special thanks to Cindy Allen, Elaine Grasher, Sharon Ligon, Jolene Mershon and Helga Smith, and the ever-present anonymous. Liz Cooper has done a wonderful job as

liaison. *Our wish list is as usual: 40"x44" finished quilts, tops, and backs and that size fabric. No small scraps at this time. We also need cash for batting, backing, stamps, large white or neutral thread, and quilt pins.*

We have finally found enough people to fill key jobs so I will be completely retired on June 1. I will miss all of you still and am sad to have to quit. Please, please continue to help "our" babies.

God Bless and Keep Everyone,

Much Love, Susan Buckner 817-249-1276

From last month: A big thank you to Darnel Dark, Joyce Jones, Jolene Mershon, Helga Smith, Cindy Bergman, Ella and Pat Rushing, Janis Ferris, Leslie Pacer and Ruth Callahan. We especially appreciate the tops, which "fuel" our meetings.



Picture with the 2013
Donation Quilt

From the left:

Patricia Eckstrom

2012 Donation Quilt Rep
Varleri Salter, Safe Haven Rep
Randa Dillon

2013 Donation Quilt Rep

Irish You Whimsy

88 inches by 101 inches



Thanks to those of you who picked up a packet of tickets at the guild meeting. Many of you already turned in money. Yea! I will be distributing more tickets in the upcoming months. Please sell, sell, sell. You can bring ticket stubs and money to the guild meetings to give to me. Be open, please, to taking the quilt to different places to sell tickets.

Thank you, thank you for selling tickets for our beautiful "IRISH YOU WHIMSY" during the Spring Fling.

Ouida Bost
Elizabeth Carr
Janice Christy
Liz Cooper
Kay Dietrick
Randa Dillon
Elaine Grasher
Susan FitzGerald

Betty Hancock
Jenn Haxton
Kaye Huffman
Charlotte Humphrey
Jane Kee
Judy Liston
Sherry Livingston
Linda McPherson

Jolene Meshon
Judy O'Polka
Debby Rake
Jennifer Rike
Helga Smith
Gloria Speakman

And, of course,
Alice Cooksey

Happy Selling,
Randa Dillon

"The
earth
laughs in
flowers."

e. e. cummings

Pick up and turn in your tickets at the Guild Meeting

April Show and Tell

Presented by	Name of Quilt	Maker and Quilter	Description
Elizabeth Cooper	Unnamed	Maker: Elizabeth Carr, Liz Cooper Quilter: Nancy Conner Label & Batting: Patricia Eckstrom	Community Boot Blocks of various boots pieces with black and bordered and backed with Quilt Across Texas. To be housed at the National Cowgirl Museum in Fort Worth
Susan Corbett	Flower and Feather Wholecloth	Susan Corbett	This is a class sample for a workshop Susan will be teaching in Granbury
Debby Rake	Summer in Iowa	Debby Rake	Debby started this quilt with another idea entirely, but this design insisted on being made
Sheila Parry	Baby Dress, Hat and Shoes	Sheila Parry	Flower petal baby dress made out of black, red, and white lady bug fabric with matching tulip hat and shoes for granddaughter who arrives around August 3.
Linda McPherson	The Romance	Maker: Linda McPherson Quilter: Sabina Thompson	BOM by Country Stitches of Burleson; setting and alternate blocks were personal choice
Linda McPherson	Flying X	Linda McPherson	Five inch square exchange with Bay Area Guild—Challenge to make Pat Speth pattern (Nickel Quilts)
Sandy Boice	Irish Connection	Sandy Boice	Always loved the Irish Chain design. So, it's green, and it turned out to be bigger than expected which leads to wonder if someone washed it in Miracle Grow! Used a 5 inch square in the wrong place and not one of the Friendship Stitchers noticed until it was being quilted.
Happy Johns	Freedom to Teach	Happy Johns	Made with T-shirts set sideways. Will be auctioned off in Austin this summer.
JoAnn Eubank	Butterflies	JoAnn Eubank	Made for 6 year old granddaughter. The second of 2 made from an exchange of 5" squares. From Nickel Quilts by Pat Speth.
Carolyn Chandler	Wounded Warrior Quilt	Maker: Carolyn Chandler & Randa Dillon Quilter: Randa Dillon	None given
Nancy Conner	Chloe's Princess Birthday Quilt	Nancy Conner	None given
Kim Olmedo	Pink Ribbon 1	Kim Olmedo	Pink ribbon on a pink background. Personal take on a watercolor quilt.

Sunshine and Shadow

Congratulations to Carol Ramsey on her retirement for the second time!

Congratulations to Elaine Grasher on her daughter's graduation from college!

Well wishes to Gertrud Thurston on her recovery from surgery.

Wonderful news that Ching-Ling Herbert is cancer free!!!

Our prayers for Barb Goodman's mother. She was hospitalized in St. Louis with a brain bleed after a fall and passed away.

Our prayers and support to Debbie Mahanay and family on the passing of her husband, Perry.

All quilters everywhere are sending prayers to Libby Lehman who suffered a major stroke.



Dee's Red Work

GOING OUT OF BUSINESS SALE

Darnel Dark 817-496-4854

Quilt Backing	\$10.00 per yd.
Needles	\$3.00 per Tube
Embroidery, Between, Straw	
Aurifil Thread	\$6.00 per
50wt quilting, 28wt machine, 12wt hand	Spool
Fabric	\$6.95 per yd.
Military, novelty, Kona Bay, other styles in 1 yd cuts and	
Fat Quarters	\$0.75 each

Entire Inventory for sale

Volunteer Hours

28 volunteers recorded 419.5 hours for April


Thanks to all who share the joy of quilting with others. Make sure you turn your hours in each month.



NINE PATCH - Randa's President's Block

To be presented at the June guild meeting

This makes a 6" finished block.



Start by cutting the Color 1 (use the same bright for all 5 squares)

2-1/2" x 12-1/2" (plus a little for squaring up) strip into five 2-1/2" squares.

Cut the Color 2 (tone on tone white) 2-1/2" x 10" (Plus a little for squaring up) strip into four 2-1/2" squares...



Now lay out the squares as shown at left. Using a scant 1/4" seam allowance, sew three horizontal rows of squares. Press seams towards the darker fabric. Join the rows and the block is complete!

This will measure 6-1/2"!

** Supplies List **



Color 1 Bright: one 2-1/2" x 12-1/2" strip



Color 2 Tone on tone White: one 2-1/2" x 10" strip

QGOA NEWSLETTER AD RATES

SIZE	1MO	3MO	1 YR
1/8 PAGE	\$7.50	\$22	\$85
1/4 PAGE	\$15	\$40	\$150
1/2 PAGE	\$30	\$75	\$270
1/2 PAGE (BACK)	\$40	\$105	\$378
FULL PAGE	\$60	\$150	\$540

All ads must be print ready and fit the size requirement. Ads must be received by the 15th of the month prior to the desired publication month. Email preferred.

Email ad to: jshaxton@gmail.com

Make payments to: QGOA

Mail payments to:

Jenn Haxton, editor

717 Bunker Hill

Arlington, TX 76011

★ QUILT EVENTS ★

HILL COUNTRY QUILT GUILD QUILT SHOW

May 24-26, 2013
Edington Gymnasium
Schreiner Univ
2100 Memorial Boulevard,
Kerrville, TX
Friday & Saturday 9-5
Sunday 12-4

19TH ANNUAL STARS OVER ABILENE REGIONAL QUILT SHOW

June 7-8, 2013
Abilene Civic Center
1100 N. 6th, Abilene, TX
Friday 10-6, Saturday 10-5

MESQUITE QUILTS 2013 QUILT SHOW

June 21-22, 2013
Rutherford Recreation Center
900 Rutherford Drive
Mesquite, TX
Friday & Saturday 10-5

LET FREEDOM RING QUILT SHOW

July 12 - 13, 2013
Wildflower Quilt Guild
Frank Mayborn Convention
Center
3303 N 3rd, Temple, TX
Friday & Saturday 9-5

Show and Tell

Date: _____

Presented by: _____

Name of Quilt: _____

Maker of Quilt: _____

Quilter (if different): _____

Description: _____



The Quilting Bee

Quilters' Guild of Arlington
PO BOX 13232
Arlington, TX 76094
www.qgoa.org



Lone Star House of Quilts Your Hometown Quilt Shop



It's Our Anniversary!

10 years

**Lone Star House
of Quilts
Has been in business
for 10 years!**

And...

20 years

**The shop has been
in the current
location
for 20 years!**

**Join us on Saturday, June 29th
Our 10th & 20th Anniversary!**

**Come Party with us! To thank you for your support, we will
be offering a 20% OFF your purchase valid the
27th, 28th & 29th of June
Classes, Consignments, Blocks of the Month, & Pre-Orders Excluded**

**Sign Up for our
Monthly
Workshops
First Saturdays
of the Month**

**Check your emails
for details**

**Always something
to tickle your fancy!**

Lone Star House of Quilts / 1210 W. Abram St., Arlington, TX 76013 / 817-277-4749

lonestarhouseofquilts@gmail.com