

The Quilting Bee

Quilters' Guild of Arlington

www.qgoa.org



Volume XXIV Issue 7

July 2013

July Meeting

Meeting Reminders:

Refreshments:

Jul—G, L

Aug—B, K, O

Safe Haven:

Jul—Feminine

Hygiene Products

Aug—School

Supplies

Don't forget!

- Name Tag
- Show & Tell
- Block Party
- Linus Quilts
- Patriotic Blocks
- President's Block
- Challenge
- Swap Items

Marilyn Watson - "A Clothesline of Quilts Across America"
Have you ever heard of a quilt barn or a quilt block or even better, have you ever seen one? Come along with us as Marilyn Watson shows some of her collection of over 1200 photographs of quilt blocks from across the country; California to North Carolina, Michigan to right down here in Texas! It's a great way to joy these wonderful American art treasures. You will be inspired through the talented hands & hearts of American quilters.



Photo by John Dryden, Location: Madison, IN on State Rd. 7 on the left from state highway 62.



2013 Guild Officers

President: Susan FitzGerald

Vice President: Kandy Garrett

Secretary: Barb Cain

Treasurer: Dwain Edwards

NEXT MONTH'S FEATURE:

August 13 - Connie Litfin - "Redwork"

The August program will be Connie Litfin's program, "Redwork" You will hear how redwork came about & learn how WE, with our sewing skills, have shaped our country. Our ancestors built churches, clothed soldiers & influenced the economy & politics of our country. Several antique quilts & linens will be on display.



Meeting Location

Bob Duncan Center -- Vandergriff Park

2800 S Center St Arlington, TX 76014

Meetings 2nd Tuesday each month

Doors open at 6:30 ~ Meeting at 7:00

Words from Our Guild President

As the summer ramps up the heat I find I escape into the air conditioned house to start piecing projects. On my mind this summer is our new Festival of Quilts 2014 show theme, "Celestial Celebrations". Thoughts of stars, angels, planets, swirly shapes are dance in my head. Oh how I wish I was experienced enough quilter to know all the different techniques to whip up a masterpiece. I'm still working on my skills gathering, but I have thought of a few ideas I might be able to bring to full fruition.

QGOA was established in 1984 after Fielder Museum held a quilt class. There was so much interest that Shirley Brix and Becky Zook organized 38 women who had a passion for quilting into the first Quilters' Guild of Arlington. Next year the guild will celebrate its Thirtieth Anniversary! We would like to create a logo for a T-shirt. Get your creative minds working and please submit your ideas and suggestions to Linda Dixon by the September Meeting.

On July 13, 2013 you might feel the earth move beneath your feet as hundreds of quilters converge at Mimosa Lane Baptist Church, in Mesquite, to take part in the TAQG Rally Day! QGOA is proud to be one of the event hostesses. We still need a few more members to volunteer to help with Admission and the Donation Quilt! Thank you to Patricia Eckstrom, Randa Dillon, Carolyn Troupe and Judy O'Polka for all their hard work in preparations for this awesome event!

A project that I will donate in October is a Jelly Roll quilt using the method as seen on YouTube. Jelly Rolls are a great way to make a fast, fun, and easy strip quilt to use as a donation to our Linus Project, Ronald McDonald or Wounded Warrior quilts. I would like to throw down my gauntlet and challenge each of the guild members to also donate a Jelly Roll or any type of quilt at the October meeting to one or all of these worthwhile charities!

Stay Cool and Sew Happy!
Susan FitzGerald



July Birthdays

- 1 - Flossy Loop
- 3 - Rose Marie Redding
- 5 - Dottie Hughes
- 6 - Joe Ann Glass
- 7 - Valerie McCoy
- 12 - Sabina Thompson
- 15 - Ruth Callahan
- 20 - Susan Sloan
- 21 - Judith Weiss
- 23 - Susan Reinarz
- 24 - Marion Neff
- 25 - Ella Rushing
- 25 - Pat Rushing
- 29 - Brenda Aignor
- 29 - Carole Armstrong
- 29 - Cindy Bergman



Next Workshop

September 11 - Winnie Fleming - "Borders"

Winnie's expertise lies in the challenge of mathematically figuring the size of borders, "floater" borders, mitering borders, and making scrap quilts. Through her intensive studying of various quilt blocks and borders, she has developed no-fail formulas for every quilter to calculate the exact cutting size for adding "floater" and mitered borders to their own specific quilt. While most quilters would shy away from the math of quilting, Winnie takes all the fear away and makes it quite easy and fun. The result is enhanced borders, increased confidence, and a true sense of pride and satisfaction.

WORKSHOP REGISTRATION FORM

(Please use this form to register for all upcoming workshops. You may photo copy this form.)

Name: _____

Address: _____

City: _____ State: _____ Zip: _____

Phone: _____ Email Address: _____

Workshop Name: _____

Workshop Date: _____

Form of Payment: (circle one) Check Cash

Cost is \$40 for members/\$45 for non-members. Please make all checks payable to QGOA.

Payment must be received to hold your space in the workshop. Enrollment is on first come first serve basis.

Please sign-up at a meeting at the Program Section of the Sign-In Table or send your registration form with full payment to:

Quilters' Guild of Arlington

PO BOX 13232

Arlington, TX 76094-0232.

Notify the Vice President, Kandy Garrett, that you wish to sign up.

Please pick up your supply sheet at the Guild meeting or check the newsletter on the website www.QGOA.org

Workshops are held at from 9 a.m. to 4 p.m. Pleasant Ridge Church of Christ Family Pavilion in Arlington, located at I20 & Little Road NW of the Southwest Plaza Shopping Center off Church Street.

Texas Association of Quilt Guilds, TAQG, Rally Day

July 13, 2013

Mimosa Lane Baptist Church

1233 Beltline Rd, Mesquite TX

QGOA is proud to be one of the event hostesses for Rally Day! We need Admission volunteers. Those who volunteered for Admissions...we will "Rally" together to carpool NLT 7:30 a.m. from the Park Springs/I20 Park n Ride. If we have members coming from Grand Prairie we will add another location.

Entrance to Rally Day is FREE to all members of the Quilters' Guild of Arlington; just remember to take your membership card to show at the door. The doors open at 9:00 a.m. and the program runs from 10:00 a.m. to 3:00 p.m. Carolyn Troupe is taking orders for a \$10 sack lunch, deadline June meeting. Participants can buy a mini quilt, buy chances on many guild's donation quilts, and get to know members of other area quilt guilds.

Sue Reich, a National Quilt Historian, is our featured Speaker. Sue will have two different workshops available:

"WWII" on Thursday July 11, 2013

"Pennsylvania Appliqué" on Friday July 12, 2013

Fee is \$40. Sign-up Form is located on the TAQG.org website, under Rally Day. You can turn your workshop forms into Susan FitzGerald.

Safe Haven Donations

*We will continue to accept travel size toiletry items throughout the year.
ALL items should be new and unused including toiletries.*

January: Diapers, baby wipes

February: Children's socks

March: Children's underwear

April: Shampoo, brush, comb, etc.

May: Toothbrush, toothpaste, floss

June: Women's underwear

July: Feminine hygiene products

August: School Supplies

September: Soap and towels

October: Prepackaged snacks – Granola bars, Goldfish crackers, etc.

November: Children's toys

December: Mittens, scarves or hats

Date	QGOA Programs & Workshops at a Glance
July 9, 2013	Marilyn Watson ~ A Clothesline of Quilts Across America
August 13, 2013	Connie Litfin ~ Red Work
September 10, 2013	Winnie Fleming ~ Borders
September 11, 2013	WORKSHOP Winnie Fleming ~ Borders
October 8, 2013	Jolene Mershon ~ Free-spirited, No Restraint, Serendipity Quilting
November 12, 2013	Lisa Erlandson ~ Orphan Quilts—The Good, the Bad and the Ugly
December 10, 2013	POTLUCK Brown Bag Auction

12x12 Quilt Challenge

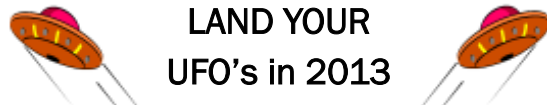
July Theme: Bloom



Guild Refreshments

- January: C, T
- February: H, V
- March: M
- April: S, Z, E
- May: A, D
- June: POTLUCK (Board-Desserts)
- July: G, L**
- August: B, K, O
- September: F, I, J, Q
- October: N, P, R
- November: T, U, W, X, Y
- December: POTLUCK (Board-Desserts)

Please help at the membership table; signing in & greeting members & guests during your assigned month. Please mark your calendars.



LAND YOUR UFO's in 2013

Every time you bring a finished quilt to show off at a guild meeting that was begun prior to 2013, sign Janice's "Finished UFO Book". During the December 2013 meeting, she will draw a name from the book's entries and the winner will receive a gift certificate. The more UFOs that you finish, the more chances you will have to win!

GUILD PRODUCTS

ONLY 7 LEFT!

Rolling Tote Bags

The rolling tote bags are black with the QGOA logo on the side. These bags are large with five outside zippered pockets for all of the notions and gadgets that you would need for taking supplies to a retreat or any sewing venture.

The bags are \$38.00 and an optional name tag is \$5.00.

Check with Linda Dickson to order yours today.

QGOA Executive Board & Standing Committees 2013

EXECUTIVE BOARD

President	Susan FitzGerald
Vice President	Kandy Garrett
Secretary	Barb Cain
Treasurer	Dwain Edwards
Parliamentarian	Randa Dillon

NEWSLETTER
Historian
Sunshine & Shadow

Jenn Haxton
Sheila Parry
Elizabeth Carr

STANDING & APPOINTED COMMITTEES

PROGRAMS

	Kandy Garrett
	Nancy Spell
MEMBERSHIP	Carol Ramsey
Membership Asst	Gloria Speakman
Membership Asst	Betty Hancock
New Membership Asst	Jolene Mershon
Guild Products	Linda Dickson

GUILD ACTIVITIES

Block Party
Presidents Blocks
Display Case
Retreat Coordinator
TAQG Representative

Janice Mowery
Janice Mowery
Janice Mowery
Billie Brecheen
Libby McDuffie
Carolyn Troupe

HOSPITALITY

Door Prizes	Kay Dietrick
Volunteer Hours	Barb Goodman
Golden Spool	Judy Liston
Librarian	Charlotte Humphrey
Librarian Asst	Pat Madrid
Greeting	Brenda Aigner
	YOUR NAME HERE

COMMUNITY OUTREACH

Susan G. Komen
Project Linus
Safe Haven
Ronald McDonald

Janice Christy
Gayle Lacerda
Elizabeth Cooper
Patsy Martin
Annette Debose
Pearly Nettles

WEBSITE COORDINATOR

Website

Janice Farris
Art Parry

DONATION QUILT

Donation Quilt 2013	Randa Dillon
Donation Quilt 2014	Annis Clapp

PUBLICITY

Permanent Quilt Collection	Sherry Livingston
	Debby Rake

Email address to contact officers: support@qgoa.org,
or refer to the current directory for specific
information.



For Late Breaking QGOA News

You'll always know the latest information when you join the **QGOA Yahoo Group**; it is quick and easy. Go to the guild home page at www.QGOA.org and click on the link.

If you have any questions, please contact Carolyn Hill at sportsfn@swbell.net



IN CASE OF INCLEMENT WEATHER:

IN GENERAL, WE WILL DO WHAT THE UNIVERSITY OF TEXAS OF ARLINGTON DOES. IF THEY CANCEL EVENING CLASSES WE WILL CANCEL GUILD AND BOARD MEETINGS.

Volunteer Hours

13 volunteers recorded 180 hours for June

Thanks to all who share the joy of quilting with others. Make sure you turn your hours in each month.

Meet & Greet

One of the exciting things about being a member of the guild is meeting new people. Let's strive to introduce ourselves to visitors and new members this year. Also, get to know some of the current members you have never met. Perhaps invite someone for dessert and coffee or to join you at your next stitch group meeting.

QGOA NEWSLETTER AD RATES

SIZE	1MO	3MO	1 YR
1/8 PAGE	\$7.50	\$22	\$85
1/4 PAGE	\$15	\$40	\$150
1/2 PAGE	\$30	\$75	\$270
1/2 PAGE (BACK)	\$40	\$105	\$378
FULL PAGE	\$60	\$150	\$540

All ads must be print ready and fit the size requirement. Ads must be received by the 15th of the month prior to the desired publication month. Email preferred.

Email ad to: jshaxton@gmail.com

Make payments to: QGOA

Mail payments to:

Jenn Haxton, editor
717 Bunker Hill
Arlington, TX 76011

STITCH GROUPS

Guild members are cordially invited to join a sewing group for fellowship and stitching. Most groups have room for new members.

Friendship Stitchers

Meets the 1st & 3rd Thursdays
10:00 a.m. at First Christian Church
Contact: Helga Smith

Etcetera Art Quilt Group

Meets @ Lone Star House of Quilts
1st Thursday of the Month 7 p.m. to 8:30 p.m.
Contact: Denny Cornett

The Piecemakers

Meets @ Bob Duncan Community Center
2nd & 4th Thursdays
6:00 p.m. to 10:00 p.m.
Contact: Linda McPherson

Sew-N-Sews (NEW INFO!)

Meets @ Trinity United Methodist Church
1200 W Green Oaks Room A208
1st Monday of the month unless it is a Holiday
10 a.m. to 3 p.m.
Bring your lunch and \$3 per person per meeting as a donation to the church
Contact: Randa Dillon or Carolyn Bowden

Please let us know if you've formed an open group or want to do so
support@qgoa.org



BLOCK PARTY

Boats at Sea Quilt Block 7 due August

Block size 12 ½"

Here's a Boat at Sea quilt block that a bit different than others. This patchwork design depicts a boat cruising into view from the left edge of the quilt block. The boat sits on two strips of "water," giving you more opportunity for color and fabric variations.



Go for any colors you like.

Sails: light color small print

Cut 2 3 7/8" squares (pair with sky for Half square triangles)

Sky: yellow or blue

Cut 2 3 7/8" squares,

Cut 2 3 ½" x 6 ½" rectangles

Cut 1 3 ½" square

Boat: brown

Cut 1 3 ½" x 12 ½" rectangle

Water: 2 different blues

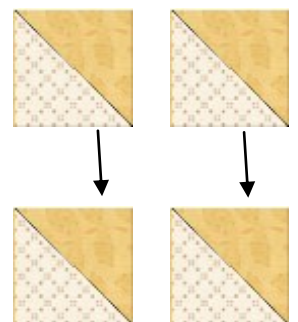
Cut 1 2" x 12 ½" rectangle from each blue

Sew half square triangle of sails and sky. To make 4 3 ½" HST.

See the diagram for assembly steps

Sew the sail/sky HST together as shown.


Sew sky rectangles to sail/sky HST's on both sides.




Sew sky to right side of boat.



Sew the two water colors



Finish sewing block together.



Monthly Block Party Information:

This is a monthly challenge with a new block pattern each month printed in the newsletter.

There are several ways to participate:

1. You can make the block and bring it to the next meeting. Each month a name is drawn for the winner of the blocks that month. You can only get the number of blocks that people participate that month.
2. If you are like me and never win anything, we have started a group of twelve that make blocks each month. At the end of the year we have a drawing to win one set of 12 blocks. This is a good way to make friends, make something new, and maybe have 12 blocks ready to make a quilt.
3. If you do not want to win blocks, make the block in Red, White and Blue each month to be donated to someone to make Wounded Warrior quilts.
4. You can make the same block to donate to the Ronald McDonald House project.
5. You can also make nine patch blocks to be donated to Project Linus.



Project Linus

Dear Ladies and Gents,

Many thanks for donations in June: Jolene Mershon-Kit Master, Ouida Bost (remarkable), Janice Farris and Carolyn Chandler (the reliable), Del Jeanne Mathews (indomitable), Annette DeBose, Kayleen, George, and my apologies to you who gave me a white bag with 3 quilts in it (please let me know who you are).

News Flash: July 19th Project Linus workshop has been postponed to a date yet to be determined. The details will be announced later so keep your eye out. We take our machines, notions etc whatever we need to sew quilt sandwiches. We set up in a meeting room and sew and sew all day—we even have hospital employees join us. We have to produce lots of quilts for the NICU. We would love for you to experience this. If you are not able to join us and want to participate, we will deliver 200-400 quilts and blankets to the hospital so just bring them to our guild meeting the 8th and they will reach the kids.

Linus is happy to accept donations of completed quilts, fabric, needles, cutters, thread, batting, just about anything to make a blanket so when you are organizing remember Linus kids.

Requested measurements

Finished size quilts and tops- 40" X 44".

Finished size for older kids- 57" X 43"

We also welcome - Blocks - in sets or individual

Fabric

Neutral colored threads

Batting of any size

Monetary donations for supplies

Thanks again

On a purely personal note: my thanks and gratitude for my Golden Spool Award. I do not feel worthy. The work we do for our community and the guild enriches us and the generations to come. My thanks,
Elizabeth Cooper

Need some ideas for Project Linus Quilt Patterns?

Check out these links (click on the link to open the link)

[BABY AND DOLL QUILT PATTERNS THROUGH TIME](#)

This website not only features free quilt patterns for children as well as dolls, but also several articles about the art of quilt making through history. It also has links to other quilt pattern web sites.

[CARD TRICK BABY QUILT](#)

Create quick work of this Card Trick Baby Quilt by stacking cut triangles in their finished position.

[CARTWHEELS THROW-SIZE QUILT](#)

Many thanks to Tierney Barden from the [SILVER TRUMPET BLOG](#) for supplying this splendid pattern in Adobe Acrobat PDF format to us. It is so fast and fun to make, you will be inspired to make many more!

[CHANNER'S CHECKERS](#)

This delightful pattern in Adobe Acrobat PDF format was created by Elzora Channer, a Project Linus Blanketeer from Decatur, IL. The design features an interactive checkerboard quilt complete with pockets and checkers.

["FOR A CHILD'S DELIGHT" QUILT](#)

A wonderful pattern based upon the block "Children's Delight," published in the Ladies Art Company catalog in the late 1800s.

[SIMPLE GIFTS](#)

A delightful pattern used by several of our Texas-area chapter coordinators at the 2009 International Quilt Festival.

[HAPPY HEART BLOCK](#)

A delightful pattern in Adobe Acrobat PDF format full of "happy hearts" that will brighten anyone's day!

Sunshine and Shadow

Ching-Ling Herbert is cancer free!

Congrats to the recent graduates from College:

Elaine Grasher's daughter

Jenn Haxton's MOTHER

Jenn Haxton's brother

Eirene Mathews, former member, and daughter in law to Del Jeanne Mathews passed away June 27. She is no longer in our arms, but in our hearts forever.

Pat Madrid is having hip replacement surgery



Fon's & Porter's Love of Quilting is happy to announce the extension of their special offer for their magazine. As with previous offers, QGOA is authorized to sell subscriptions at the reduced price of only \$20.00 and the guild will keep \$5.00. This offer is good until Sept 30, 2013.

More information at the Membership Table at the Guild Meeting.

Irish You Whimsy

Don't forget to keep selling tickets for the QGOA Award Winning 2013 Donation Quilt. Randa Dillon is still needing volunteers to sit with the quilt and find other places to sell tickets. Please turn in your tickets early so that planning for the future quilts can be done before the end of the year. Thanks to those of you who have turned in money. There are still many tickets left to sell if you want to pick up additional packets of tickets.





Golden Spool Award Winners June 2013

These Quilters were honored at the June Guild Meeting and awarded the Golden Spool for 2013

Judy O'Polka
Sherry Livingston
Elizabeth Cooper
Sheila Parry
Charlotte Humphrey

Congratulations and thanks to these lovely ladies for all that they do for the Arlington Quilting Community!

MARK YOUR CALENDARS for the QGOA FALL DAY RETREAT
When: Thu-Sat. Oct 3-5, 2013
Registration Forms available at the July meeting or after then online.



Dear Jane Quilting Group

When: 1st Wednesday of Month 10:30 am–12:30 pm

Lead is Janice Christy

1st Meeting Start = June 5, 2013

Where: Lone Star House of Quilts

1201 W. Abram Street, Arlington, TX 76013

and/or

When: 2nd Monday of Month 10:00 am–12:00 pm

Lead is Sherry Livingston

1st Meeting Start= June 10, 2013

Where: Our Savior Evangelical Lutheran Church
3901 SW Green Oaks Blvd., Arlington, TX 76017

★ QUILT EVENTS ★

LET FREEDOM RING QUILT SHOW

July 12 - 13, 2013

Wildflower Quilt Guild

Frank Mayborn Convention Center

3303 N 3rd, Temple, TX

Friday & Saturday 9-5

CALL FOR QUILTS

MIDLAND QUILTERS GUILD

2013 QUILT SHOW

October 5, 2013

Quilts Due August 16, 2013

[Midland Quilters Guild website](#)



Calling all Creative Designers!

It's time to get those creative juices flowing. In 2014, QGOA will celebrate a milestone. In case you didn't know, QGOA was established in 1984 and next year we will celebrate in several ways. One of those celebrations will be the creation of a t-shirt to commemorate those 30 years of quilting in Arlington.

Your ideas for this special t-shirt are needed. We would like to have all ideas and suggestions within the next three months.

Please bring your ideas and creative drawings to the guild meetings so that a special shirt can be created.

Recipe for Pepparkakor

1 cup butter
 1 1/2 cup sugar
 1 tablespoon molasses
 2 1/2 -3 cups flour
 1 egg
 2 teaspoons baking soda
 1 teaspoon cinnamon
 1 teaspoon ginger
 1 teaspoon cloves

This is a favorite Swedish traditional cookie we have made in our household for over 30 years and in David's family for over 60 years. The original recipe was given to David's mother from her mother Mom Johnson whose descendants originate from the first trip of the Mayflower and from David's Farmor who came from Sweden to the United States when she was 15 years old.

David and Patricia Eckstrom

Mix butter and sugar, add molasses and egg. Sift 2 1/2 cups flour with soda, cinnamon, ginger and cloves. Add to above. I use a saw tooth cookie press bar design. If it takes more flour to hold shape, add 1/2 cup. Be careful not to add too much. You will soon learn consistency.

Bake on ungreased cookie sheet at 400 degrees for 7-8 minutes. If oven is hotter, it may only take 6-7 minutes. Watch so they don't turn dark brown.



June Show and Tell

Presented by	Name of Quilt	Maker and Quilter	Description
Kandy Garrett	Precious Ray of Sunshine	Kandy Garrett, Maker Sabina Thompson, Quilter	Made for 17th month old granddaughter, Charlotte, nick-named Ray Ray
Kandy Garrett	Texas Purple Haze	Kandy Garrett, Maker Sabina Thompson, Quilter	Lynn Roddy Brown workshop in 2012
Kandy Garrett	Wisteria Wishes	Kandy Garrett, Maker Sabina Thompson, Quilter	2 fabric paper pieced
Charlotte Humphrey	Wounded Warrior Donation	Unknown, Maker Charlotte Humphrey, Quilter	Wounded Warrior quilt donation
Janice Ferris and Carolyn Chandler	Mother Goose and Bears and Roses	Janice Ferris & Carolyn Chandler	Pieced by Carolyn and Janice
Elizabeth Carr	Little Baskets	Elizabeth Carr	Second paper pieced project
Elizabeth Carr	Sail to the Stars	Elizabeth Carr	Sailboats were pieced and quilted just for fun
Linda Nabors	6-hour Quilt	Linda Nabors	Blue and yellow panels with 2 striped borders
Elizabeth Cooper	Sponge Bob Four Windows	Elizabeth Cooper	Linus top for John Peter Smith Hospital
Elizabeth Cooper	Scrappy Quilt	Elizabeth Cooper	Puppy bars and blocks
Ouida Bost	Frogs and Flyers	Ouida Bost	Top for Linus Sweet Melissa pattern
Colette Wong	Cohen's Birthday Quilt	Colette Wong	4 patch stacked posies pattern
Patsy Martin	None	Patsy Martin	UFO
Patricia Eckstrom	The Bird Nest	Patricia Eckstrom	Ginny Eckley Workshop Feb 2013
Patricia Eckstrom	Morro Rock	Patricia Eckstrom	Karen Eckmeier Workshop Apr 2013; Merry Christmas to Samantha, photo of her family on the quilt
Patricia Eckstrom	Perelandra	Patricia Eckstrom	Fall 2012 Laura Wasilowski Workshop
Jennifer Rike	None	Jennifer Rike and Cheryl Litke	Tshirt quilt for teacher's daughter
Jenn Haxton	3D Folded Blocks	Jenn Haxton	Samples of 3D folded blocks from a class taught by Jenn in Oklahoma





Dee's Red Work

GOING OUT OF BUSINESS SALE

Darnel Dark 817-496-4854

- Quilt Backing \$10.00 per yd.
- Needles \$3.00 per Tube
 - Embroidery, Between, Straw
- Aurifil Thread \$6.00 per Spool
 - 50wt quilting, 28wt machine, 12wt hand
- Fabric ~~\$6.95 per yd.~~ **\$3 per yd**
 - Military, novelty, Kona Bay, other styles in 1 yd cuts and on bolts
- Fat Quarters \$0.75 each

Entire Inventory for sale

"EARTH"
 without
 "ART"
 is just
 "EH"

Show and Tell

Date: _____

Presented by: _____

Name of Quilt: _____

Maker of Quilt: _____

Quilter (if different): _____

Description: _____



The Quilting Bee

Quilters' Guild of Arlington
PO BOX 13232
Arlington, TX 76094
www.qgoa.org

YOUR HOMETOWN QUILT SHOP

Lone Star House of Quilts



*The Shop Where
Your Friends Shop!*

One Hot Summer Deal!

**Free Fat Quarter
Minimum \$15.00 Purchase!**

**Bring in this Ad or show us on your
Electronic Device.**

Offer expires 8/31/13

Lone Star House of Quilts / 1210 W. Abram St., Arlington, TX 76013 / 817-277-4749

lonestarhouseofquilts@gmail.com