

The Quilting Bee

Quilters' Guild of Arlington

www.qgoa.org



Volume XXIV Issue 9

September 2013

September Meeting

Meeting Reminders:

Refreshments:

Sep—F, I, J, Q

Oct—N, P, R

Safe Haven:

Sep—Soap and Towels

Oct—Prepackaged Snacks

Don't forget!

- Name Tag
- Show & Tell
- Block Party
- Linus Quilts
- Patriotic Blocks
- President's Block
- Challenge
- Swap Items

September 10 – Winnie Fleming
"Borders"

Winnie's primary interests are designing and making scrap quilts, making border and round robin quilts, and writing detailed instructions for her guild's scrap exchange. She has designed several Block-of-the-Month quilts. Winnie also writes instructions for making quilts, tote bags, and other projects for a large fabric manufacturer. Winnie has also designed the themed friendship quilt for the annual guild retreat for the last 12+ years. She has self-published a book on scrap exchanges "Simple Blocks Make Sensational Quilts".



2013 Guild Officers

President: Susan FitzGerald

Vice President: Kandy Garrett

Secretary: Barb Cain

Treasurer: Dwain Edwards

NEXT MONTH'S FEATURE:

October 8 – Our very own, Jolene Mershon with "Free-spirited, No Restraint, Serendipity Quilting"

Through the almost 23 years that she has been quilting each project has been a path of discovering and learning as she goes along. Showing the quilts that she made through these years will let her share how to let your intuition and individual creativity dominate your quilting and keep the process fresh and fun.



Meeting Location

Bob Duncan Center – Vandergriff Park

2800 S Center St Arlington, TX 76014

Meetings 2nd Tuesday each month

Doors open at 6:30 ~ Meeting at 7:00

Words from Our Guild President

A quilt is a lot like our guild: a quilt has many patterns and personalities and it has lots of different colors and design elements that range from fun and funky to vintage and traditional. Some are simply sewn and some are very complex, and it's wonderful when they all come together in a "special quilt". That final product, the quilt, is just like the Quilters' Guild of Arlington!

Think of your talents and how they can benefit the greater good of our guild. Volunteer to share your interest in quilting, get to know other members, stay informed, and stay connected on a social level within our guild. The guild needs your help; please say "YES" when asked to fill a board position! The duties of the Officers and Standing Committees are located in the By-Laws and Standing Rules in the Membership Directory.

"Thank You" to our Nominating Committee: Randa Dillon, Carol Ramsey, Kaye Huffman, Patsy Martin and Vickie Bramblet. The guild appreciates your willingness to take on this task!

May we all stitch together to create another "special quilt" in 2014!

Sew Happy,
Susan FitzGerald

September Birthdays

- 8 - Pat Yates
- 9 - Patricia Knight
- 12 - Judy Liston
- 17 - Janet Wood
- 18 - Vivian Kight
- 20 - Carol Majka
- 21 - Ellen Dietrick
- 21 - Erin Foust
- 21 - Dorothy McElvany
- 27 - Charlotte Patrick

thank
you!

Goodbye
SUMMER

Hello
AUTUMN

Next Workshop

September 11 - Winnie Fleming - "Borders"

Winnie's expertise lies in the challenge of mathematically figuring the size of borders, "floater" borders, mitering borders, and making scrap quilts.

Through her intensive studying of various quilt blocks and borders, she has developed no-fail formulas for every quilter to calculate the exact cutting size for adding "floater" and mitered borders to their own specific quilt. While most quilters would shy away from the math of quilting, Winnie takes all the fear away and makes it quite easy and fun. The result is enhanced borders, increased confidence, and a true sense of pride and satisfaction.

WORKSHOP REGISTRATION FORM

(Please use this form to register for all upcoming workshops. You may photo copy this form.)

Name: _____

Address: _____

City: _____ State: _____ Zip: _____

Phone: _____ Email Address: _____

Workshop Name: _____

Workshop Date: _____

Form of Payment: (circle one) Check Cash

Cost is \$40 for members/\$45 for non-members. Please make all checks payable to QGOA.

Payment must be received to hold your space in the workshop. Enrollment is on first come first serve basis.

Please sign-up at a meeting at the Program Section of the Sign-In Table or send your registration form with full payment to: Quilters' Guild of Arlington

PO BOX 13232

Arlington, TX 76094-0232.

Notify the Vice President, Kandy Garrett, that you wish to sign up.

Please pick up your supply sheet at the Guild meeting or check the newsletter on the website www.QGOA.org

Workshops are held at from 9 a.m. to 4 p.m. Pleasant Ridge Church of Christ Family Pavilion in Arlington, located at I20 & Little Road NW of the Southwest Plaza Shopping Center off Church Street.

This has been so popular, so we moved to the Family Life Room so we can accept up to 30



2014 QUILT SHOW... 2014 QUILT SHOW... 2014 QUILT SHOW

**QUILTERS' GUILD OF ARLINGTON
2014 ANNUAL FESTIVAL OF QUILTS
PRESENTS
"CELESTIAL CELEBRATION"
MAY 2-3, 2014**

SHOW COUNTDOWN - EIGHT MONTHS!

IN CELEBRATION OF THE QUILTERS' GUILD OF ARLINGTON'S 30TH ANNIVERSARY WE HAVE A VERY SPECIAL DONATION QUILT IN THE WORKS. ONCE YOU SEE IT YOU WILL UNDERSTAND WHY CELESTIAL CELEBRATION WAS CHOSEN AS THE 2014 QUILT SHOW THEME. WE ALWAYS TRY TO TIE OUR SHOW THEME TO OUR DONATION QUILT WHICH IS SHOWCASED ON THE QUILT SHOW CARDS.

QGOA ANNUAL FESTIVAL OF QUILTS 2014 WILL BE A SHOW TO REMEMBER BECAUSE OF YOU, OUR TALENTED CREATIVE MEMBERS!

DATE CHANGE REMINDER:

2014 SHOW DATES HAVE CHANGED. THE SHOW WILL NO LONGER BE HELD MOTHER'S DAY WEEKEND. BEGINNING 2014 OUR ANNUAL SHOW WILL ALWAYS BE HELD THE FIRST WEEKEND IN MAY.

EIGHT MONTHS AND COUNTING..... ENTER THE SHOW TO HELP CELEBRATE 30 YEARS OF SERVICE TO THE COMMUNITY & THE ARTS.

2014 QUILT SHOW... 2014 QUILT SHOW... 2014 QUILT SHOW



Date	QGOA Programs & Workshops at a Glance
September 10, 2013	Winnie Fleming ~ Borders
September 11, 2013	WORKSHOP Winnie Fleming ~ Borders
October 8, 2013	Jolene Mershon ~ Free-spirited, No Restraint, Serendipity Quilting
November 12, 2013	Lisa Erlandson ~ Orphan Quilts—The Good, the Bad and the Ugly
December 10, 2013	POTLUCK Brown Bag Auction



Fon's & Porter's Love of Quilting is happy to announce the extension of their special offer for their magazine. As with previous offers, QGOA is authorized to sell subscriptions at the reduced price of only \$20.00 and the guild will keep \$5.00.

This offer is good until Sept 30, 2013. This is the last month for you to take advantage of this great deal and for our Guild to earn in the process. More information at the Membership Table at the Guild Meeting.

Sunshine and Shadow

Congratulations to Vicki Bramblet on the birth of her great-granddaughter!

Congratulations to Happy Johns on the birth of her grandson.

Congratulations to Sheila Parry on the birth of her granddaughter.

Pat Eckstrom's mom has recovered from her broken hip and is soon moving back the Assisted Living facility where her sewing machine is. She's sewing postcards in the meantime because she can handle those.

Carolyn Clifton had extensive stomach surgery 3 weeks ago and is just getting out of the hospital and will be at Kindred in Mansfield. Carolyn said that if anyone is close to Kindred and wants to stop by while she's there she would love to have the company.

12x12 Quilt Challenge
Due This Month
September Theme: Pink

QGOA Executive Board & Standing Committees 2013

EXECUTIVE BOARD

President	Susan FitzGerald
Vice President	Kandy Garrett
Secretary	Barb Cain
Treasurer	Dwain Edwards
Parliamentarian	Randa Dillon

NEWSLETTER
Historian
Sunshine & Shadow

Jenn Haxton
Sheila Parry
Elizabeth Carr

STANDING & APPOINTED COMMITTEES

PROGRAMS

	Kandy Garrett
	Nancy Spell
MEMBERSHIP	Carol Ramsey
Membership Asst	Gloria Speakman
Membership Asst	Betty Hancock
New Membership Asst	Jolene Mershon
Guild Products	Linda Dickson

HOSPITALITY

Door Prizes	Kay Dietrick
Volunteer Hours	Barb Goodman
Golden Spool	Judy Liston
Librarian	Charlotte Humphrey
Librarian Asst	Pat Madrid
Greeting	Brenda Aigner
	YOUR NAME HERE

GUILD ACTIVITIES

Block Party
Presidents Blocks
Display Case
Retreat Coordinator
TAQG Representative

Janice Mowery
Janice Mowery
Janice Mowery
Billie Brecheen
Libby McDuffie
Carolyn Troupe

COMMUNITY OUTREACH

Susan G. Komen
Project Linus
Safe Haven
Ronald McDonald

Janice Christy
Gayle Lacerda
Elizabeth Cooper
Patsy Martin
Annette DeBose
Pearl Nettles

WEBSITE COORDINATOR

Website

Janice Farris
Art Parry

DONATION QUILT

Donation Quilt 2013	Randa Dillon
Donation Quilt 2014	Annis Clapp

PUBLICITY

Permanent Quilt Collection	Sherry Livingston
	Debby Rake

Email address to contact officers: support@qgoa.org,
or refer to the current directory for specific
information.



For Late Breaking QGOA News

You'll always know the latest information when you join the QGOA Yahoo Group; it is quick and easy. Go to the guild home page at www.QGOA.org and click on the link.

If you have any questions, please contact Barb Cain at bjc207@sbcglobal.net



IN CASE OF INCLEMENT WEATHER:

IN GENERAL, WE WILL DO WHAT THE UNIVERSITY OF TEXAS OF ARLINGTON DOES. IF THEY CANCEL EVENING CLASSES WE WILL CANCEL GUILD AND BOARD MEETINGS.

Guild Refreshments

- January: C, T
- February: H, V
- March: M
- April: S, Z, E
- May: A, D
- June: POTLUCK (Board-Desserts)
- July: G, L
- August: B, K, O
- September: F, I, J, Q**
- October: N, P, R
- November: T, U, W, X, Y
- December: POTLUCK (Board-Desserts)

Please help at the membership table; signing in & greeting members & guests during your assigned month. Please mark your calendars.

Volunteer Hours

18 volunteers recorded 201 hours for August

Thanks to all who share the joy of quilting with others.
Make sure you turn your hours in each month.

QGOA NEWSLETTER AD RATES

SIZE	1MO	3MO	1 YR
1/8 PAGE	\$7.50	\$22	\$85
1/4 PAGE	\$15	\$40	\$150
1/2 PAGE	\$30	\$75	\$270
1/2 PAGE (BACK)	\$40	\$105	\$378
FULL PAGE	\$60	\$150	\$540

All ads must be print ready and fit the size requirement. Ads must be received by the 15th of the month prior to the desired publication month. Email preferred.

Email ad to: jshaxton@gmail.com

Make payments to: QGOA

Mail payments to:

Jenn Haxton, editor
717 Bunker Hill
Arlington, TX 76011

Meet & Greet

One of the exciting things about being a member of the guild is meeting new people. Let's strive to introduce ourselves to visitors and new members this year. Also, get to know some of the current members you have never met. Perhaps invite someone for dessert and coffee or to join you at your next stitch group meeting.

STITCH GROUPS

Guild members are cordially invited to join a sewing group for fellowship and stitching. Most groups have room for new members.

Friendship Stitchers

Meets the 1st & 3rd Thursdays
10:00 a.m. at First Christian Church
Contact: Helga Smith

Etcetera Art Quilt Group

Meets @ Lone Star House of Quilts
1st Thursday of the Month 7 p.m. to 8:30 p.m.
Contact: Denny Cornett

The Piecemakers

Meets @ Bob Duncan Community Center
2nd & 4th Thursdays
6:00 p.m. to 10:00 p.m.
Contact: Linda McPherson

Sew-N-Sews (NEW INFO!)

Meets @ Trinity United Methodist Church
1200 W Green Oaks Room A208
1st Monday of the month unless it is a Holiday
10 a.m. to 3 p.m.

Bring your lunch and \$3 per person per meeting as a donation to the church

Contact: Randa Dillon or Carolyn Bowden

Please let us know if you've formed an open group or want to do so
support@qgoa.org

BLOCK PARTY

Sweet Broderie Pinwheels by Rosalie Quinlan Designs

Due October meeting

Block size 7 ½" Directions for 2 blocks

Colors:

Have a lot of contrast in your two fabrics. You have to make 2 blocks and the contrast is what makes the blocks work.

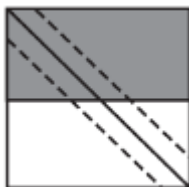
Fabric A: Cut 1 strip of fabric 2 ½" wide by 40"

Fabric B: Cut 1 strip of fabric 2 ½" wide by 40"

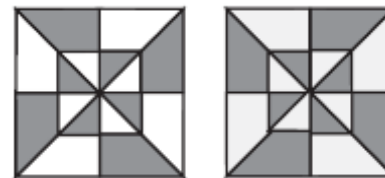
1. Sew the two strips of fabric together. Press.



2. Cut the above strip into 8 squares each measuring 4 ½" x 4 ½"
3. Place 2 squares on top of each other, right sides together, flipping one square to match Fabric A on top of Fabric B and the other with Fabric B on top of Fabric A
4. Rule a diagonal line from the top left corner to the bottom right corner. Sew together 1/4" either side of the traced line. Cut along traced line.



5. Open square and press to reveal two squares.
6. Repeat with remaining squares. Rearrange to form 2 complete double pinwheel blocks. Sew blocks together.



For a complete quilt pattern using this block visit

http://www.lecien.co.jp/en/hobby/patterns/img/Sweet_Broderie_Quilt_Web.pdf

@2010 Lecien - visit: www.lecien.co.jp/en/hobby/ - www.rosaliequinlandesigns.typepad.com



Monthly Block Party Information:

This is a monthly challenge with a new block pattern each month printed in the newsletter.

There are several ways to participate:

1. You can make the block and bring it to the next meeting. Each month a name is drawn for the winner of the blocks that month. You can only get the number of blocks that people participate that month.
2. If you are like me and never win anything, we have started a group of twelve that make blocks each month. At the end of the year we have a drawing to win one set of 12 blocks. This is a good way to make friends, make something new, and maybe have 12 blocks ready to make a quilt.
3. If you do not want to win blocks, make the block in Red, White and Blue each month to be donated to someone to make Wounded Warrior quilts.
4. You can make the same block to donate to the Ronald McDonald House project.
5. You can also make nine patch blocks to be donated to Project Linus.

Janice Mowery, Block Party Organizer

Susan FitzGerald President Block for 2013

Materials: Brights and Black solid (no color in Black)

Scrappy Choice— cutting instructions

Dark Batik (a bright color) for Fabric A

Cut 5 2 ¼" squares

Cut 4 2 7/8" squares (HST)

Light Batik for Fabric B

Cut 4 2 ¼" squares

Black for Fabric C

Cut 8 2 ¼" squares

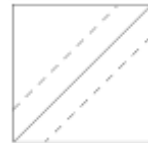
Cut 4 2 7/8" squares (HST)



Preparation:

Half Square Triangle (HST)

Draw a diagonal line from corner to corner on the wrong side of each of the Fabric A 2 7/8" squares. Place Fabric A 2 7/8" square and a Black 2 7/8" square right sides together. Stitch ¼" away from the drawn line on both sides.



Cut the square on the drawn line to yield 8 HST squares. Press the seam allowance toward Fabric A. Trim the HST to 2 ¼".

Stitch a 2 ¼" Black square between two HST blocks. Make 4.



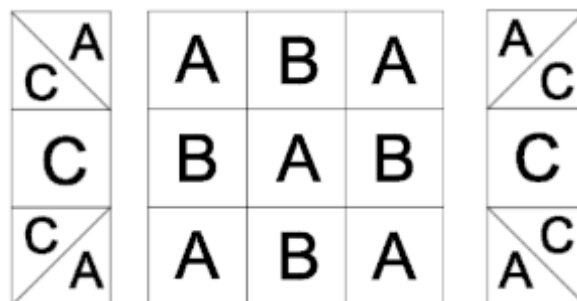
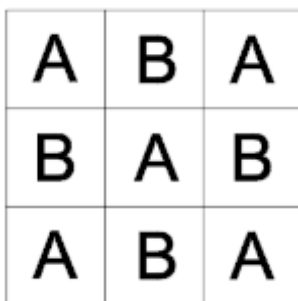
Set 2 aside.

Add a Black 2 ¼" square to each end of HST units to make the top and bottom rows of block.

9 Patch Block

Lay out five 2 ¼" Fabric A squares and four 2 ¼" Fabric B squares.

As shown.





Project Linus

Dear Ones,

Many thanks for all the donations this month and special thanks to Elizabeth Carr for accepting, recording and toting it all in my absence. She is a real trooper. Thanks to Jennifer Rike for kits (which are available for taking and quilting), Charlotte Humphrey, Nancy Spell, Patsy Martin, Margaret James for the tops and backs, ever faithful-Janice Farris, and precious Del Jeanne Mathews. The guild members are so generous. These quilts are "make do" quilts made from donated fabric pieces and put together with loving stitches. Project Linus appreciates all donations and we understand this is a non profit organization created for any child 0-18 in need of comforting so we hope that you accept our sincere gratitude as recompense for your kindness.

Just a gentle hint: please attach a mailing label or a scrap of paper with your name to your donation. Please help us acknowledge your contributions.

Project Linus meets every 2nd and 4th Thursdays at Southcliff Baptist Church 4100 SW Loop 820, Ft. Worth from 9 to 3 in the main entryway. Bring a machine and sewing supplies to sew up blanket sandwiches or you can also tie the quilts. We carry a sack lunch and drink or there are some drink machines. For questions, please feel free to contact us at: plinusftw@att.net or call Mary Ann Dew (our illustrious director) at 817-294-4625.

Linus is happy to accept donations of completed quilts, fabric, needles, cutters, thread, batting to make a new blanket for a child. So when you are re-organizing or down-sizing please remember Linus kids.

Requested measurements

Finished size quilts and tops: 40" X 44".

Finished size for older kids: 57" X 43"

We also welcome: Blocks, in sets or individual; Fabric; Neutral colored threads; Batting of any size; and monetary donations to replenish supplies

The work we do for our community and the guild enriches us and the generations to come.

My thanks, Elizabeth Cooper

Need some ideas for Project Linus Quilt Patterns?

Check out these links (click on the link to open the link)

[BABY AND DOLL QUILT PATTERNS THROUGH TIME](#)

This website not only features free quilt patterns for children as well as dolls, but also several articles about the art of quilt making through history. It also has links to other quilt pattern web sites.

[CARD TRICK BABY QUILT](#)

Create quick work of this Card Trick Baby Quilt by stacking cut triangles in their finished position.

[CARTWHEELS THROW-SIZE QUILT](#)

Many thanks to Tierney Barden from the [SILVER TRUMPET BLOG](#) for supplying this splendid pattern in Adobe Acrobat PDF format to us. It is so fast and fun to make, you will be inspired to make many more!

[CHANNER'S CHECKERS](#)

This delightful pattern in Adobe Acrobat PDF format was created by Elzora Channer, a Project Linus Blanketeer from Decatur, IL. The design features an interactive checkerboard quilt complete with pockets and checkers.

["FOR A CHILD'S DELIGHT" QUILT](#)

A wonderful pattern based upon the block "Children's Delight," published in the Ladies Art Company catalog in the late 1800s.

[SIMPLE GIFTS](#)

A delightful pattern used by several of our Texas-area chapter coordinators at the 2009 International Quilt Festival.

[HAPPY HEART BLOCK](#)

A delightful pattern in Adobe Acrobat PDF format full of "happy hearts" that will brighten anyone's day!

Wounded Warrior Quilts and a Special Thank You

Our Wounded Warrior Quilt project has been supported by our guild now for 10 years. That's a very long time for you as members to continue to make the beautiful quilts that mean so much to the wounded servicemen/women who have been wounded in either the Iraq or Afghanistan war and I want to thank each and everyone of you who have contributed to this ongoing project.

Another group of quilts will be taken in October. If you have a Wounded Warrior quilt you need to finish or you are wanting to make one or two this year, you have a 1 month window in which to accomplish this. Bring the finished quilts to the October guild meeting. And, please put a label on the quilt. We would like for our wounded warriors to know that the Quilter's Guild of Arlington appreciates their sacrifice.



Ronald McDonald Challenge

This is a way to do something for a child going through a bad time. It is also a way to do something that will give you pleasure. Choose a pattern you want to do, go through the fabrics in your stash, and choose ones that go with the challenge fabric. Go outside your usual box and have fun!

Pearl Nettles

Safe Haven Donations

*We will continue to accept travel size toiletry items throughout the year.
ALL items should be new and unused including toiletries.*

- January: Diapers, baby wipes
- February: Children's socks
- March: Children's underwear
- April: Shampoo, brush, comb, etc.
- May: Toothbrush, toothpaste, floss
- June: Women's underwear
- July: Feminine hygiene products
- August: School Supplies
- September: Soap and towels**
- October: Prepackaged snacks – Granola bars, Goldfish crackers, etc.
- November: Children's toys
- December: Mittens, scarves or hats

Et Cetera Art Quilters on Display

Stage West Theatre hosts the Ol' Vic Gallery that features fine, visual art from local, regional, and out-of-state artists. Each year, several dozen artists submit their paintings, photographs, sculptures and more for an opportunity to be selected as one of the featured visual artists during the season. The Gallery's goal is to shine a light on the very talented arts community here in North Central Texas, as well as give the theatre guests a chance to see some great art. The Et Cetera Stitch Group is honored to be among the artists included in this elite list. This is the second showing of the Et Cetera Stitch Group at Stage West Theatre. The show was a success last year and Stage West has invited the Art Quilters to show again this year. The Gallery showing runs from August 22 through September 29 concurrently with the production of "Thank You, Jeeves" from the book by P. G. Wodehouse. "Thank You, Jeeves" is a play about Bertie Wooster and his faithful servant Jeeves. The play features a full cast of characters, including tyrannical relatives, beastly acquaintances, demon children, and a banjolele.

Thank You, Jeeves

runs Aug 22 through Sept 29

Thursdays 7:30

Fridays & Saturdays 8:00

Sundays 3:00

Tickets are \$15 each plus a service fee



Stage West
821 W. Vickery
Fort Worth, TX 76104
817.784.9378

We know you are out there! All of you Creative Designers!

It's time to get those creative juices flowing. In 2014, QGOA will celebrate a milestone. In case you didn't know, QGOA was established in 1984 and next year we will celebrate in several ways. One of those celebrations will be the creation of a t-shirt to commemorate those 30 years of quilting in Arlington.

WE NEED YOU!!

Your ideas for this special t-shirt are needed. We would like to have all ideas and suggestions within the next three months.

Please bring your ideas and creative drawings to the guild meetings so that a special shirt can be created.

★ QUILT EVENTS ★

NORTH TEXAS SHOP HOP

September 5-7, 2013

THU, FRI, SAT 9-7

QUILT ACROSS TEXAS

58 QUILT SHOPS

September 1-30, 2013

HOURS VARY BY STORE

ALLEN QUILTERS' GUILD

"A CELEBRATION OF QUILTED ARTS"

September 19, 2013

First Presbyterian Church

605 South Greenville Ave, Allen, TX

THU 6:30-8:30 pm

TRINITY VALLEY QUILTERS' GUILD OF FORT WORTH

31ST ANNUAL QUILT SHOW

September 20-22, 2013

Amon Carter Hall—Will Rogers Complex

Fort Worth, TX

Cost \$7 FRI-SAT 10-5 SUN 11-4

PIECEMAKERS' 33RD ANNUAL QUILT SHOW

September 30-October 25, 2013

Warehouse Living Arts Center

119 West 6th Ave, Corsicana, TX

FREE MON-FRI 10-4, SAT 10-2

JEWETT FALL FROLIC QUILT SHOW

October 4-5, 2013

Jewett Civic Center

111 N Robinson, Jewett, TX

Cost \$5 FRI 9-5 & SAT 9-4

"THE ROADS WE HAVE TRAVELED"

MIDLAND QUILTERS GUILD

2013 QUILT SHOW

October 5, 2013

The Grand Texas Hotel & Conv Center 4300

W. Wall Street, Midland, Texas

Cost \$7 SAT 9-5

COMMON THREADS QUILT GUILD

"STAR MAGIC"

October 11-12, 2013

Gainesville Civic Center,

Gainesville, TX

Cost \$5 FRI 10-5 & SAT 10-4

ORIGINAL SEWING & QUILT EXPO

October 17-19, 2013

Will Rogers Memorial Center

Amon Carter Hall Jr Exhibits Bldg

3401 West Lancaster Ave,

Fort Worth, TX

Cost \$10 THU-FRI 10-6 & SAT 10-5:30

INTERNATIONAL QUILT FESTIVAL

October 31- November 3, 2013

George R Brown Convention Center

Houston, TX

August Show and Tell

Presented by	Name of Quilt	Maker and Quilter	Description
Happy Johns	Violet's Block Party	Violet and friends, makers Quilt Country, quilter	11 others made the blocks, Violet added more and applique. Going to her cousin in Pennsylvania
Happy Johns	Quilt Top	Happy Johns	Colorful duckies for a baby; bought a packet of 4 coordinating fabrics in Houston
Jennifer Rike	Bag	Jennifer Rike	Etool bag: bag for all of the electronic devices
Kay Dietrick	Little Tulip Basket	Kay Dietrick	This is a UFO. Started paper piecing the blocks in 2011. Decided to put them together in July. The pattern for the blocks is from Paper Panache.
Charlotte Humphrey	The Marching Band	Charlotte Humphrey	Quilt for the Linus Project made from a novelty print set in attic window blocks.
Randa Dillon	Wounded Warror	Lady from Project Linus, maker Randa Dillon, quilter	None provided
Randa Dillon	Christmas Twister	Randa Dillon	Twister pattern in Christmas colors
Colette Wong	Navy Blue and Stars Part II	Colette Wong	This is the second time making this pattern. The first one was a Piecemaker exchange.
Del Jeanne Mathews	Wholecloth Quilt for Paige	Eirene Mathews	Wholecloth quilt
Del Jeanne Mathews	2 Wounded Warrior Quilts	Del Jeanne Mathews	None provided
Del Jeanne Mathews	Blueberry Hill for Linus Project	Del Jeanne Mathews	None provided
Barbara Cain	1930s Wagon Wheel	Barbara's Great Grandmother	None provided
Dottie Hughes	Thimbleberries Rose of Sharon	Dottie Hughes, maker Sharon Schroeder, quilter	Blocks a month—machine embroidery, applique and piecing
Kathy Longstreet	Daddy's Ties	Kathy Longstreet, maker Amy Jamison, quilter	Instructions Issue 3 of Quilty Magazine; Had a picture of the nursery accessories that was carried to the shops to find the 5 colors
Patsy Martin	None	Patsy Martin, maker Dwayne Edwards, quilter	For the Cook Children's Hospital
Jolene Mershon	Longhorn Mountains	Jolene Mershon	Machine appliqued with some Stonehenge fabrics and other coordinates; Machine quilted
Nancy Conner	A&M T Shirt Quilt	Nancy Conner	None provided
Nancy Conner	Reproduction feed sack prints	Nancy Conner	UFO from when she worked at Hancocks
Nancy Conner	Block Party Blocks from who knows when	Nancy Conner	None provided
Elaine Grasher	Sunflowers and Cattails	Elaine Grasher	UFO—Snippets class at guild meeting years ago
Elaine Grasher	Grandmother's Flower Garden	Elaine Grasher	UFO—Grandmother's Flower Garden top started in 2001, finished 2013

TAQG NEWS

Texas Assn. of Quilt Guilds

Dr. Carolyn Troupe, Rep

Foremost on the TAQG calendar is November 19, 2013. If you are interested in advertising your quilting skills, lecture or retreat with other guilds, this meeting is for you. Many Texas guild's take this opportunity to schedule their programs for the coming calendar year. Please contact Deanna Hasten, dkhasten@cumbytel.com or phone, 903-945-3483., to register for a 5 minute presentation of your program. You may contact me for further information: c_troupe@sbcglobal.net , or 973-968-8543.

In addition, next Rally Day 2014 speaker is Pat Speth. She is published and known for her work on Nickel Quilts. She is a great speaker. More information will be available in February.

The third quarterly TAQG newsletter should available soon. Please check the TAQG website, www.taqq.org, or www.texasassociationofquiltguild.org, The articles have been excellent.

The next TAQG meeting, September 24, 2013.
Special Interest Group will be Community Service

LOCATION: Garden Ridge Church of Christ
102 N. Garden Ridge Blvd
Lewisville, TX 75067
TIME: 10 am- 12:00



**LAND YOUR
UFO's in 2013**

Every time you bring a finished quilt to show off at a guild meeting that was begun prior to 2013, sign Janice's "Finished UFO Book". During the December 2013 meeting, she will draw a name from the book's entries and the winner will receive a gift certificate. The more UFOs that you finish, the more chances you will have to win!

Show and Tell

Date: _____

Presented by: _____

Name of Quilt: _____

Maker of Quilt: _____

Quilter (if different): _____

Description: _____



The Quilting Bee


Quilters' Guild of Arlington
PO BOX 13232
Arlington, TX 76094
www.qgoa.org

YOUR HOMETOWN QUILT SHOP

Lone Star House of Quilts



September Is Shop Hop Month!



16th Annual
North Texas Quilt Shop Hop
Threads of Life
September 5-7, 2013
Thursday,
Friday & Saturday
9am - 7pm

*Quilt Across Texas
September 1-30, 2013
Open Sunday Afternoons
In September*



Come Shop, Hop & Enjoy the Entire Month With a Quilting Focus!

www.lonestarhouseofquilts.com

1210 W. Abram St. Arlington, TX 76013/817-277-4749