

The Quilting Bee

Quilters' Guild of Arlington

www.qgoa.org



Volume XXIV Issue 10

October 2013

October Meeting

Meeting Reminders:

Refreshments:

Oct—N, P, R

Nov—T, U, W, X, Y

Safe Haven:

Oct—Prepackaged

Snacks

Nov—Children's Toys

Don't forget!

- Name Tag
- Show & Tell
- Block Party
- Linus Quilts
- Patriotic Blocks
- President's Block
- Challenge
- Swap Items

October 8 – Our very own, Jolene Mershon with "Free-spirited, No Restraint, Serendipity Quilting"

Through the almost 23 years that she has been quilting each project has been a path of discovering and learning as she goes along. Showing the quilts that she made through these years will let her share how to let your intuition and individual creativity dominate your quilting and keep the process fresh and fun.

Jolene is an experienced quilt guru and volunteer extraordinaire that will share her wisdom, tips and tricks with us.

Preparation for December Brown Bag

Please bring Brown Bag Auction donations to the Guild meeting or call Kandy @ 817 909 0350 to arrange pickup.



2013 Guild Officers

President: Susan FitzGerald

Vice President: Kandy Garrett

Secretary: Barb Cain

Treasurer: Dwain Edwards

NEXT MONTH'S FEATURE:

November 12—Lisa Erlandson will visit us to talk about Orphan Quilts, the Good, the Bad & the Ugly. Lisa is an AQS Certified Appraiser, quilt restorer, show judge and quilt historian. She has a quilt retreat in Gainesville that many of you have visited.



Meeting Location

Bob Duncan Center – Vandergriff Park

2800 S Center St Arlington, TX 76014

Meetings 2nd Tuesday each month

Doors open at 6:30 ~ Meeting at 7:00

Words from Our Guild President

Aha...Fall has arrived! I find it interesting that I now want to quilt with seasonal colors and I have been pulling out the rusts, oranges, and golds from my stash. Perhaps a new fall colored table runner or something with leaves or pumpkins needs to be made. Maybe I'll make something to be donated for the December Brown Bag Auction.

I have a small challenge for our October meeting. Let's all come dressed in orange and black and who has Halloween jewelry to wear? There might be treats so come prepared!

While I'm talking about October, the meeting is just around the corner and we will be voting on the candidates for President, Vice-President, Treasurer, and Secretary. Please come and support the guild by voting.

Have you thought about taking an active part in our Guild but not sure what is needed or how it would work for you? The Guild has opportunities and tasks that need to be met by our members. I would be happy to explore board opportunities with you, just call me or I'll be calling you!

Sew Happy,
Susan FitzGerald

A Special "THANK YOU" for your support in all the QGOA's Community Outreach Donation Projects goes to:

Elizabeth Cooper, Janice Mowery, Elizabeth Carr, Jennifer Rike, Judy Liston, Sherry Livingston, Kandy Garrett, Darleen Jordan, Carole Armstrong, Donna Post, Patsy Martin, Judy O'Polka, Pat Shelton and Ellen Null-Miller who all joined the challenge to support Suzie's Silly Summer Sew In Daze.

Board members Janice Christy, Gayle Lacerda, Elizabeth Cooper, Annette DeBose, Pearl Nettles and Patsy Martin for their service to the guild.

The Ellen Gardner's family for their donation of fabrics to the Wounded Warriors Project. Jolene Mershon and members of The Friendship Stitchers group for cutting and making packets from those donated fabrics.

The Piecemakers for their donation of pillowcases for Cooks Children's Hospital.

All members who have donated to any of our projects.

The community and our guild greatly appreciates your efforts, time and your donations of supplies, money, fabrics, pillowcases and quilts! You make a difference in our community!

October Birthdays

- 1 - Gayle Duffy
- 2 - Jenn Haxton
- 3 - Marilyn Zelenz
- 9 - Betty Hancock
- 11 - Charlotte Humphrey
- 19 - Diane Allen
- 19 - Rhonda Hughes-Montee
- 19 - George Shupee'
- 21 - Linda Boggus
- 25 - Charles Kinsey
- 27 - Brenda Burgess
- 27 - Debra Holster

Calling All Cooks and Food Lovers!

We discussed in the September Guild Meeting that we will be creating a cookbook to celebrate the Guild's 30th Anniversary. We will be asking members to submit favorite recipes, both old and new. We have a specific format for submission of the recipes. You can pick up a form at the Guild Meeting or [download the form](#) from the Guild website. We will also have a way to enter the recipes electronically to save time in the compilation of our book. Start gathering your favorites and those that your friends always request. Recipes can include the following categories: Appetizers and Beverages; Soups and Salads; Vegetables and Side Dishes; Main Dishes; Breads and Rolls; Desserts, Cookies and Candy; and This and That. Deadline is not determined yet, but January is likely. We would like to have everything ready for a printing in February and a delivery of the cookbooks in time for the 2014 QGOA Quilt Show in May.



We know you are out there!
All of you Creative Designers!

It's time to get those creative juices flowing. In 2014, QGOA will celebrate a milestone. In case you didn't know, QGOA was established in 1984 and next year we will celebrate in several ways. One of those celebrations will be the creation of a t-shirt to commemorate those 30 years of quilting in Arlington.



WE NEED YOU!!

Your ideas for this special t-shirt are needed. We would like to have all ideas and suggestions within the next two months.

Please bring your ideas and creative drawings to the guild meetings so that a special shirt can be created.



2014 QUILT SHOW... 2014 QUILT SHOW... 2014 QUILT SHOW

**QUILTERS' GUILD OF ARLINGTON
2014 ANNUAL FESTIVAL OF QUILTS
PRESENTS
"CELESTIAL CELEBRATION"
MAY 2-3, 2014**

SHOW COUNTDOWN - EIGHT MONTHS!

IN CELEBRATION OF THE QUILTERS' GUILD OF ARLINGTON'S 30TH ANNIVERSARY WE HAVE A VERY SPECIAL DONATION QUILT IN THE WORKS. ONCE YOU SEE IT YOU WILL UNDERSTAND WHY CELESTIAL CELEBRATION WAS CHOSEN AS THE 2014 QUILT SHOW THEME. WE ALWAYS TRY TO TIE OUR SHOW THEME TO OUR DONATION QUILT WHICH IS SHOWCASED ON THE QUILT SHOW CARDS.

QGOA ANNUAL FESTIVAL OF QUILTS 2014 WILL BE A SHOW TO REMEMBER BECAUSE OF YOU, OUR TALENTED CREATIVE MEMBERS!

DATE CHANGE REMINDER:

2014 SHOW DATES HAVE CHANGED. THE SHOW WILL NO LONGER BE HELD MOTHER'S DAY WEEKEND. BEGINNING 2014 OUR ANNUAL SHOW WILL ALWAYS BE HELD THE FIRST WEEKEND IN MAY.

EIGHT MONTHS AND COUNTING..... ENTER THE SHOW TO HELP CELEBRATE 30 YEARS OF SERVICE TO THE COMMUNITY & THE ARTS.

2014 QUILT SHOW... 2014 QUILT SHOW... 2014 QUILT SHOW



Date	QGOA Programs & Workshops at a Glance
October 8, 2013	Jolene Mershon ~ Free-spirited, No Restraint, Serendipity Quilting
November 12, 2013	Lisa Erlandson ~ Orphan Quilts—The Good, the Bad and the Ugly
December 10, 2013	POTLUCK Brown Bag Auction

12x12 Quilt Challenge

Due November

Theme: Serenity

Everyone is invited to participate in the 12 x 12 challenge. The next theme is "Serenity". The only limit is the size of the finished quilt—how you interpret this word is all yours. The quilts will be revealed on November 12 at the regular guild meeting.



Donation Quilt Update:

Thanks to all of you who sold donation quilt tickets during the recent Fall Shop Hop. We had great ticket sales. Thanks also to Lone Star House of Quilts for allowing us to set up in the shop to sell tickets. Your continued support is so appreciated.

The guild so appreciates those who have helped with the donation quilt this year. As a reward, each member who sat with the quilt during the shop hops or took the quilt to shops or guild meetings will receive an extra ticket in the drawing. Additionally, any member returning ticket stubs and money before the December meeting will also have an extra ticket in the drawing.

(only one extra ticket for sitting with the quilt and only one extra for returning stubs and money before December meeting. You can get one of each though!)

Golden Spool

We are still taking nominations for Golden Spool. We will award the next Golden Spool in December. Turn your nominations in to Charlotte Humphrey.



QGOA Executive Board & Standing Committees 2013

EXECUTIVE BOARD

President	Susan FitzGerald
Vice President	Kandy Garrett
Secretary	Barb Cain
Treasurer	Dwain Edwards
Parliamentarian	Randa Dillon

NEWSLETTER
Historian
Sunshine & Shadow

Jenn Haxton
Sheila Parry
Elizabeth Carr

STANDING & APPOINTED COMMITTEES

PROGRAMS

	Kandy Garrett
	Nancy Spell
MEMBERSHIP	Carol Ramsey
Membership Asst	Gloria Speakman
Membership Asst	Betty Hancock
New Membership Asst	Jolene Mershon
Guild Products	Linda Dickson

GUILD ACTIVITIES

Block Party
Presidents Blocks
Display Case
Retreat Coordinator
TAQG Representative

Janice Mowery
Janice Mowery
Janice Mowery
Billie Brecheen
Libby McDuffie
Carolyn Troupe

HOSPITALITY

Door Prizes	Kay Dietrick
Volunteer Hours	Barb Goodman
Golden Spool	Judy Liston
Librarian	Charlotte Humphrey
Librarian Asst	Pat Madrid
Greeting	Brenda Aigner
	YOUR NAME HERE

COMMUNITY OUTREACH

Susan G. Komen
Project Linus
Safe Haven
Ronald McDonald

Janice Christy
Gayle Lacerda
Elizabeth Cooper
Patsy Martin
Annette DeBose
Pearl Nettles

DONATION QUILT

Donation Quilt 2013	Randa Dillon
Donation Quilt 2014	Annis Clapp

PUBLICITY

Permanent Quilt Collection	Sherry Livingston
	Debby Rake

WEBSITE COORDINATOR

Website

Janice Farris
Art Parry

Email address to contact officers: support@qgoa.org,
or refer to the current directory for specific
information.



For Late Breaking QGOA News

You'll always know the latest information when you join the QGOA Yahoo Group; it is quick and easy. Go to the guild home page at www.QGOA.org and click on the link.

If you have any questions, please contact Barb Cain at bjc207@sbcglobal.net



IN CASE OF INCLEMENT WEATHER:

IN GENERAL, WE WILL DO WHAT THE UNIVERSITY OF TEXAS OF ARLINGTON DOES. IF THEY CANCEL EVENING CLASSES WE WILL CANCEL GUILD AND BOARD MEETINGS.

Guild Refreshments

- January: C, T
- February: H, V
- March: M
- April: S, Z, E
- May: A, D
- June: POTLUCK (Board-Desserts)
- July: G, L
- August: B, K, O
- September: F, I, J, Q
- October: N, P, R**
- November: T, U, W, X, Y
- December: POTLUCK (Board-Desserts)

Please help at the membership table; signing in & greeting members & guests during your assigned month. Please mark your calendars.

Volunteer Hours

24 volunteers recorded 1092 hours for September!

Thanks to all who share the joy of quilting with others.
Make sure you turn your hours in each month.

QGOA NEWSLETTER AD RATES

SIZE	1MO	3MO	1 YR
1/8 PAGE	\$7.50	\$22	\$85
1/4 PAGE	\$15	\$40	\$150
1/2 PAGE	\$30	\$75	\$270
1/2 PAGE (BACK)	\$40	\$105	\$378
FULL PAGE	\$60	\$150	\$540

All ads must be print ready and fit the size requirement. Ads must be received by the 15th of the month prior to the desired publication month. Email preferred.

Email ad to: jshaxton@gmail.com

Make payments to: QGOA

Mail payments to:

Jenn Haxton, editor
717 Bunker Hill
Arlington, TX 76011

Meet & Greet

One of the exciting things about being a member of the guild is meeting new people. Let's strive to introduce ourselves to visitors and new members this year. Also, get to know some of the current members you have never met. Perhaps invite someone for dessert and coffee or to join you at your next stitch group meeting.

STITCH GROUPS

Guild members are cordially invited to join a sewing group for fellowship and stitching. Most groups have room for new members.

Friendship Stitchers

Meets the 1st & 3rd Thursdays

10:00 a.m. at First Christian Church

Contact: Helga Smith

Etcetera Art Quilt Group

Meets @ Lone Star House of Quilts

1st Thursday of the Month 7 p.m. to 8:30 p.m.

Contact: Denny Cornett

The Piecemakers

Meets @ Bob Duncan Community Center

2nd & 4th Thursdays

6:00 p.m. to 10:00 p.m.

Contact: Linda McPherson

Sew-N-Sews (NEW INFO!)

Meets @ Trinity United Methodist Church

1200 W Green Oaks Room A208

1st Monday of the month unless it is a Holiday

10 a.m. to 3 p.m.

Bring your lunch and \$3 per person per meeting as a donation to the church

Contact: Randa Dillon or Carolyn Bowden

Please let us know if you've formed an open group or want to do so
support@qgoa.org

BLOCK PARTY

Disappearing 4 Patch with a twist 9 1/2" block

An easy block, check out tutorial on the link below

<http://round22.blogspot.com/2012/07/disappearing-4-patch-with-twist.html>


Will make block directions much easier to understand.

Block Choices

Red and White tone on tone

Cut 2: 6" squares out of red tone on tone



Cut 2: 6" squares out of white tone on tone



Black with white and White with black

Cut 2: 6" squares out of black with white print

Cut 2: 6" squares out of white with black print



Start with 6 inch squares. Stitch them together to make a four patch block.

Now the fun begins. Instead of vertical and horizontal cutting you need to do diagonal cutting.

Mark 2" from each corner all the way around the block. Mark with what ever color works for you the marks will be in the seam allowance.

If you have a rotary table that turns, this is the time to use it. If not, cut the blocks in an area you can go all around the block without disturbing the pieces.

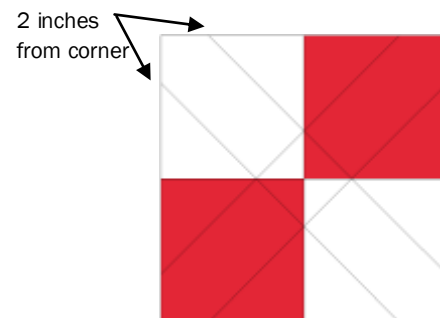
Important: Once you make a cut, do not move anything until all cuts are made.

You will need to make four cuts.


Cut 1—Take the ruler and line up the top upper left mark with the right hand side bottom mark.

Cut 2—The next cut will be from the left bottom mark to the top right mark. You will need to continue until you have all marks cut.

Make last two cuts.



The magic begins! The next step is to pick up and replace the center edge triangle with the adjoining triangle so that the colors switch sides. The next step is to give the center square a quarter turn.



To start sewing pieces together, split the block into three sections:

- 1) the top triangle
- 2) the center sashing and
- 3) the bottom triangle



When sewing the three pieces together into the final block make sure **you line up your center seams as the outer edges** will not necessarily match butting those seams together snugly.

Square up your block and trim
I was able to trim to 9 ½" block.

If you are having trouble check out this tutorial on disappearing 4 patch with a twist

<http://round22.blogspot.com/2012/07/disappearing-4-patch-with-twist.html>

Monthly Block Party Information:

This is a monthly challenge with a new block pattern each month printed in the newsletter.

There are several ways to participate:

1. You can make the block and bring it to the next meeting. Each month a name is drawn for the winner of the blocks that month. You can only get the number of blocks that people participate that month.
2. If you are like me and never win anything, we have started a group of twelve that make blocks each month. At the end of the year we have a drawing to win one set of 12 blocks. This is a good way to make friends, make something new, and maybe have 12 blocks ready to make a quilt.
3. If you do not want to win blocks, make the block in Red, White and Blue each month to be donated to someone to make Wounded Warrior quilts.
4. You can make the same block to donate to the Ronald McDonald House project.
5. You can also make nine patch blocks to be donated to Project Linus.

Janice Mowery, Block Party Organizer



Project Linus

Ladies and Gentlemen:

Thanks to you all for your generous donations this month. Project Linus wishes to thank Cynthia Berend, Sharon Ligon, Robbie Colley (3 quilts from 2 kits), Rose Redding, Happy Johns, Nancy Spell (tops, completing quilts, and her own quilts), Jolene Mershon for kits, Randa Dillon (whew—all those quilts), Janice Mowery (5 beautiful jelly roll tops). And special thanks to President Susan FitzGerald for the motivation to do for our community. She is a treasure among many other treasures in QGOA. Thanks for putting your name on your work. At the meetings we usually have kits (from Jolene Mershon) that need assembly if you are interested just come by my spot.

Linus meets every 2nd and 4th Thursdays at Southcliff Baptist Church- 4100 SW Loop 820, Ft. Worth, from 9-3 in the main entryway. Please join us; bring a machine to sew blanket sandwiches or you can also tie the quilts that are complete or bring needle work. Bring your lunch too.

Requested measurements:

Finished size quilts and tops 40" x 44"

Finished size for older kids: 57" x 43"

Project Linus is happy to accept donations of completed quilts, fabric, needles, cutters, thread, and batting to make a new blanket. We also welcome: Blocks, in sets or individual and monetary donations to replenish supplies.

For questions, please feel free to contact us at: plinusftw@att.net or call Mary Ann Dew (our director) at 817-294-4625.

The work we do for our community and the guild enriches us and the generations to come.
My thanks, Elizabeth Cooper

Need some ideas for Project Linus Quilt Patterns?

Check out these links (click on the link to open the link)

[BABY AND DOLL QUILT PATTERNS THROUGH TIME](#)

This website not only features free quilt patterns for children as well as dolls, but also several articles about the art of quilt making through history. It also has links to other quilt pattern web sites.

[CARD TRICK BABY QUILT](#)

Create quick work of this Card Trick Baby Quilt by stacking cut triangles in their finished position.

[CARTWHEELS THROW-SIZE QUILT](#)

Many thanks to Tierney Barden from the [SILVER TRUMPET BLOG](#) for supplying this splendid pattern in Adobe Acrobat PDF format to us. It is so fast and fun to make, you will be inspired to make many more!

[CHANNER'S CHECKERS](#)

This delightful pattern in Adobe Acrobat PDF format was created by Elzora Channer, a Project Linus Blanketeer from Decatur, IL. The design features an interactive checkerboard quilt complete with pockets and checkers.

["FOR A CHILD'S DELIGHT" QUILT](#)

A wonderful pattern based upon the block "Children's Delight," published in the Ladies Art Company catalog in the late 1800s.

[SIMPLE GIFTS](#)

A delightful pattern used by several of our Texas-area chapter coordinators at the 2009 International Quilt Festival.

[HAPPY HEART BLOCK](#)

A delightful pattern in Adobe Acrobat PDF format full of "happy hearts" that will brighten anyone's day!

Wounded Warrior Quilts and a Special Thank You

Our Wounded Warrior Quilt project has been supported by our guild now for 10 years. That's a very long time for you as members to continue to make the beautiful quilts that mean so much to the wounded servicemen/women who have been wounded in either the Iraq or Afghanistan war and I want to thank each and everyone of you who have contributed to this ongoing project.

Another group of quilts will be taken in October. If you have a Wounded Warrior quilt you need to finish or you are wanting to make one or two this year, you have a 1 month window in which to accomplish this. Bring the finished quilts to the October guild meeting. And, please put a label on the quilt. We would like for our wounded warriors to know that the Quilter's Guild of Arlington appreciates their sacrifice.

Ronald McDonald Challenge

This is a way to do something for a child going through a bad time. It is also a way to do something that will give you pleasure. Choose a pattern you want to do, go through the fabrics in your stash, and choose ones that go with the challenge fabric. Go outside your usual box and have fun! Kits available for purchase at the Guild Meetings.

Pearl Nettles



Safe Haven Donations

*We will continue to accept travel size toiletry items throughout the year.
ALL items should be new and unused including toiletries.*

January: Diapers, baby wipes
 February: Children's socks
 March: Children's underwear
 April: Shampoo, brush, comb, etc.
 May: Toothbrush, toothpaste, floss
 June: Women's underwear
 July: Feminine hygiene products
 August: School Supplies
 September: Soap and towels
October: Prepackaged snacks – Granola bars, Goldfish crackers, etc.
 November: Children's toys
 December: Mittens, scarves or hats

Susan FitzGerald President Block for 2013

Materials: Brights and Black solid (no color in Black)

Scrappy Choice— cutting instructions

Dark Batik (a bright color) for Fabric A

Cut 5 $2\frac{1}{4}$ " squares

Cut 4 $2\frac{7}{8}$ " squares (HST)

Light Batik for Fabric B

Cut 4 $2\frac{1}{4}$ " squares

Black for Fabric C

Cut 8 $2\frac{1}{4}$ " squares

Cut 4 $2\frac{7}{8}$ " squares (HST)



Preparation:

Half Square Triangle (HST)

Draw a diagonal line from corner to corner on the wrong side of each of the Fabric A $2\frac{7}{8}$ " squares. Place Fabric A $2\frac{7}{8}$ " square and a Black $2\frac{7}{8}$ " square right sides together.

Stitch $\frac{1}{4}$ " away from the drawn line on both sides.



Cut the square on the drawn line to yield 8 HST squares. Press the seam allowance toward Fabric A. Trim the HST to $2\frac{1}{4}$ ".

Stitch a $2\frac{1}{4}$ " Black square between two HST blocks. Make 4.



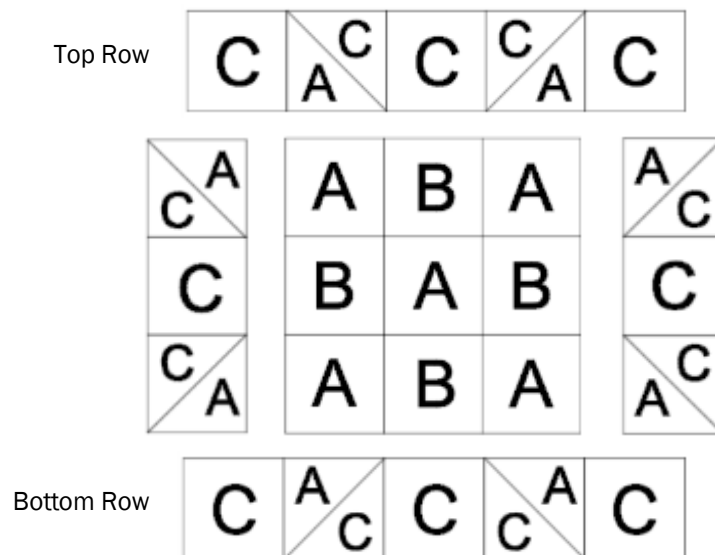
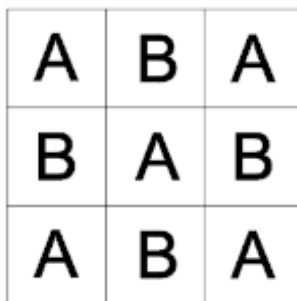
Set 2 aside.

Add a Black $2\frac{1}{4}$ " square to each end of HST units to make the top and bottom rows of block.

9 Patch Block

Lay out five $2\frac{1}{4}$ " Fabric A squares and four $2\frac{1}{4}$ " Fabric B squares.

As shown.



★ QUILT EVENTS ★

PIECEMAKERS' 33RD ANNUAL QUILT SHOW

September 30-October 25, 2013
Warehouse Living Arts Center
119 West 6th Ave, Corsicana, TX
FREE MON-FRI 10-4, SAT 10-2

JEWETT FALL FROLIC QUILT SHOW

October 4-5, 2013
Jewett Civic Center
111 N Robinson, Jewett, TX
Cost \$5 FRI 9-5 & SAT 9-4

"THE ROADS WE HAVE TRAVELED"

MIDLAND QUILTERS GUILD

2013 QUILT SHOW

October 5, 2013
The Grand Texas Hotel & Conv Center 4300
W. Wall Street, Midland, Texas
Cost \$7 SAT 9-5

COMMON THREADS QUILT GUILD

"STAR MAGIC"

October 11-12, 2013
Gainesville Civic Center,
Gainesville, TX
Cost \$5 FRI 10-5 & SAT 10-4

ORIGINAL SEWING & QUILT EXPO

October 17-19, 2013
Will Rogers Memorial Center
Amon Carter Hall Jr Exhibits Bldg
3401 West Lancaster Ave,
Fort Worth, TX
Cost \$10 THU-FRI 10-6 & SAT 10-5:30

INTERNATIONAL QUILT FESTIVAL

October 31- November 3, 2013
George R Brown Convention Center
Houston, TX
Cost \$10 THU-FRI 10-6 & SAT 10-5:30

Santa's Closet Craft Sale

Friday, November 15, 2013
9:00 AM - 7:00 PM
Saturday, November 16, 2013
9:00 AM - 4:00 PM

6112 W Poly Webb Rd
Arlington, TX



Just in time for Christmas handmade gifts by our vendors!

Quilts, Jewelry, Purses, Cards, Unique Glassware, Baby Items, and More!

Bring your friends! Complementary Hot Apple Cider and Cookies while you shop!

September Show and Tell

Presented by	Name of Quilt	Maker and Quilter	Description
Liz Cooper	Hearts and Ribbons	Robbie Colley	Wholecloth Quilt
Liz Cooper	Stars and Stripes Forever	Linda Nabors	Wounded Warrior Quilt
Liz Cooper	Luxury Liner Window	Robbie Colley	Linus Kit Quilt
Liz Cooper	Purple and Turquoise Shells	Robbie Colley	Shells and Sashing
Liz Cooper	2 Wounded Warrior Quilts	Xander Lee	Red, White and Blue Quilts
Liz Cooper	Pink and Brown Polka Dots	Liz Cooper	Jelly Roll Race
Liz Cooper	VROOM Racing	Liz Cooper	Embroidered Race Cars
Linda McPherson	Pillowcases for Cooks Children	Piecemaker Stitch Group	120-130 pillow cases
Ginny Miller	Friendly Borders	Ginny Miller	This quilt was made while taking the border class from Winnie Fleming in 1997 in Friendswood, Texas
Jolene Mershon	The Who	Jolene Mershon, maker Sabina Thompson, quilter	T shirt quilt of The Who Tours, T shirts that belong to son, James
Randa Dillon	5 Linus Quilts	Randa Dillon	Linus Quilts
Randa Dillon	Penguins in the Snow	Randa Dillon	For son and family for Christmas
Randa Dillon	Christmas in the Window	Randa Dillon	For daughter and family for Christmas
Patsy Martin	Carpenters Wheel	Patsy Martin, maker Dwain Edwards, quilter	UFO
Patsy Martin	Jelly Roll	Patsy Martin	Quilt of Valor
Judy Liston	Triple Rail	Judy Liston, maker Dwain Edwards, quilter	Donation for Wounded Warrior
Darleen Jordan	Jiggery Pokery Quilt	Darleen Jordan, maker Sabina Thompson, quilter	Bright with Kaffe Fasset's fabric
Vickie Bramblet	Vickie Dear Jane	Vickie Bramblet	This quilt was done from 2005 to 2007 for a total of 27 months. Vickie has a special note for anyone undertaking the Dear Jane Quilt: Please make your quilt personal—do this for YOU!
Vickie Bramblet	Bird House	Vickie Bramblet	BOM from Midlothian in 2010
Sandra Boice	Betsy's Quilt	Sandra Boice	For youngest—the limited color choice (tan and grey) about did her in! She will not stick to those colors for the label.
Janice Mowery	USA Crazy	Janice Mowery, Patricia Eckstrom, Darnell Dark, makers Dwain Edwards, quilter	Crazy quilt blocks donated by 20 members—background Patricia; Backing Darnell; Assembled and bound by Janice
Janice Mowery	6 Linus quilts	Janice Mowery	Linus quilts

RETREAT in JANUARY

Registration is beginning for the QGOA Annual retreat to Our House in Milford. It will be held Jan. 23-26, 2014. Registration forms are available [online](#) and at guild meetings.



Hope you are able to join us for this fun retreat - sewing, laughs, all meals provided, sewing & sewing!

Libby McDuffie



LAND YOUR UFO's in 2013

Every time you bring a finished quilt to show off at a guild meeting that was begun prior to 2013, sign Janice's "Finished UFO Book". During the December 2013 meeting, she will draw a name from the book's entries and the winner will receive a gift certificate. The more UFOs that you finish, the more chances you will have to win!

Show and Tell

Date: _____

Presented by: _____

Name of Quilt: _____

Maker of Quilt: _____

Quilter (if different): _____

Description: _____



The Quilting Bee

Quilters' Guild of Arlington
PO BOX 13232
Arlington, TX 76094
www.qgoa.org



Lone Star House of Quilts Your Hometown Quilt Shop



A New Block of the Month Starting in October



Hampton Ridge Block of the Month

*Beautiful new
designs and fabrics
from Paula Barnes
create the
Hampton Ridge Quilt.*

*Sign Up Today!
Check out our web site
for other BOMs*

*New Classes
&
Workshops*

*Call today for
Details!*

*Always something
to tickle your fancy!*

Lone Star House of Quilts / 1210 W. Abram St., Arlington, TX 76013 / 817-277-4749

lonestarhouseofquilts@gmail.com