

The Quilting Bee

Quilters' Guild of Arlington

www.qgoa.org



Volume XXIV Issue 11

November 2013

November Meeting

Meeting Reminders:

Refreshments:

Nov—T, U, W, X, Y

Dec—Potluck

Safe Haven:

Nov—Children's Toys

Dec—Mittens,
scarves or hats

Don't forget!

- Name Tag
- Show & Tell
- Block Party
- Linus Quilts
- Patriotic Blocks
- President's Block
- Challenge
- Swap Items

November 12 – Lisa Erlandson will visit us to talk about Orphan Quilts, the Good, the Bad & the Ugly. Lisa is an AQS Certified Appraiser, quilt restorer, show judge and quilt historian. She has a quilt retreat in Gainesville that many of you have visited.



Programs Update:

If you haven't filled out the Program Review & Questionnaire, please do so at Nov meeting. It really helps us decide on future speakers.

NEXT MONTH'S FEATURE:

December is the Potluck Supper & Brown Bag Auction. Please bring any donations to the Nov meeting. Need 10 to 12 volunteers meet at 5:00 to help set up all the Brown Bag items. Sign up at the Programs table at the meeting. Remember to bring your labels to the December meeting for quick bid tickets. Tickets are 5 for \$1 or 50 for \$10.....that's a lot of writing your name down (the labels make it fast and easy). Thank you to Patsy Martin for loaning us space at her storage facility. Thank you also to Susan FitzGerald, Kay Dietrick & Sharon Ligon for helping categorize and sort all these wonderful goodies.



2013 Guild Officers

President: Susan FitzGerald

Vice President: Kandy Garrett

Secretary: Barb Cain

Treasurer: Dwain Edwards

Meeting Location

Bob Duncan Center – Vandergriff Park

2800 S Center St Arlington, TX 76014

Meetings 2nd Tuesday each month

Doors open at 6:30 ~ Meeting at 7:00

Words from Our Guild President

When I count my blessings, I count you twice!

In the past months, as your QGOA President, I have had good reasons to count my blessings -- and I count the members of the guild twice. I want to recognize each of you and acknowledge all you do for our guild. Thank you. In many cases you do your thing quietly and unassumingly never seeking attention. You are the batting in my Thanksgiving Quilt! Batting is seldom seen once a quilt is finished, but without it a quilt would lack the warmth and not have the loft that would allow it to be shown to its best advantage. Thank you to our QGOA members who serve as our 'batting' -- the guild is richer because of you!

My Thanksgiving Quilt would be in pieces without the thread that runs through the board. The QGOA has many 'spools of thread' - some used for piecing the pattern together and some for the quilting pattern seen on the top. Because of you, I can count my blessings twice!

Sew Happy,
Susan FitzGerald



Greetings Guild Members,

2014 is going to be an exciting year for our guild. QGOA will be celebrating its 30th birthday!

In honor of this milestone, I am compiling a digital scrapbook of the first 30 years. The finished book will be a 12 X 12 hardbound book that will be placed in our library for all to check out and enjoy.

In preparation of this task I am pulling from the scrapbooks of our past. But I would also love to have copies of any photos or other memorabilia you might like to share.

Another idea I had for our book is to possibly put quotes or memories our members have from years past - like memories from quilt shows, speakers, workshops, etc. Also, if members would like to give me a brief note on what quilting means to them or how they got started quilting. These personal tidbits will be scattered throughout the scrapbook.

I highly encourage everyone that thinks about it through next year, to take pictures and email them to me. And when you email them, please identify people, place, date, event, etc.

And finally, when we order our digital scrapbook, I will take orders for members if anyone wants a copy of their own. Another option I will be looking at will be to do some sort of power point presentation to music that could be sold to guild members as well.

Thank you,
Sheila Parry

November Birthdays

- 1 - Lauren Crespo
- 2 - Kathleen Longstreet
- 5 - Cynthia Beren
- 6 - Alice Cooksey
- 6 - Barbara Cook
- 8 - Vanya Worley
- 11 - Vickie Bramblet
- 14 - Ellen Null-Miller
- 15 - Julie McCloud
- 15 - Linda McPherson
- 15 - Debby Rake
- 17 - Sheila Kinsey
- 17 - Gertrud Thurston
- 20 - Nancy Spell
- 21 - Deborah Hickey
- 29 - Carol Ramsey

Ladies and Gentlemen of QGOA,

The time has come for you to submit recipes for the QGOA Celebration Cookbook. There are a couple of ways for you to submit your favorite recipes. You can either submit the recipe in paper format or you can do it on line. Our goal is to have at least 750 recipes and we are on our way to achieving that goal.



If you choose to write your recipe in paper format, you can download the form with instructions from the QGOA website. Or, if you would prefer, I will have copies of the form at the guild meeting.

If you would prefer, you can submit your recipes online. This is really pretty easy and is for all who would like to contribute. In order to do the online format, you will need the following information:

Go to this website: www.typensave.com User Name: QGOA2013 Password: basil212

(Go to the login page. Enter your user name. Enter your password.)

Then begin entering your recipes.

Please use the format and allowed abbreviations.

There is no limit in the number of recipes that you submit. The only thing is that there is a cut off date for recipes to be submitted. It is 12-16-2013.

There are eight categories in which recipes can be entered. They are:

Appetizers & Beverages	Soups & Salads	Vegetables & Side Dishes
Main Dishes	Breads & Rolls	Desserts
Cookies & Candy	This & That	

A few things to remember. I feel sure that there will be duplicates of some recipes that are submitted. Don't worry. We can fix that later. Be sure and add your name in the space provided. Spell check is available with each submission. Use only allowed abbreviations. Check your recipe before you hit the "Submit" button. Once you have submitted the recipe, you will not be able to see what you sent. Corrections or editing will have to be done by the chairperson or one of the committee members.

Should you have any questions or problems, please feel free to call me (817-467-3105) or send me an e-mail (ldson@swbell.net).

Linda Dickson

chairperson, cookbook project





**QUILTERS' GUILD OF ARLINGTON
 2014 ANNUAL FESTIVAL OF QUILTS
 PRESENTS
 "CELESTIAL CELEBRATION"
 MAY 2-3, 2014**

SHOW COUNTDOWN - SEVEN MONTHS!

IN CELEBRATION OF THE QUILTERS' GUILD OF ARLINGTON'S 30TH ANNIVERSARY WE HAVE A VERY SPECIAL DONATION QUILT IN THE WORKS. ONCE YOU SEE IT YOU WILL UNDERSTAND WHY CELESTIAL CELEBRATION WAS CHOSEN AS THE 2014 QUILT SHOW THEME. WE ALWAYS TRY TO TIE OUR SHOW THEME TO OUR DONATION QUILT WHICH IS SHOWCASED ON THE QUILT SHOW CARDS.

QGOA ANNUAL FESTIVAL OF QUILTS 2014 WILL BE A SHOW TO REMEMBER BECAUSE OF YOU, OUR TALENTED CREATIVE MEMBERS!

DATE CHANGE REMINDER:

2014 SHOW DATES HAVE CHANGED. THE SHOW WILL NO LONGER BE HELD MOTHER'S DAY WEEKEND. BEGINNING 2014 OUR ANNUAL SHOW WILL ALWAYS BE HELD THE FIRST WEEKEND IN MAY.

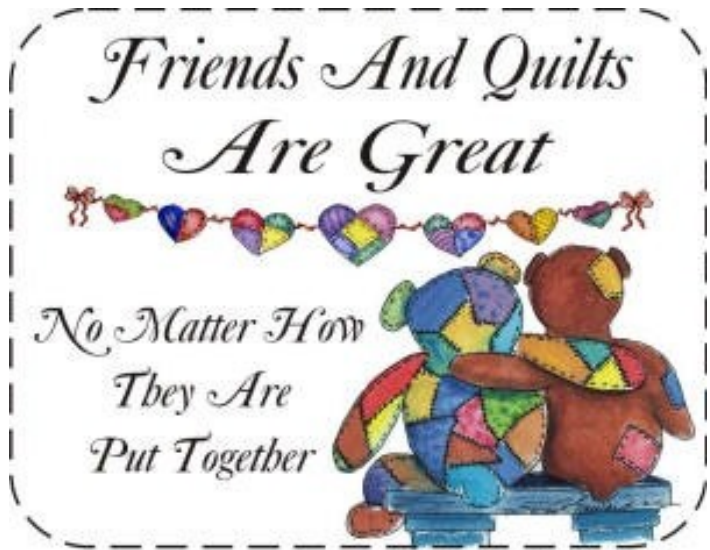
SEVEN MONTHS AND COUNTING.... ENTER THE SHOW TO HELP CELEBRATE 30 YEARS OF SERVICE TO THE COMMUNITY & THE ARTS.

HAPPY QUILTING!



**Some days
 your
 crazy quilt
 actually
 makes
 a lot of
 sense.**

-Bill



Date	QGOA Programs & Workshops at a Glance
November 12, 2013	Lisa Erlandson ~ Orphan Quilts—The Good, the Bad and the Ugly
December 10, 2013	POTLUCK Brown Bag Auction
January 14, 2014	Melinda Bula ~ Discovering the Artist Within Through Quilts and Wearable Art
January 15, 2014	WORKSHOP ~ Fabulous Fusible Flowers
February 11, 2014	Pam Gantz from Batiks Galore ~ How Batiks are Made
March 11, 2014	Donna Lynn Thomas ~ Overcoming Fabric Paralysis
March 12, 2014	WORKSHOP ~ Garden Glory
April 8, 2014	Brenda Perry ~ Confessions of a Quiltaholic
May 13, 2014	MJ Fielek ~ Bucket List Quilts
June 10, 2014	POTLUCK Supper and Strip Poker
July 8, 2014	Diane Durand ~ Quilts, Tacos and Tattoos Book Review and Trunk Show
August 12, 2014	Members Demo Stations
September 9, 2014	Tana Mueller ~ Crayon Techniques
September 10, 2014	WORKSHOP ~ Snowman Crayon Art
October 14, 2014	Sharon and Loren Wilhelm ~ A Lighthearted Look at Quilts and Poetry
November 11, 2014	Judy Howard from Buckboard Quilts ~ Civil War Trunk Show
December 9, 2014	POTLUCK Supper and Brown Bag Auction

12x12 Quilt Challenge


Due November

Theme: Serenity

Be sure to take the time at the guild meeting to see the 12 x 12 challenge quilts. The theme is "Serenity," and they will be displayed on a table near the library. Every quilt is unique; there are never two of a kind. Your fellow guild members are very creative!

Golden Spool

We are still taking nominations for Golden Spool. We will award the next Golden Spool in December. Turn your nominations in to Charlotte Humphrey.



QGOA Executive Board & Standing Committees 2013

EXECUTIVE BOARD

President	Susan FitzGerald
Vice President	Kandy Garrett
Secretary	Barb Cain
Treasurer	Dwain Edwards
Parliamentarian	Randa Dillon

NEWSLETTER
Historian
Sunshine & Shadow

Jenn Haxton
Sheila Parry
Elizabeth Carr

QUILT SHOW 2013

Judy O'Polka

GUILD ACTIVITIES

Block Party
Presidents Blocks
Display Case
Retreat Coordinator
TAQG Representative

Janice Mowery
Janice Mowery
Janice Mowery
Billie Brecheen
Libby McDuffie
Carolyn Troupe

STANDING & APPOINTED COMMITTEES

PROGRAMS

Kandy Garrett
Nancy Spell

MEMBERSHIP

Membership Asst
Membership Asst
New Membership Asst
Guild Products

Carol Ramsey
Gloria Speakman
Betty Hancock
Jolene Mershon
Linda Dickson

HOSPITALITY

Door Prizes
Volunteer Hours
Golden Spool
Librarian
Librarian Asst
Greeting

Kay Dietrick
Barb Goodman
Judy Liston
Charlotte Humphrey
Pat Madrid
Brenda Aigner
YOUR NAME HERE

COMMUNITY OUTREACH

Susan G. Komen
Project Linus
Safe Haven
Ronald McDonald

Janice Christy
Gayle Lacerda
Elizabeth Cooper
Patsy Martin
Annette DeBose
Pearl Nettles

WEBSITE COORDINATOR

Website

Janice Farris
Art Parry

DONATION QUILT

Donation Quilt 2013
Donation Quilt 2014

Randa Dillon
Annis Clapp

PUBLICITY

Permanent Quilt Collection

Sherry Livingston
Debby Rake

Email address to contact officers: support@qgoa.org,
or refer to the current directory for specific
information.



For Late Breaking QGOA News

You'll always know the latest information when you join the QGOA Yahoo Group; it is quick and easy. Go to the guild home page at www.QGOA.org and click on the link.

If you have any questions, please contact Barb Cain at bjc207@sbcglobal.net



IN CASE OF INCLEMENT WEATHER:

IN GENERAL, WE WILL DO WHAT THE UNIVERSITY OF TEXAS OF ARLINGTON DOES. IF THEY CANCEL EVENING CLASSES WE WILL CANCEL GUILD AND BOARD MEETINGS.



Guild Refreshments

- January: C, T
- February: H, V
- March: M
- April: S, Z, E
- May: A, D
- June: POTLUCK (Board-Desserts)
- July: G, L
- August: B, K, O
- September: F, I, J, Q
- October: N, P, R
- November: T, U, W, X, Y
- December: POTLUCK (Board-Desserts)

Please help at the membership table; signing in & greeting members & guests during your assigned month. Please mark your calendars.



Volunteer Hours

21 volunteers recorded 347 hours for October!

Thanks to all who share the joy of quilting with others.
Make sure you turn your hours in each month.

QGOA NEWSLETTER AD RATES

SIZE	1MO	3MO	1 YR
1/8 PAGE	\$7.50	\$22	\$85
1/4 PAGE	\$15	\$40	\$150
1/2 PAGE	\$30	\$75	\$270
1/2 PAGE (BACK)	\$40	\$105	\$378
FULL PAGE	\$60	\$150	\$540

All ads must be print ready and fit the size requirement. Ads must be received by the 15th of the month prior to the desired publication month. Email preferred.

Email ad to: jshaxton@gmail.com

Make payments to: QGOA

Mail payments to:

Jenn Haxton, editor
717 Bunker Hill
Arlington, TX 76011

Meet & Greet

One of the exciting things about being a member of the guild is meeting new people. Let's strive to introduce ourselves to visitors and new members this year. Also, get to know some of the current members you have never met. Perhaps invite someone for dessert and coffee or to join you at your next stitch group meeting.

STITCH GROUPS

Guild members are cordially invited to join a sewing group for fellowship and stitching. Most groups have room for new members.

Friendship Stitchers

Meets the 1st & 3rd Thursdays

10:00 a.m. at First Christian Church

Contact: Helga Smith

Etcetera Art Quilt Group

Meets @ Lone Star House of Quilts

1st Thursday of the Month 7 p.m. to 8:30 p.m.

Contact: Denny Cornett

The Piecemakers

Meets @ Bob Duncan Community Center

2nd & 4th Thursdays

6:00 p.m. to 10:00 p.m.

Contact: Linda McPherson

Sew-N-Sews (NEW INFO!)

Meets @ Trinity United Methodist Church

1200 W Green Oaks Room A208

1st Monday of the month unless it is a Holiday

10 a.m. to 3 p.m.

Bring your lunch and \$3 per person per meeting as a donation to the church

Contact: Randa Dillon or Carolyn Bowden

Please let us know if you've formed an open group or want to do so

support@qgoa.org

BLOCK PARTY

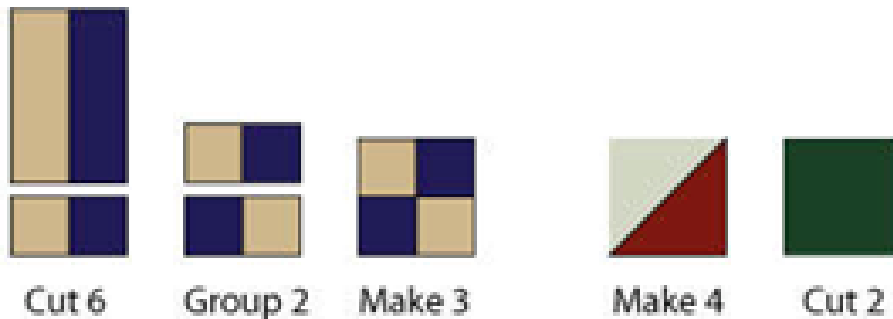
Rocky Road to California 12 1/2" Block

Fabric Selection:

Dark Green	Cut 2	4 1/2" squares
Blue	Cut 1 strip	2 1/2" X 15 1/2"
Cream	Cut 1 strip	2 1/2" X 15 1/2"
Beige/Lt cream	Cut 2	4 7/8" squares for H.S.T. units
Red	Cut 2	4 7/8" squares for H.S.T. units



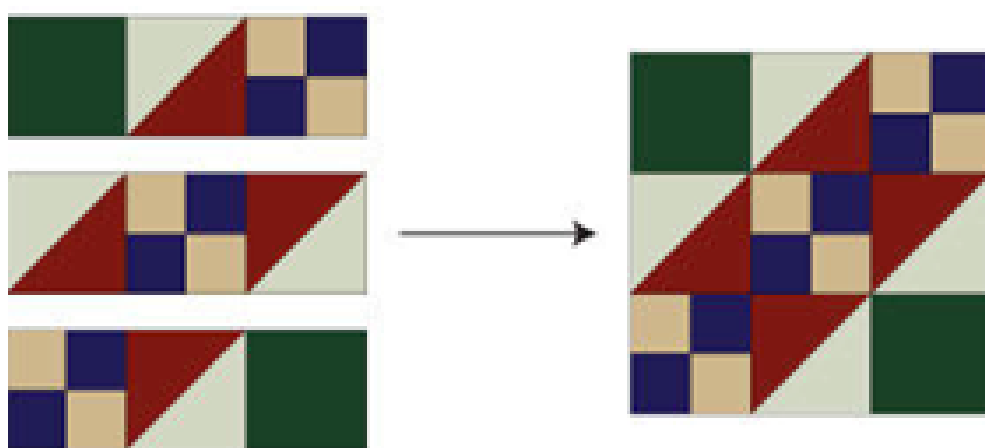
Sew blue strip to cream strip. Square up and cut 6 2 1/2" segments.
Make four patch. Make 3 – 4 patch units



Red and Beige squares place right sides together and make diagonal line and sew on either side for H.S.T. Cut on drawn line. Press.

Sew in rows.

Block should measure 12 1/2"





MEMBERSHIP RENEWAL

It's renewal time again for FY2014 membership. To locate the form online go to QGOA.org site, click Forms, click Membership. Form will also be available at guild meetings. Please submit your membership renewal early, this will help greatly in getting the directory ready for members.

We would like to include a photo of you in our directory. Either bring a photo with your membership application or e-mail your photo to Carol Ramsey at Kanawha@sbcglobal.net.

Thanks
Carol Ramsey

Monthly Block Party Information:

This is a monthly challenge with a new block pattern each month printed in the newsletter.

There are several ways to participate:

1. You can make the block and bring it to the next meeting. Each month a name is drawn for the winner of the blocks that month. You can only get the number of blocks that people participate that month.
2. If you are like me and never win anything, we have started a group of twelve that make blocks each month. At the end of the year we have a drawing to win one set of 12 blocks. This is a good way to make friends, make something new, and maybe have 12 blocks ready to make a quilt.
3. If you do not want to win blocks, make the block in Red, White and Blue each month to be donated to someone to make Wounded Warrior quilts.
4. You can make the same block to donate to the Ronald McDonald House project.
5. You can also make nine patch blocks to be donated to Project Linus.

Janice Mowery, Block Party Organizer



Project Linus

Ladies and Gentlemen:

Many thanks from Project Linus. We received 6 tops, 4 NICU hats, 10 quilts, 4 yards of fabric and some scraps and tying thread. Thanks to Happy Johns, Patricia Eckstrom, Susan FitzGerald, Randa Dillon, Cynthia Berend, Rose Redding, Robbie Colley, Sheila Kinsey, Kay Dietrick, Janice Mowery, Sharon Ligon, Janet Megason, Ouida Bost, Jolene Mershon, to those that have work in progress and all of the guild for their continued support. If I missed you please forgive me and please attach a slip of paper with your name on it to your donation and I will try to do better next time.

We meet the 2nd and 4th Thursdays of the month at SouthCliff Baptist Church 4100 SW Loop 820 in Ft. Worth from 9-3 in the atrium and sew sandwiches and tie quilts and sew on Linus Labels. Please join us any time.

Linus is happy to accept donations of completed quilts, fabric, sewing notions, batting, just about anything to make a quilt or blanket- so when you are reorganizing or downsizing, please keep us in mind.

We welcome finished quilt and tops for young or older kids, blocks in sets or individually, and money donations.

Thanks again for your support, Elizabeth Cooper

Requested measurements:

Finished size quilts and tops 40" x 44"

Finished size for older kids: 57" x 43"

Project Linus is happy to accept donations of completed quilts, fabric, needles, cutters, thread, and batting to make a new blanket. We also welcome: Blocks, in sets or individual and monetary donations to replenish supplies.

For questions, please feel free to contact us at: plinusftw@att.net or call Mary Ann Dew (our director) at 817-294-4625.

Need some ideas for Project Linus Quilt Patterns?

Check out these links (click on the link to open the link)

[BABY AND DOLL QUILT PATTERNS THROUGH TIME](#)

This website not only features free quilt patterns for children as well as dolls, but also several articles about the art of quilt making through history. It also has links to other quilt pattern web sites.

[CARD TRICK BABY QUILT](#)

Create quick work of this Card Trick Baby Quilt by stacking cut triangles in their finished position.

[CARTWHEELS THROW-SIZE QUILT](#)

Many thanks to Tierney Barden from the [SILVER TRUMPET BLOG](#) for supplying this splendid pattern in Adobe Acrobat PDF format to us. It is so fast and fun to make, you will be inspired to make many more!

[CHANNER'S CHECKERS](#)

This delightful pattern in Adobe Acrobat PDF format was created by Elzora Channer, a Project Linus Blanketeer from Decatur, IL. The design features an interactive checkerboard quilt complete with pockets and checkers.

["FOR A CHILD'S DELIGHT" QUILT](#)

A wonderful pattern based upon the block "Children's Delight," published in the Ladies Art Company catalog in the late 1800s.

[SIMPLE GIFTS](#)

A delightful pattern used by several of our Texas-area chapter coordinators at the 2009 International Quilt Festival.

[HAPPY HEART BLOCK](#)

A delightful pattern in Adobe Acrobat PDF format full of "happy hearts" that will brighten anyone's day!

Wounded Warrior Quilts and a Special Thank You

Twenty four beautiful quilts, made by QGOA members, were taken to Brooke Army Hospital by Carol Ramsey's son in October. I want to thank each of you that contributed to this ongoing project. So far this year we have sent 57 quilts to Brooke. It's a special way for us to say, "Thank You", to service members or their families who have given so much for this country. Carol will be making another trip to San Antonio and Brooke in December and will be dropping off another group of quilts. So, if you have time to finish a Wounded Warrior quilt by then, please bring it to either the November or December guild meeting. The quilts are much appreciated by these American Heroes.

Jolene Mershon

Ronald McDonald Challenge

This is a way to do something for a child going through a bad time. It is also a way to do something that will give you pleasure. Choose a pattern you want to do, go through the fabrics in your stash, and choose ones that go with the challenge fabric. Go outside your usual box and have fun! Kits available for purchase at the Guild Meetings.

Pearl Nettles

Safe Haven Donations

*We will continue to accept travel size toiletry items throughout the year.
ALL items should be new and unused including toiletries.*

- January: Diapers, baby wipes
- February: Children's socks
- March: Children's underwear
- April: Shampoo, brush, comb, etc.
- May: Toothbrush, toothpaste, floss
- June: Women's underwear
- July: Feminine hygiene products
- August: School Supplies
- September: Soap and towels
- October: Prepackaged snacks – Granola bars, Goldfish crackers, etc.
- November: Children's toys**
- December: Mittens, scarves or hats

Donation Quilt Reminders

The guild so appreciates those who have helped with the donation quilt this year. As a reward, each member who sat with the quilt during the shop hops or took the quilt to shops or guild meetings will receive an extra ticket in the drawing. Additionally, any member returning ticket stubs and money before the December meeting will also have an extra ticket in the drawing.

(only one extra ticket for sitting with the quilt and only one extra for returning stubs and money before December meeting. You can get one of each though!)



Susan FitzGerald President Block for 2013 Blocks due in January—Get them to Kandi

Materials: Brights and Black solid (no color in Black)

Scrappy Choice— cutting instructions

Dark Batik (a bright color) for Fabric A

Cut 5 2 ¼" squares

Cut 4 2 7/8" squares (HST)


Light Batik for Fabric B

Cut 4 2 ¼" squares

Black for Fabric C

Cut 8 2 ¼" squares

Cut 4 2 7/8" squares (HST)



Preparation:

Half Square Triangle (HST)

Draw a diagonal line from corner to corner on the wrong side of each of the Fabric A 2 7/8" squares. Place Fabric A 2 7/8" square and a Black 2 7/8" square right sides together. Stitch ¼" away from the drawn line on both sides.



Cut the square on the drawn line to yield 8 HST squares. Press allowance toward Fabric A.

Trim the HST to 2 ¼".

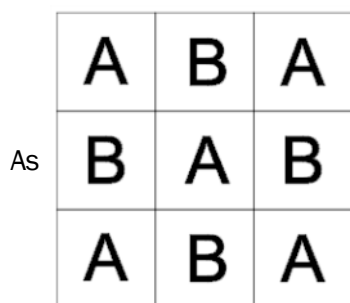
Stitch a 2 ¼" Black square between two HST blocks. Make 4.



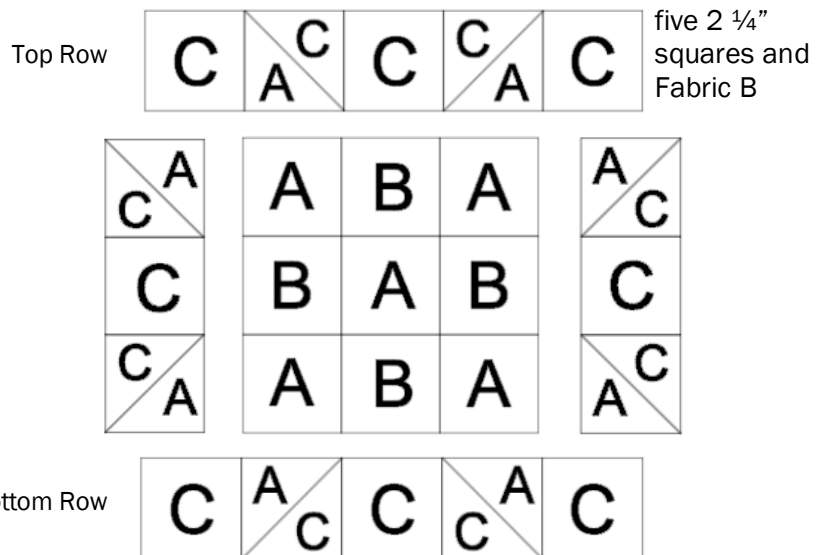
Set 2 aside.

Add a Black 2 ¼" square to each end of HST units to make the top and bottom rows of block.

9 Patch Block



Lay out Fabric A four 2 ¼" squares. shown.



★ QUILT EVENTS ★

OKLAHOMA CITY WINTER QUILT SHOW

January 9-11, 2014

Call for Quilts

Quilt Size & Contest Rules: Any size is acceptable. There is NO time limit for when the quilt was made. Deadline for entry December 13, 2013. More info at the link below.

<http://qscepos.com/pdf/quilt-contest-entry-ok.pdf>

QGOA Winners in Quilt Shows

Trinity Valley Quilt Guild 2013

Quilt Maker	Quilter	Quilt Name	Award
Carolyn Bowden	Susan Corbett	Milleflori	Best of Show
Jean Dodson	Susan Corbett	Mariner's Choice	Honorable Mention, Large Pieced/Machine Quilted
Carolyn Bowden	Susan Corbett	Long & Winding Road	Honorable Mention, Large Pieced/Machine Quilted
Jolene Mershon	Susan Corbett	Desert Star	Second Place, Medium Pieced/Machine Quilted
Carolyn Bowden	Susan Corbett	Milliflori	First Place, Mixed Techniques
Susan Corbett	Susan Corbett	Folk Art Angels	Third Place, Other Techniques
Elizabeth Cooper	Nancy Connor	Cowgirl Boot Champions	Honorable Mention, Group Quilts
Carolyn Bowden	Carolyn Bowden	So, What is it	Second Place, Live Auction
Various Makers	Susan Corbett	13 Different Quilts	Various prizes, all quilted by Susan

2013 Texas State Fair

Quilt Maker	Quilt Name	Award
Patricia Eckstrom	Vintage Table Runner	First Place
Patricia Eckstrom	Farmor's Market Quilt	Third Place
Patricia Eckstrom	Romeo (Yo Yo Cat)	Fourth Place

LAND YOUR UFO's in 2013

Every time you bring a finished quilt to show off at a guild meeting that was begun prior to 2013, sign Janice's "Finished UFO Book". During the December 2013 meeting, she will draw a name from the book's entries and the winner will receive a gift certificate. The more UFOs that you finish, the more chances you will have to win!

Now you have no excuse, FINISH THOSE UFOs!

October Show and Tell

Presented by	Name of Quilt	Maker and Quilter	Description
Kay Dietrick	5x5	Kay Dietrick	Made one of the 5x5 for husband Jim and the others are donation quilts
Susan Corbett	Leftovers	Susan Corbett	Inherited layer cake pieces and half square triangles to create this lap quilt, a Christmas gift
Carole Armstrong	None provided	Carole Armstrong	Wounded Warrior
Dale Scott	Wounded Warrior Quilt Top	Dale Scott	Made with 9 Turning Twenty blocks (16" each) and 2 1/2" strips for borders. Big pieces sew up pretty quick.
Jean Dodson	Baby Quilt Ferdinand	Jean Dodson	Granddaughter is expecting triplets. Each quilt top has a story book to go with the quilt.
Jean Dodson	Baby Quilt Thumper	Jean Dodson	Granddaughter is expecting triplets. Each quilt top has a story book to go with the quilt.
Jean Dodson	Baby Quilt Poky Little Puppy	Jean Dodson	Granddaughter is expecting triplets. Each quilt top has a story book to go with the quilt.
Kay Dietrick	Retro Boy Scout	Kay Dietrick	Got the kit at the Paris, Texas quilt shop and made it for 8 year old grandson, Drew.
Ella Rushing	Log Cabin Pillow	Ella Rushing	Log Cabin Pillow UFO

Show and Tell

Date: _____

Presented by: _____

Name of Quilt: _____

Maker of Quilt: _____

Quilter (if different): _____

Description: _____



**SUSAN G. KOMEN FOUNDATION
MINIATURE QUILT SILENT AUCTION**

Welcome to the Quilters' Guild of Arlington,

I want to make you aware of one of the many projects that the guild participates in each year. It is Susan G. Komen silent auction held at the guild's quilt show in May.

It started in 1997, QGOA members and friend began making miniature quilts to be auctioned at the annual quilt show. 100% of the proceeds from the auction are given to the Tarrant County Chapter of the Susan G. Komen Foundation, whose mission it is to eradicate breast cancer as a life threatening disease through advancement in research, education, screening, and treatment.

In 2003, a Pink Challenge category was added by then chairman, Nancy Martinson, now titled "Nancy's Pink Challenge." Nancy lost her battle with breast cancer in 2004 and "The Pink Challenge" is held each year in her memory. The membership votes on the quilts submitted for the Nancy's Pink Challenge each year at the April general meeting. Only those quilts that meet the challenge criteria are eligible.

The miniature quilts sold in the silent auction are comprised of those quilts submitted for Nancy's Pink Challenge and those submitted for the Miniature Quilt categories. An entry form is required for each miniature quilt entered and the rules for these quilt categories are different.

The table below compares the two categories. The highlights point out the differences:

Miniature Quilts

- No block may be larger than **4"**
- May be whole cloth (WC) or medallion style (MS)
- Must have at least 9 blocks if not WC or MS
- Quilts may not exceed 24" on any one side
- Quilt may be any color
- May be either hand or machine quilted

Nancy's Pink Challenge

- No block may be larger than **3"**
- May **NOT** be whole cloth
- May **NOT** be MS unless medallion is 3" **and** includes 9 other 3" blocks
- Must have at least 9 blocks
- Quilts may not exceed 24" on any one side
- 75% of the quilt must be PINK**
- May be either hand or machine quilted

I know this can get a little confusing so if you have any questions, please give me a call or drop me an email . Let's get started and make this our largest silent auction ever, after all, it is our 30th Anniversary!

Gayle Lacerda
lacerda@sbcglobal.net or 817-572-5750



Santa's Closet Craft Sale

Friday, November 15, 2013
9:00 AM - 7:00 PM
Saturday, November 16, 2013
9:00 AM - 4:00 PM

6112 W Poly Webb Rd
Arlington, TX



Just in time for Christmas handmade gifts by our vendors!
Quilts, Jewelry, Purses, Cards, Unique Glassware, Baby Items, and More!
Bring your friends! Complementary Hot Apple Cider and Cookies while you shop!



The Quilting Bee

Quilters' Guild of Arlington
PO BOX 13232
Arlington, TX 76094
www.qgoa.org



Lone Star House of Quilts *Your Hometown Quilt Shop*



A New Mini of the Month Available Now



Darting Birds Mini of the Month

*A quick and easy project
designed by
Annette Plog
Just in time for the
Holidays*

**Hand Applique
Class**

**November
16th
Call Today!**

*Always something
to tickle your fancy!*

Lone Star House of Quilts / 1210 W. Abram St., Arlington, TX 76013 / 817-277-4749

lonestarhouseofquilts@gmail.com