

The Quilting Bee

Quilters' Guild of Arlington

www.qgoa.org



Volume XXIV Issue 12

December 2013

December Meeting

Meeting Reminders:

Refreshments:

Dec—Potluck

Jan—C

Safe Haven:

Dec—Mittens,
scarves or hats

Jan—Diapers, Baby
wipes

Don't forget!

- Name Tag
- Show & Tell
- Block Party
- Linus Quilts
- Patriotic Blocks
- President's Block
- Challenge
- Swap Items

December 10 – Potluck Supper and Brown Bag Auction

Our December program is the Brown Bag Auction & potluck Supper. You can get 50 tickets for only \$10~what a deal! We plan to have at least 150 bags of great gifts so I suggest the Big Spender \$20 package – with a bonus thrown in.....you get 10 FREE tickets! We'll have a 'high dollar' area of white bags, those donations are super wonderful and the tickets for those items will be different than the others. They will be sold at that section of the room. Remember to bring your name labels for ALL the tickets you're going to buy to support our Guild.

Programs Update:

I'm thrilled to welcome Sharon Ligon as the new Vice President & Programs Chair~ she's an 'energizer bunny' & will do a great job. I'm looking forward to working with her & continuing to host the speakers for 2014. I encourage everyone to accept a Board/committee position.....we have fun and get a lot accomplished. Thanks to all for welcoming me and helping me through the maze of the VP office. Sign up information about the January Workshop will be available at the Meeting. We will be making a beautiful fusible zinnia flower with Melinda Bula. Please remember that only your payment will reserve your space and we only have space for 21! The supply list will be posted on the website soon.

NEXT MONTH'S FEATURE:

January 14—Melinda Bula "Discovering the Artist Within Through Quilts and Wearable Art".

January 15—Workshop: 9am - 4pm at The Pleasant Ridge Church of Christ. We will be making a beautiful Zinnia flower.



2013 Guild Officers

President: Susan FitzGerald

Vice President: Kandy Garrett

Secretary: Barb Cain

Treasurer: Dwain Edwards

Meeting Location

Bob Duncan Center – Vandergriff Park


2800 S Center St Arlington, TX 76014


Meetings 2nd Tuesday each month


Doors open at 6:30 ~ Meeting at 7:00


Words from Our Guild President


It has been an honor and privilege to serve as your President for this past year. I am so proud to be a member of the Quilters' Guild of Arlington. I have been constantly inspired by the efforts of so many to promote the mission of our guild.


 We learned new sewing techniques from our talented speakers and their workshops.

 Our guild can boast of a fabulous library. Our books are organized and up-dated. Looking for a new technique or project? Check our library first!

 Our Annual Quilt Show Committee members promoted quilting and helped educate the public about our craft during the show. They did an outstanding job with publicizing our event and promoting the guild!

 Our retreats have become legionary! Day retreat numbers have swelled to over 50! Everyone wants to get in on the fun and excitement of being at one of our retreats.

 It's easy to be proud when you see our award winning 2013 Donation Quilt in a show or out at a community event. The lucky winner will be announced at our December meeting!

 Members have quilted, knitted, crocheted, shared tips, ideas and mistakes, made donation quilts, and enjoyed the camaraderie of fellowship.

Let's all give a Special Thank You to our area quilting shops. Your continued support of our guild is appreciated!

None of this could happen without the efforts of all our Officers and Committees who work to ensure the commitments of the QGOA run smoothly. The generous donation of time and talent from each and every one of you makes all of this come true.

Thank you sincerely for your support through the past year. I ask everyone to continue to bring your enthusiasm and joy to every activity. I look forward to another great guild year!

I wish you a Blessed Holiday Season and a Healthy and Happy New Year!

Sew Happy,
Susan FitzGerald

December Birthdays

- 1 - Carolyn Chandler
- 3 - Jolene Merston
- 3 - Susan Reynolds
- 6 - Jaye McLaughlin
- 7 - Barb Cain
- 8 - Rose Marie Kayhane
- 10 - Dori Nanry
- 10 - Kim Olmedo
- 11 - Janice Farris
- 14 - Cindy Bergman
- 15 - Susan Eubank
- 15 - Susan FitzGerald
- 22 - Paige Conley
- 24 - Lee Burchall
- 24 - Ouida Bost
- 24 - Patricia Bradford
- 26 - Carol Denning
- 27 - Janice Christy
- 27 - Karen Taylor
- 28 - Ann Morr



Ladies and Gentlemen of QGOA,

Recipes for the QGOA Celebration Cookbook are coming along. There are a couple of ways for you to submit your favorite recipes. You can either submit the recipe in paper format or you can do it online. Our goal is to have at least 750 recipes and we are on our way to achieving that goal.



You can submit your recipes online.

Go to this website: www.type2save.com User Name: QGOA2013 Password: basil212

Then begin entering your recipes.

Please use the format and allowed abbreviations.

There is no limit in the number of recipes that you submit. The only thing is that there is a cut off date for recipes to be submitted. It is 12-16-2013.

A few things to remember. I feel sure that there will be duplicates of some recipes that are submitted. Don't worry. We can fix that later. Be sure and add your name in the space provided. Spell check is available with each submission. Use only allowed abbreviations. Check your recipe before you hit the "Submit" button. Once you have submitted the recipe, you will not be able to see what you sent. Should you have any questions or problems, please feel free to call me (817-467-3105) or send me an e-mail (ldson@swbell.net).

Linda Dickson, Chairperson, cookbook project

12x12 Quilt Challenge

Due January

Theme: Christmas

At the November QGOA meeting, we showed our 12 x 12 Serenity quilts. As always, it was very interesting to see how different they were. We also got the new theme: Christmas. It will be due January 14 at the guild meeting. You have 2 months and a theme that sounds like it will be fun.



Donation Quilt Update:

The drawing is THIS MONTH—Good luck to everyone who purchased a ticket.

The guild so appreciates those who have helped with the donation quilt this year. As a reward, each member who sat with the quilt during the shop hops or took the quilt to shops or guild meetings will receive an extra ticket in the drawing.

The December meeting is your LAST chance to turn in tickets before the drawing.



**QUILTERS' GUILD OF ARLINGTON
2014 ANNUAL FESTIVAL OF QUILTS
PRESENTS
"CELESTIAL CELEBRATION"
MAY 2-3, 2014**

SHOW COUNTDOWN - SIX MONTHS!

IN CELEBRATION OF THE QUILTERS' GUILD OF ARLINGTON'S 30TH ANNIVERSARY WE HAVE A VERY SPECIAL DONATION QUILT IN THE WORKS. ONCE YOU SEE IT YOU WILL UNDERSTAND WHY CELESTIAL CELEBRATION WAS CHOSEN AS THE 2014 QUILT SHOW THEME. WE ALWAYS TRY TO TIE OUR SHOW THEME TO OUR DONATION QUILT WHICH IS SHOWCASED ON THE QUILT SHOW CARDS.

QGOA ANNUAL FESTIVAL OF QUILTS 2014 WILL BE A SHOW TO REMEMBER BECAUSE OF YOU, OUR TALENTED CREATIVE MEMBERS!

DATE CHANGE REMINDER:

2014 SHOW DATES HAVE CHANGED. THE SHOW WILL NO LONGER BE HELD MOTHER'S DAY WEEKEND. BEGINNING 2014 OUR ANNUAL SHOW WILL ALWAYS BE HELD THE FIRST WEEKEND IN MAY.

ENTER THE SHOW TO HELP CELEBRATE 30 YEARS OF SERVICE TO THE COMMUNITY & THE ARTS.

HAPPY QUILTING!



Quilt Show Committee Meeting

Commencing in January the quilt show committee will meet the third Tuesday of each month up to the Festival of Quilts Show date May 2-3, 2014. Our meetings will be held at the home of Vice Chair Kaye Huffman, 1601 Royal Arch West Court, Unit B, Arlington TX 76012. We look forward to seeing you all at the first quilt show meeting in the new year. Tuesday, Jan 21 at 6:30pm.

Two directional options to reach Kaye's house: (Texas Masonic Retirement Center (TMRC) cottages behind main complex)

1-Easiest, enter off Sanford. At the gate dial the code for Huffman (list printed at gate). House is the first right past gate. Any problem at gate call Kaye at 817-908-6490.

2-Enter at the main TMRC entrance off Division (1501 W Division), come up the drive and take either a left or right and go around the main complex. When you get behind the main complex, you will see Mason Dr (goes downhill slightly) with duplexes on either side of the road. As you reach the bottom of the hill, take a left just prior to exiting through the gates.

Wishing you all a very Merry Christmas and a Safe Happy New Year!

Next Workshop

January 15 - Melinda Bula - "Fabulous Fusible Flowers"

Our January 14th Speaker is Melinda Bula "Discovering the Artist Within Through Quilts and Wearable Art". The Workshop is Wednesday, January 15th from 9am til 4pm at The Pleasant Ridge Church of Christ. We will be making a beautiful zinnia flower. The cost is \$40 for members, \$45 for non-members. There is also a \$15 kit that you will purchase from the speaker that morning. The registration form & the supply list are on the website under FORMS. You can sign up at the meeting or contact Sharon Ligon for more information. We still have a few spots open so please join us.

WORKSHOP REGISTRATION FORM

(Please use this form to register for all upcoming workshops. You may photo copy this form.)

Name: _____

Address: _____

City: _____ State: _____ Zip: _____

Phone: _____ Email Address: _____

Workshop Name: _____

Workshop Date: _____

Form of Payment: (circle one) Check Cash

Cost is \$40 for members/\$45 for non-members. Please make all checks payable to QGOA.

Payment must be received to hold your space in the workshop. Enrollment is on first come first serve basis.

Please sign-up at a meeting at the Program Section of the Sign-In Table or send your registration form with full payment to:

Quilters' Guild of Arlington

PO BOX 13232

Arlington, TX 76094-0232.

Notify the Vice President, Kandy Garrett, that you wish to sign up.

Please pick up your supply sheet at the Guild meeting or check the newsletter on the website www.QGOA.org

Workshops are held at from 9 a.m. to 4 p.m. Pleasant Ridge Church of Christ Family Pavilion in Arlington, located at I20 & Little Road NW of the Southwest Plaza Shopping Center off Church Street.

QGOA Executive Board & Standing Committees 2013

EXECUTIVE BOARD

President	Susan FitzGerald
Vice President	Kandy Garrett
Secretary	Barb Cain
Treasurer	Dwain Edwards
Parliamentarian	Randa Dillon

STANDING & APPOINTED COMMITTEES

PROGRAMS	Kandy Garrett Nancy Spell Carol Ramsey Gloria Speakman Betty Hancock Jolene Mershon Linda Dickson
MEMBERSHIP	Kay Dietrick Barb Goodman Judy Liston Charlotte Humphrey Pat Madrid Brenda Aigner
MEMBERSHIP Asst	
MEMBERSHIP Asst	
New Membership Asst	
Guild Products	
HOSPITALITY	
Door Prizes	
Volunteer Hours	
Golden Spool	
Librarian	
Librarian Asst	
Greeting	

DONATION QUILT

Donation Quilt 2013	Randa Dillon
Donation Quilt 2014	Annis Clapp
PUBLICITY	Sherry Livingston
Permanent Quilt Collection	Debby Rake

NEWSLETTER

Historian	Jenn Haxton
Sunshine & Shadow	Sheila Parry Elizabeth Carr

QUILT SHOW 2013

Judy O'Polka

GUILD ACTIVITIES

Block Party	Janice Mowery
Presidents Blocks	Janice Mowery
Display Case	Billie Brecheen
Retreat Coordinator	Libby McDuffie
TAQG Representative	Carolyn Troupe

COMMUNITY OUTREACH

Susan G. Komen	Janice Christy Gayle Lacerda
Project Linus	Elizabeth Cooper
Safe Haven	Patsy Martin
Ronald McDonald	Annette DeBose Pearl Nettles

WEBSITE COORDINATOR

Website	Janice Farris Art Parry
---------	----------------------------

YOUR NAME HERE

thank
you!

A big Thank you to all of the members who contributed their time and efforts on the 2013 Board in making this past year a great success!



RETREAT in JANUARY

Registration is beginning for the QGOA Annual retreat to Our House in Milford. It will be held Jan. 23-26, 2014. Registration forms are available [online](#) and at guild meetings.

Hope you are able to join us for this fun retreat - sewing, laughs, all meals provided, sewing & sewing!

Libby McDuffie

QGOA Executive Board & Standing Committees 2014

EXECUTIVE BOARD

President	Susan FitzGerald
Vice President	Sharon Ligon
Secretary	Elizabeth Carr
Treasurer	Dwain Edwards
Parliamentarian	Randa Dillon

NEWSLETTER
Historian
Sunshine & Shadow

Jenn Haxton
Sheila Parry
YOUR NAME HERE

QUILT SHOW 2014

Judy O'Polka
Kaye Huffman

STANDING & APPOINTED COMMITTEES

PROGRAMS

Sharon Ligon
Kandy Garrett

MEMBERSHIP

Membership Asst
Membership Asst
New Membership Asst
Guild Products

Carol Ramsey
Gloria Speakman
Betty Hancock
Kay Dietrick
Susan Sloan

HOSPITALITY

Door Prizes
Volunteer Hours
Golden Spool
Librarian
Librarian Asst

Malorie Harper
Debby Rake
Randa Dillon
Janice Mowery
Brenda Aigner
Pat Madrid

DONATION QUILT

Donation Quilt 2014
Donation Quilt 2015

Annis Clapp
Nancy Spell

PUBLICITY

Permanent Quilt Collection

Rose Kauhane
YOUR NAME HERE

GUILD ACTIVITIES

Block Party
Presidents Blocks
Display Case
Retreat Coordinator
TAQG Representative

Charlotte Humphrey
Charlotte Humphrey
Charlotte Humphrey
Billie Brecheen
Libby McDuffie
Carolyn Troupe

COMMUNITY OUTREACH

Susan G. Komen
Project Linus
Safe Haven
Wounded Warriors
Ronald McDonald

Janice Christy
Gayle Lacerda
Elizabeth Cooper
Patsy Martin
Jolene Mershon
Annette DeBose
Pearl Nettles

WEBSITE COORDINATOR

Website

Dottie Hughes
Art Parry

Email address to contact officers: support@qgoa.org,
or refer to the current directory for specific
information.

Welcome Aboard to another great year!



For Late Breaking QGOA News

You'll always know the latest information when you join the QGOA Yahoo Group; it is quick and easy. Go to the guild home page at www.QGOA.org and click on the link.

If you have any questions, please contact Barb Cain at bjc207@sbcglobal.net



IN CASE OF INCLEMENT WEATHER:

IN GENERAL, WE WILL DO WHAT THE UNIVERSITY OF TEXAS OF ARLINGTON DOES. IF THEY CANCEL EVENING CLASSES WE WILL CANCEL GUILD AND BOARD MEETINGS.

BLOCK PARTY

Double Four Patch Quilt Block


Due January Meeting

Block one 8" block

January is a easy block but it takes two to be drawing.

One block is white with blue pathway and the other is blue with white pathway.


Fabrics choose a print that reads blue from a distance, or tone on tone. The other fabric is white on white.



Cutting instructions for both blocks


White cut 8 2 1/2" squares Blue cut 8 2 1/2" squares

White cut 2 4 1/2" squares Blue cut 2 4 1/2" squares



Make 4 small four patch with 2 1/2" squares.

Play close attention to pathway of blue and white when sewing 4 1/2" to small four patch. See picture. Blocks measure 8 1/2".



Monthly Block Party Information:

This is a monthly challenge with a new block pattern each month printed in the newsletter.

There are several ways to participate:

1. You can make the block and bring it to the next meeting. Each month a name is drawn for the winner of the blocks that month. You can only get the number of blocks that people participate that month.
2. If you are like me and never win anything, we have started a group of twelve that make blocks each month. At the end of the year we have a drawing to win one set of 12 blocks. This is a good way to make friends, make something new, and maybe have 12 blocks ready to make a quilt.
3. If you do not want to win blocks, make the block in Red, White and Blue each month to be donated to someone to make Wounded Warrior quilts.
4. You can make the same block to donate to the Ronald McDonald House project.
5. You can also make nine patch blocks to be donated to Project Linus.

Susan FitzGerald President Block for 2013

Materials: Brights and Black solid (no color in Black)

Scrappy Choice— cutting instructions

Dark Batik (a bright color) for Fabric A

Cut 5 2 ¼" squares

Cut 4 2 7/8" squares (HST)


Light Batik for Fabric B

Cut 4 2 ¼" squares

Black for Fabric C

Cut 8 2 ¼" squares

Cut 4 2 7/8" squares (HST)



Preparation:

Half Square Triangle (HST)

Draw a diagonal line from corner to corner on the wrong side of each of the Fabric A 2 7/8" squares. Place Fabric A 2 7/8" square and a Black 2 7/8" square right sides together.

Stitch ¼" away from the drawn line on both sides.



Cut the square on the drawn line to yield 8 HST squares. Press the seam allowance toward Fabric A.

Trim the HST to 2 ¼".

Stitch a 2 ¼" Black square between two HST blocks. Make 4.



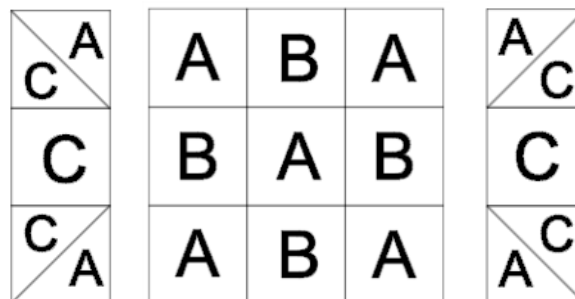
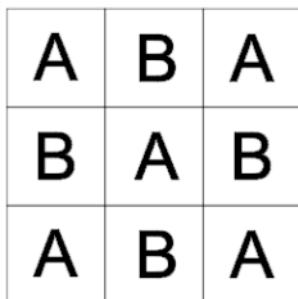
Set 2 aside.

Add a Black 2 ¼" square to each end of HST units to make the top and bottom rows of block.

9 Patch Block

Lay out five 2 ¼" Fabric A squares and four 2 ¼" Fabric B squares.

As shown.





Project Linus

Dear Guild Members:

Thank you so much for all your generous participation in providing quilts and blankets for children in need through Project Linus. A special thanks to Darnell Dark, Randa Dillon, Jean Dodson, Janice Farris, Susan FitzGerald, Happy Johns, Sharon Ligon, Patsy Martin, Jolene Mershon, Rose Redding, and Nancy Spell. And another special thanks to the Ladies of Loose Threads: Carol Majka, Eileen Peimann, Linda Lee, Jan Waddell, Laura Lowe. These ladies made 23 quilts/blankets to include in the donation from Project Linus to Snowball Express - they were delivered Saturday 16th,

This past month we received lots of batting, 30lbs. fabric, 6 precut kits, 4 tops, 9 quilts, 8 pillow cases and 4 preemie caps. All of you are so very kind - just wish the recipients of your kindness could thank you in person.

I have some kits ready to assemble - just check with me.

We received a thank you from one of the families from our visit to Cook Children on the 24th of October. The tender, touching note warmed our hearts. Among the other groups we support are JPS. Harris, Catholic Charities, Court Appointed Special Advocates, CPS, and children suffering a loss of parent (police and firefighters).

We meet the 2nd and 4th Thursdays of the month at SouthCliff Baptist Church 4100 S. Loop 820 Ft. Worth. Please join us when you can. We sew sandwiched quilts, tie, assemble and enjoy. Bring a lunch or contact our director for questions. Mary Ann Dew at plinusftw@att.net or 817-294-4625.

Project Linus is happy to accept donations of completed quilts, fabric, needles, cutters, thread, and batting to make a new blanket. We also welcome: Blocks, in sets or individual and monetary donations to replenish supplies.

The work we do for our community and the guild enriches us and the generations to come.
My thanks, Elizabeth Cooper

Requested measurements:

Finished size quilts and tops 40" x 44"

Finished size for older kids: 57" x 43"

Project Linus is happy to accept donations of completed quilts, fabric, needles, cutters, thread, and batting to make a new blanket. We also welcome: Blocks, in sets or individual and monetary donations to replenish supplies.

For questions, please feel free to contact us at: plinusftw@att.net or call Mary Ann Dew (our director) at 817-294-4625.

The work we do for our community and the guild enriches us and the generations to come.
My thanks, Elizabeth Cooper

Golden Spool

We are still taking nominations for Golden Spool.

We will award the next Golden Spool in December.

Turn your nominations in to Charlotte Humphrey.



Wounded Warrior Quilts and a Special Thank You

Twenty four beautiful quilts, made by QGOA members, were taken to Brooke Army Hospital by Carol Ramsey's son in October. I want to thank each of you that contributed to this ongoing project. So far this year we have sent 57 quilts to Brooke. It's a special way for us to say, "Thank You", to service members or their families who have given so much for this country. Carol will be making another trip to San Antonio and Brooke in December and will be dropping off another group of quilts. So, if you have time to finish a Wounded Warrior quilt by then, please bring it to either the November or December guild meeting. The quilts are much appreciated by these American Heroes.

Jolene Mershon

Ronald McDonald Challenge

This is a way to do something for a child going through a bad time. It is also a way to do something that will give you pleasure. Choose a pattern you want to do, go through the fabrics in your stash, and choose ones that go with the challenge fabric. Go outside your usual box and have fun! Kits available for purchase at the Guild Meetings.

Pearl Nettles



Need some ideas for the Donation Quilts?

Check out these links (click on the link to open the link)

[BABY AND DOLL QUILT PATTERNS THROUGH TIME](#)

This website not only features free quilt patterns for children as well as dolls, but also several articles about the art of quilt making through history. It also has links to other quilt pattern web sites.

[CARD TRICK BABY QUILT](#)

Create quick work of this Card Trick Baby Quilt by stacking cut triangles in their finished position.

[CARTWHEELS THROW-SIZE QUILT](#)

Many thanks to Tierney Barden from the [SILVER TRUMPET BLOG](#) for supplying this splendid pattern in Adobe Acrobat PDF format to us. It is so fast and fun to make, you will be inspired to make many more!

[CHANNER'S CHECKERS](#)

This delightful pattern in Adobe Acrobat PDF format was created by Elzora Channer, a Project Linus Blanketeer from Decatur, IL. The design features an interactive checkerboard quilt complete with pockets and checkers.

["FOR A CHILD'S DELIGHT" QUILT](#)

A wonderful pattern based upon the block "Children's Delight," published in the Ladies Art Company catalog in the late 1800s.

[SIMPLE GIFTS](#)

A delightful pattern used by several of our Texas-area chapter coordinators at the 2009 International Quilt Festival.

[HAPPY HEART BLOCK](#)

A delightful pattern in Adobe Acrobat PDF format full of "happy hearts" that will brighten anyone's day!



Guild Refreshments

January: C
 February: H, V
 March: M
 April: S, Z, E
 May: A, D
 June: POTLUCK (Board-Desserts)
 July: G, L
 August: B, K, O
 September: F, I, J, Q
 October: N, P, R
 November: T, U, W, X, Y
 December: POTLUCK (Board-Desserts)

Please help at the membership table; signing in & greeting members & guests during your assigned month. Please mark your calendars.



Volunteer Hours

18 volunteers recorded 442 hours for October!

Thanks to all who share the joy of quilting with others.
 Make sure you turn your hours in each month.

Safe Haven Donations

*We will accept travel size toiletry items throughout the year.
 ALL items should be new and unused including toiletries.*

January: Diapers, baby wipes
 February: Children's socks
 March: Children's underwear
 April: Shampoo, brush, comb, etc.
 May: Toothbrush, toothpaste, floss
 June: Women's underwear
 July: Feminine hygiene products
 August: School Supplies
 September: Soap and towels
 October: Prepackaged snacks – Granola bars, Goldfish crackers, etc.
 November: Children's toys
 December: Mittens, scarves or hats

Meet & Greet

One of the exciting things about being a member of the guild is meeting new people. Let's strive to introduce ourselves to visitors and new members this year. Also, get to know some of the current members you have never met. Perhaps invite someone for dessert and coffee or to join you at your next stitch group meeting.

STITCH GROUPS

Guild members are cordially invited to join a sewing group for fellowship and stitching. Most groups have room for new members.

Friendship Stitchers

Meets the 1st & 3rd Thursdays
 10:00 a.m. at First Christian Church
 Contact: Helga Smith

Etcetera Art Quilt Group

Meets @ Lone Star House of Quilts
 1st Thursday of the Month 7 p.m. to 8:30 p.m.
 Contact: Denny Cornett

The Piecemakers

Meets @ Bob Duncan Community Center
 2nd & 4th Thursdays
 6:00 p.m. to 10:00 p.m.
 Contact: Linda McPherson

Sew-N-Sews

Meets @ Trinity United Methodist Church
 1200 W Green Oaks Room A208
 1st Monday of the month unless it is a Holiday
 10 a.m. to 3 p.m.
 Bring your lunch and \$3 per person per meeting as a donation to the church
 Contact: Randa Dillon or Carolyn Bowden

Please let us know if you've formed an open group or want to do so
support@qgoa.org



MEMBERSHIP RENEWAL

It's renewal time again for FY2014 membership. To locate the form online go to QGOA.org site, click Forms, click Membership. Form will also be available at guild meetings. Please submit your membership renewal early, this will help greatly in getting the directory ready for members.

We would like to include a photo of you in our directory. Either bring a photo with your membership application or e-mail your photo to Carol Ramsey at Kanawha@sbcglobal.net.

Thanks
Carol Ramsey

Greetings Guild Members,

2014 is going to be an exciting year for our guild. QGOA will be celebrating its 30th birthday!

In honor of this milestone, I am compiling a digital scrapbook of the first 30 years. The finished book will be a 12 X 12 hardbound book that will be placed in our library for all to check out and enjoy.

In preparation of this task I am pulling from the scrapbooks of our past. But I would also love to have copies of any photos or other memorabilia you might like to share.

Another idea I had for our book is to possibly put quotes or memories our members have from years past - like memories from quilt shows, speakers, workshops, etc. Also, if members would like to give me a brief note on what quilting means to them or how they got started quilting. These personal tidbits will be scattered throughout the scrapbook.

I highly encourage everyone that thinks about it through next year, to take pictures and email them to me. And when you email them, please identify people, place, date, event, etc.

And finally, when we order our digital scrapbook, I will take orders for members if anyone wants a copy of their own. Another option I will be looking at will be to do some sort of power point presentation to music that could be sold to guild members as well.

Thank you,
Sheila Parry



SUSAN G. KOMEN FOUNDATION MINIATURE QUILT SILENT AUCTION

OK, ladies, it's our guild's 30th anniversary in 2014 so I thought I would throw down a challenge – 30 miniature quilts (more is better!) for the silent auction held at the guild's quilt show in May. You know we can do that!

Remember 100% of the proceeds from the auction are given to the Tarrant County Chapter of the Susan G. Komen Foundation. Keep in mind you can either make a regular miniature quilt or a Nancy's Pink Challenge miniature quilt.

started in 1997, QGOA members and friend began making miniature quilts to be auctioned at the annual quilt show. 100% of the proceeds from the auction are given to the Tarrant County Chapter of the Susan G. Komen Foundation, whose mission it is to eradicate breast cancer as a life threatening disease through advancement in research, education, screening, and treatment.

The table below compares the two categories. The highlights point out the differences:

Miniature Quilts

No block may be larger than **4"**
May be whole cloth (WC) or medallion style (MS)

Must have at least 9 blocks if not WC or MS
Quilts may not exceed 24" on any one side
Quilt may be any color
May be either hand or machine quilted

Nancy's Pink Challenge

No block may be larger than **3"**
May **NOT** be whole cloth

May **NOT** be MS unless medallion is 3" and
includes 9 other 3" blocks

Must have at least 9 blocks
Quilts may not exceed 24" on any one side
75% of the quilt must be PINK
May be either hand or machine quilted

An entry form and photo is required for each miniature quilt entered and only those quilts that meet the challenge criteria are eligible. The membership votes on the eligible quilts submitted for the Nancy's Pink Challenge each year at the April general meeting and all the eligible miniature quilts submitted are judged at the May show.

I know some of us think miniatures are challenging, however, I found an article that might provide some help. It also provides lots of free patterns. So check it out and get started. [Miniature Quilts - Tips, Tricks and Free Patterns](#)

If you have any questions please give me a call or drop me an email. Let's get started and make this our largest silent auction every after all is our 30th anniversary!

Gayle Lacerda lacerda@sbcglobal.net or 817-572-5750

November Show and Tell

Presented by	Name of Quilt	Maker and Quilter	Description
Kay Dietrick	Thomas and Friends	Kay Dietrick	This is for youngest grandson, Cooper. He loves Thomas and his many friends
Randa Dillon	Linus Quilt	Randa Dillon	Linus Quilt
Charlotte Humphrey	Vintage Quilt with no title	Charlotte's grandmother	Star Blocks—hand pieced, hand quilted
Charlotte Humphrey	Vintage 9 Patch Circa 1945	Top by Charlotte's husband's grandmother, Quilted by Charlotte	None
Jolene Mershon	Portrait in Fabric	Jolene Mershon	Jolene took a class at Trinity Valley with Lola Jenkins who teaches portrait quilts. It was lots of fun.
Patsy Martin	Borders	Patsy Martin	Borders quilt made at the Winnie Fleming workshop
Judy Liston	Harry's Aggie Throw	Judy Liston, maker Sabina Thompson, quilter	Celebrating Class of '63
Janice Mowery	Unnamed	Janice Mowery, maker Susan Corbett, quilter	Quilt for grandson, Thomas. He picked out the bug fabric when he was about 4 years old. Burleson's block of the month
Dwain Edwards	Trip Around the Cosmos	Dwain Edwards	Batik Trip Around the World blocks with a galaxy border. Art Deco quilting with feather borders.

Date	QGOA Programs & Workshops at a Glance
December 10, 2013	POTLUCK Brown Bag Auction
January 14, 2014	Melinda Bula ~ Discovering the Artist Within Through Quilts and Wearable Art
January 15, 2014	WORKSHOP ~ Fabulous Fusible Flowers
February 11, 2014	Pam Gantz from Batiks Galore ~ How Batiks are Made
March 11, 2014	Donna Lynn Thomas ~ Overcoming Fabric Paralysis
March 12, 2014	WORKSHOP ~ Garden Glory
April 8, 2014	Brenda Perry ~ Confessions of a Quiltaholic
May 13, 2014	MJ Fielek ~ Bucket List Quilts
June 10, 2014	POTLUCK Supper and Strip Poker
July 8, 2014	Diane Durand ~ Quilts, Tacos and Tattoos Book Review and Trunk Show
August 12, 2014	Members Demo Stations
September 9, 2014	Tana Mueller ~ Crayon Techniques
September 10, 2014	WORKSHOP ~ Snowman Crayon Art
October 14, 2014	Sharon and Loren Wilhelm ~ A Lighthearted Look at Quilts and Poetry
November 11, 2014	Judy Howard from Buckboard Quilts ~ Civil War Trunk Show
December 9, 2014	POTLUCK Supper and Brown Bag Auction

Show and Tell

Date: _____


Presented by: _____

Name of Quilt: _____

Maker of Quilt: _____

Quilter (if different): _____

Description: _____



The Quilting Bee

Quilters' Guild of Arlington
PO BOX 13232
Arlington, TX 76094
www.qgoa.org



Lone Star House of Quilts *Your Hometown Quilt Shop*



Tell that Santa in your life you want a gift from

Lone Star House of Quilts!



**Christmas Gift
Certificates
Available!**

**Come in and
leave us your
Wish List.**

**Give the Gift
of
Quilting!**

Lone Star House of Quilts / 1210 W. Abram St., Arlington, TX 76013 / 817-277-4749

lonestarhouseofquilts@gmail.com