

The Quilting Bee

Quilters' Guild of Arlington

www.qgoa.org



Volume XXX Issue 1

January 2014

January Meeting

Meeting Reminders:

Refreshments:

Jan—C

Feb—H,V

Safe Haven:

Jan—Diapers, Baby wipes

Feb—Children's Socks

Don't forget!

- Name Tag
- Show & Tell
- Block Party
- Linus Quilts
- Patriotic Blocks
- President's Block
- Challenge
- Swap Items

January 14 – Melinda Bula “Discovering the Artist Within Through Quilts and Wearable Art”

Take a humorous look through the eyes of a quilt artist as she finds her way through the world of art, quilting and wearable arts. Melinda Bula lives in El Dorado Hills, California and has been sewing since she was a young girl. Melinda has been in love with fabric all of her life and knew when she was 16 years old that she was going to



be an artist, which became her major in college. Since moving to the Sacramento area in 1996, she has been involved in quilting and wearable arts, which has always been her first love. Her sense of color and design has won her numerous awards for both quilts and wearable arts. Her wearable arts are dynamic and modern and she loves to experiment with new techniques. Her Fabulous Fusible



Flowers quilts are unique. With the wonderful look of a painting, she uses fabric and thread to create beautifully artistic quilts. Creating and designing is an obsession with Melinda and whether it is fabric, wallpaper, or quilts, it is her passion. Melinda will also be teaching a Workshop where we will be making a beautiful fusible zinnia flower.



NEXT MONTH'S FEATURE:

February 11—Pam Gantz from Batiks Galore “How Batiks Are Made”



2014 Guild Officers

President: Susan FitzGerald

Vice President: Sharon Ligon

Secretary: Elizabeth Carr

Treasurer: Dwain Edwards

Meeting Location

Bob Duncan Center – Vandergriff Park

2800 S Center St Arlington, TX 76014

Meetings 2nd Tuesday each month

Doors open at 6:30 ~ Meeting at 7:00

Words from Our Guild President

~ Happy New Year ~

Welcome to QGOA's 30th Anniversary Year Celebration!

It must be a great joy for our charter members, many of whom still attend meetings, to see how much their idea has grown. As I understand, the Guild started with a few friends who got together in 1984 to talk about quilting. I am sure they are pleased to see how our guild has grown to include informative speakers, hands on workshops, community projects, large library, annual quilt show, away and day retreats, and the making of a yearly fund-raising donation quilt. Thanks to our charter members' guidance and the dedication of our members, QGOA has become a educated, caring, and sharing community of quilters that it is today.

We are looking for past guild photographs, newspaper articles, humorous stories or anything we can add to our 30th Celebration Scrapbook. Please bring them to the January meeting and share them with Sheila Parry.

Happy, happy, happy quilting,
Susan FitzGerald

End of The Year 2013 Up Date

- Volunteer Hours ~ 4,379.5
- Susan G. Komen ~ 25 quilts entered and \$1178.00 donated to the foundation.
- Linus ~ 66 quilts, 97 Tops, 2 patterns, 27 blocks, 3 pillowcases, 5 fleece blankets, 32 yards of fabric plus bags of scraps, 5 spools of thread, 7 afghans, and 4 bags of batting.
- Wounded Warriors ~ 58 quilts donated to Fort Sam Houston Warrior and Family Support Center.
- Peacemakers' ~ 8 quilts to the Pantego Firemen in memory of Kelly Millett, and 120 pillowcases to Cooks Children's Hospital.
- Friendship Stitchers' ~ 16 Wounded Warrior Fabric Kits donated to the guild.
- Brown Bag Auction earned a total of \$978 for the Guild

January Birthdays

- 1 - Kathey Youngblood
- 3 - Patricia Shelton
- 5 - Billie Brecheen
- 11 - Randa Dillon
- 13 - Jeannie Denson
- 15 - Donna Post
- 17 - Judy O'Polka
- 18 - Carolyn Clifton
- 23 - Patsy Martin
- 24 - Edith Jenkins
- 27 - Colette Wong
- 30 - Dwain Edwards



Retreat News:

Changes in Registering for the March QGOA Day Retreat

Just a reminder to get your QGOA membership up to date! Guild Members will have priority for registering the next QGOA Day Retreat, March 27-29. Because of the wonderful response and numbers of those interested in attending, registration will be different for future day retreats. QGOA Guild Members will have one month in advance, January 2014, to register for the Day Retreat. Registration will be open to guests and visitors Feb. 11. at the guild meeting. Sorry for any inconvenience this may cause, but guild events need to be accessible to all interested guild members.



New Stitch Club—Dear Jane

Our Dear Jane Club (a Quilt Guild of Arlington stitch group) is based on the “Dear Jane” quilt, an 1863, Jane A. Stickle quilt. We use the book by Brenda Manges Papadakis (dearjane.com) to work approximately 4 blocks per month of the 225 quilt patterns. At the meetings we discuss how we worked the previous months’ blocks and share techniques, problems, questions, show and tell, etc. Members can join-in at any time. Cost is a small donation to the church for the use of the facility and a small charge if you desire paper copies/paper piecing, etc. of the blocks each month. The members have a variety of ways to work the blocks; applique, hand piecing, machine piecing, and paper piecing. Some members use the book, software, or purchase a copy of handouts at the meeting. We would love to have you join our “Janiacs”! For more information, please contact Sherry Livingston, 817-561-2644.

Our meetings are the second Monday of each month at 10:00 a.m. at the Our Savior Evangelical Lutheran Church, 3901 SW Green Oaks Blvd (between Kelly Elliott and Park Springs, across from the Junior High School on Green Oaks)

When: 2nd Monday of Month

10:00-12:00

Where: Our Savior Evangelical Lutheran Church

3901 SW Green Oaks Blvd., Arlington, TX 76017



12x12 Quilt Challenge

Due January

Theme: Christmas

Reminder to all members that the 12x12 for January is due at the meeting. Everyone is welcome to participate. Please stop by the table to view the diverse creativity of your fellow members.



MEMBERSHIP RENEWAL

It's renewal time again for FY2014 membership. To locate the form online go to QGOA.org site, click Forms, click Membership. Form will also be available at guild meetings.

Please submit your membership renewal early, this will help greatly in getting the directory ready for members.

We would like to include a photo of you in our directory. Either bring a photo with your membership application or e-mail your photo to Carol Ramsey at Kanawha@sbcglobal.net. Check the email address that you would like the newsletter sent to and make sure that your birthday is correct.

Thanks, Carol Ramsey

Sunshine and Shadow

Libby McDuffie's 3rd Surgery was successful, she is pain free

Patricia Eckstrom is expecting twin granddaughters

Congratulations to Annis Clapp on the birth of her 11th grandchild

Kandy Garrett's mother passed away in December

Carol Ramsey's son is in the hospital

QGOA NEWSLETTER AD RATES

SIZE	1MO	3MO	1 YR	Email ad to: jshaxton@gmail.com
1/8 PAGE	\$7.50	\$22	\$85	Make payments to: QGOA
1/4 PAGE	\$15	\$40	\$150	Mail payments to: Jenn Haxton, editor
1/2 PAGE	\$30	\$75	\$270	717 Bunker Hill
1/2 PAGE (BACK)	\$40	\$105	\$378	Arlington, TX 76011
FULL PAGE	\$60	\$150	\$540	

All ads must be print ready and fit the size requirement. Ads must be received by the 15th of the month prior to the desired publication month. Email preferred.

Next Workshop

March 12 - Donna Lynn Thomas "Garden Glory"

Learn how to make simple striped triangles, perfect bias squares, and how to sew partial seams while making pairs of Aster blocks for this pretty garden quilt. Confident beginner. Machine piecing and rotary-cutting experience required. The Workshop is Wednesday, March 12th from 9am til 4pm at The Pleasant Ridge Church of Christ. The cost is \$40 for members, \$45 for non-members. The registration form is also on the website under FORMS. You can sign up at the meeting or contact Sharon Ligon for more information.

WORKSHOP REGISTRATION FORM

(Please use this form to register for all upcoming workshops. You may photo copy this form.)

Name: _____

Address: _____

City: _____ State: _____ Zip: _____

Phone: _____ Email Address: _____

Workshop Name: _____

Workshop Date: _____

Form of Payment: (circle one) Check Cash

Cost is \$40 for members/\$45 for non-members. Please make all checks payable to QGOA.

Payment must be received to hold your space in the workshop. Enrollment is on first come first serve basis.

Please sign-up at a meeting at the Program Section of the Sign-In Table or send your registration form with full payment to:

Quilters' Guild of Arlington
PO BOX 13232
Arlington, TX 76094-0232.

Notify the Vice President, Sharon Ligon, that you wish to sign up.

Please pick up your supply sheet at the Guild meeting or check the newsletter on the website www.QGOA.org

Workshops are held at from 9 a.m. to 4 p.m. Pleasant Ridge Church of Christ Family Pavilion in Arlington, located at I20 & Little Road NW of the Southwest Plaza Shopping Center off Church Street.



**QUILTERS' GUILD OF ARLINGTON
2014 ANNUAL FESTIVAL OF QUILTS
PRESENTS
"CELESTIAL CELEBRATION"
MAY 2-3, 2014**

SHOW COUNTDOWN - FIVE MONTHS!

IN CELEBRATION OF THE QUILTERS' GUILD OF ARLINGTON'S 30TH ANNIVERSARY WE HAVE A VERY SPECIAL DONATION QUILT IN THE WORKS. ONCE YOU SEE IT YOU WILL UNDERSTAND WHY CELESTIAL CELEBRATION WAS CHOSEN AS THE 2014 QUILT SHOW THEME. WE ALWAYS TRY TO TIE OUR SHOW THEME TO OUR DONATION QUILT WHICH IS SHOWCASED ON THE QUILT SHOW CARDS.

QGOA ANNUAL FESTIVAL OF QUILTS 2014 WILL BE A SHOW TO REMEMBER BECAUSE OF YOU, OUR TALENTED CREATIVE MEMBERS!

DATE CHANGE REMINDER:

2014 SHOW DATES HAVE CHANGED. THE SHOW WILL NO LONGER BE HELD MOTHER'S DAY WEEKEND. BEGINNING 2014 OUR ANNUAL SHOW WILL ALWAYS BE HELD THE FIRST WEEKEND IN MAY.

ENTER THE SHOW TO HELP CELEBRATE 30 YEARS OF SERVICE TO THE COMMUNITY & THE ARTS.

HAPPY QUILTING!



Quilt Show Committee Meeting

Commencing in January the quilt show committee will meet the third Tuesday of each month up to the Festival of Quilts Show date May 2-3, 2014. Our meetings will be held at the home of Vice Chair Kaye Huffman, 1601 Royal Arch West Court, Unit B, Arlington TX 76012. We look forward to seeing you all at the first quilt show meeting in the new year. Tuesday, Jan 21 at 6:30pm.

Two directional options to reach Kaye's house: (Texas Masonic Retirement Center (TMRC) cottages behind main complex)

1-Easiest, enter off Sanford. At the gate dial the code for Huffman (list printed at gate). House is the first right past gate. Any problem at gate call Kaye at 817-908-6490.

2-Enter at the main TMRC entrance off Division (1501 W Division), come up the drive and take either a left or right and go around the main complex. When you get behind the main complex, you will see Mason Dr (goes downhill slightly) with duplexes on either side of the road. As you reach the bottom of the hill, take a left just prior to exiting through the gates.

Happy New Year!

**QUILT SHOW VENDORS (so far)
CELESTIAL CELEBRATION**

Start saving your cash to support our wonderful quilt show vendors

Arlington Sewing Machine

Bestitched

Corner Square Quilts L.L.C

Gifts by Brenda

The Gray Rooster Woodshop

Hands on Tradition

Jenny Bugs Quilting

Jewelry Boutique by Gabrielle

Lone Star House of Quilts

Making Memories Quilt Shop

Peggy's Quilt Studio

Scissor Guy

Sew So Easy

Snip and Pins

Quilt Backs and More

Ya Ya's Sweet Shoppe

Quilt Show At A Glance

Entry Form Deadline: April 9, 2014

Cost of Entrance: Free to Members, \$10 for non-Members/entry

Quilt Check in: April 30, 2014

Divisions and Categories:

One person

Artisan Pieced Quilt

Artisan Appliquéd Quilt

Artisan Wall Quilt

Master Pieced Quilt

Master Appliquéd Quilt

Master Wall Quilt

Two Person

Artisan Two Person Quilt

Master Two Person Quilt

Donation Division

Miniature Quilt

Nancy's Pink Challenge

Ronald McDonald House Quilt

Open Division

Mixed/Other Techniques Quilt

Group Quilt

Art Quilt

Quilted Garment

Celestial Celebration Theme

Kits/Block of the Month Quilt

Other Quilted Items

Textile/Fabric Non-Quilted Items

Non-Judged Division

Non-judged Quilt

Youth Quilt

Novice



Greetings Guild Members,

2014 is going to be an exciting year for our guild. QGOA will be celebrating its 30th birthday!

In honor of this milestone, I am compiling a digital scrapbook of the first 30 years. The finished book will be a 12 X 12 hardbound book that will be placed in our library for all to check out and enjoy.

In preparation of this task I am pulling from the scrapbooks of our past. But I would also love to have copies of any photos or other memorabilia you might like to share.

Another idea I had for our book is to possibly put quotes or memories our members have from years past - like memories from quilt shows, speakers, workshops, etc. Also, if members would like to give me a brief note on what quilting means to them or how they got started quilting. These personal tidbits will be scattered throughout the scrapbook.

I highly encourage everyone that thinks about it through next year, to take pictures and email them to me. And when you email them, please identify people, place, date, event, etc.

And finally, when we order our digital scrapbook, I will take orders for members if anyone wants a copy of their own. Another option I will be looking at will be to do some sort of power point presentation to music that could be sold to guild members as well.

Thank you, Sheila Parry

BLOCK PARTY

Rising Star 12 1/2" Block (12" finished)

Fabric Colors: Scrappy Blues

Background (light blue or blue on white)

Cut: 4 - 3 1/2" squares

1 - 7 1/4" square cut twice

Diagonally for 4 quarter-squares

4 - 2" squares

1 - 4 1/4" square cut twice diagonally (as above)

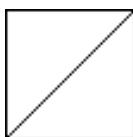


Dark blue

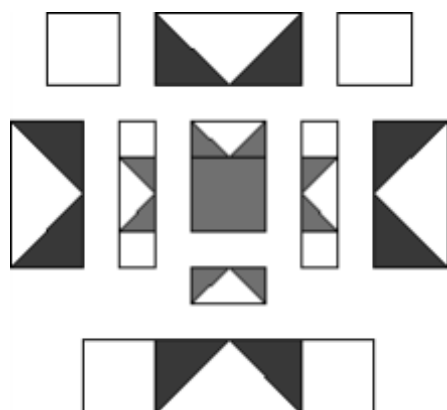

**Cut 4 - 3 7/8" squares and cut once diagonally for
8 half-squares**

Medium blue

**Cut 4 - 2 3/8" squares and cut once
diagonally for 8 half-squares**



1 - 3 1/2" square (this can be a different medium
such as a focus print)



Make Flying Geese units from the quarter-square and half-square units as shown. There will be four smaller units for the smaller star block and four larger ones for the large star. This is the traditional method for making Flying Geese. Feel free to make this unit in any other method that you prefer.

Assemble the block as shown.



Monthly Block Party Information:

We will continue with the groups of 12 that make blocks each month as in 2013. At the end of the year we will have a drawing and each participant should win one set of 12 blocks. It is important that each one who participates makes every monthly block so that no one will be short any blocks at the drawing in December 2014. If you don't particularly like the blocks that you win, you will have enough to make a charity quilt. If you don't want to participate in the groups you may make the blocks in Red, White and Blue each month to be donated so that someone can make Wounded Warrior quilts with them. The blocks could also be made for the Ronald McDonald House. You may also make 6"(finished) nine patch blocks in child appropriate fabrics for Project Linus.

Susan FitzGerald President Block for 2013

Materials: Brights and Black solid (no color in Black)

Scrappy Choice— cutting instructions

Dark Batik (a bright color) for Fabric A

Cut 5 2 ¼" squares

Cut 4 2 7/8" squares (HST)


Light Batik for Fabric B

Cut 4 2 ¼" squares

Black for Fabric C

Cut 8 2 ¼" squares

Cut 4 2 7/8" squares (HST)

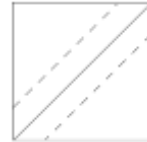


Preparation:

Half Square Triangle (HST)

Draw a diagonal line from corner to corner on the wrong side of each of the Fabric A 2 7/8" squares. Place Fabric A 2 7/8" square and a Black 2 7/8" square right sides together.

Stitch ¼" away from the drawn line on both sides.



Cut the square on the drawn line to yield 8 HST squares. Press the seam allowance toward Fabric A.

Trim the HST to 2 ¼".

Stitch a 2 ¼" Black square between two HST blocks. Make 4.



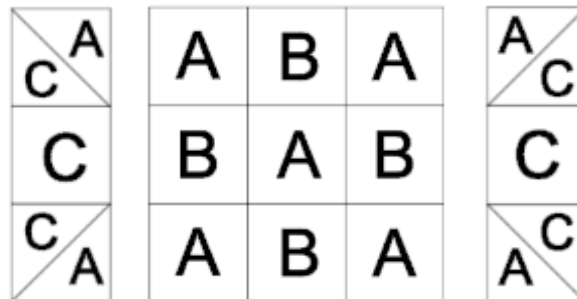
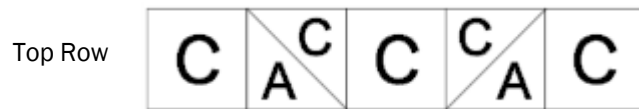
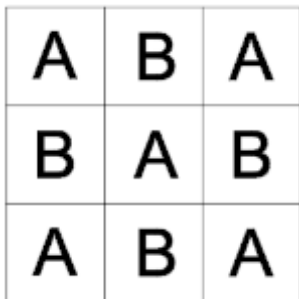
Set 2 aside.

Add a Black 2 ¼" square to each end of HST units to make the top and bottom rows of block.

9 Patch Block

Lay out five 2 ¼" Fabric A squares and four 2 ¼" Fabric B squares.

As shown.





Project Linus

Dear Guild: Thank you so much for a wonderful year of providing quilts/blankets for children in need of comfort. It would be incredible if the lucky recipients of your quilts could know the time and effort and especially the creativity that goes into assembling one of the quilts.

In December you made and donated 17 quilts and 3 fleece blankets and we also received fabric and pillow cases. A special thank you to Pat Shelton, Susan FitzGerald, Nancy Spell, Judy Liston, Janice Farris, Helga Smith, Patricia Eckstrom, and the granddaughter of Penny.

The Project Linus group of Tarrant County meets at Southcliff Baptist Church the 2nd and 4th Thursday of the month. Southcliff generously provides our work space (there is a connection through the shooting that took the lives of teens at Westwood in the 90's). A fabric panel of "Linus" was put together and our very own Nancy Spell did an extraordinary job of quilting very fine details on it. It was given to the church at our December meeting and the photo put on the church website. An extremely special thank you to Nancy from Project Linus, Southcliff Baptist Church and the children that will enjoy her handiwork.

Requested measurements:

Finished size quilt and tops: 40"x44"

Finished size for older kids: 57"x43"

Project Linus is happy to accept donations of quilts, fabric, blocks, notions and batting,

For Questions, please contact : plinusftw@att.net or call Mary Ann Dew at 817-294-4625

The work we do for our guild and our community enriches us and the generations to come.
My thanks, Elizabeth Cooper

A new quilt pattern is out from Linus via Quiltmaker magazine and here is the site:

<http://www.quiltmaker.com/patterns/projectlinus.html> it is called Fancy Fishes and is adorable.

SUSAN G. KOMEN FOUNDATION MINIATURE QUILT SILENT AUCTION



The new year is the perfect time to go through all those scrapes and use the little ones for a miniature quilt for the silent auction. You accomplish two things, cleaning out the old and contributing to an important cause!

Remember 100% of the proceeds from the auction are given to the Tarrant County Chapter of the Susan G. Komen Foundation. Keep in mind you can either make a regular miniature quilt or a Nancy's Pink Challenge miniature quilt.

The table below compares the two categories. The highlights point out the differences:

Miniature Quilts

No block may be larger than **4"**
May be whole cloth (WC) or medallion style (MS)

Must have at least 9 blocks if not WC or MS

Quilts may not exceed 24" on any one side

Quilt may be any color

May be either hand or machine quilted

Nancy's Pink Challenge

No block may be larger than **3"**

May **NOT** be whole cloth

May **NOT** be MS unless medallion is 3" and
includes 9 other 3" blocks

Must have at least 9 blocks

Quilts may not exceed 24" on any one side

75% of the quilt must be PINK

May be either hand or machine quilted

An entry form and photo is required for each miniature quilt entered and only those quilts that meet the challenge criteria are eligible. The membership votes on the eligible quilts submitted for the Nancy's Pink Challenge each year at the April general meeting and all the eligible miniature quilts submitted are judged at the May show.

I know some of us think miniatures are challenging, however, I found an article that might provide some help. It also provides lots of free patterns. So check it out and get started. [Miniature Quilts - Tips, Tricks and Free Patterns](#)

If you have any questions please give me a call or drop me an email. Let's get started and make this our largest silent auction every after all is our 30th anniversary!

Gayle Lacerda

lacerda@sbcglobal.net or 817-572-5750

QGOA Executive Board & Standing Committees 2014

EXECUTIVE BOARD

President	Susan FitzGerald
Vice President	Sharon Ligon
Secretary	Elizabeth Carr
Treasurer	Dwain Edwards
Parliamentarian	Randa Dillon

NEWSLETTER
Historian
Sunshine & Shadow

Jenn Haxton
Sheila Parry
Barb Cain

QUILT SHOW 2014

Judy O'Polka
Kaye Huffman

STANDING & APPOINTED COMMITTEES

PROGRAMS

Sharon Ligon
Kandy Garrett

MEMBERSHIP

Membership Asst
Membership Asst
New Membership Asst
Guild Products

Carol Ramsey
Gloria Speakman
Betty Hancock
Kay Dietrick
Susan Sloan

HOSPITALITY

Door Prizes
Volunteer Hours
Golden Spool
Librarian
Librarian Asst

Malorie Harper
Debby Rake
Randa Dillon
Janice Mowery
Brenda Aigner
Pat Madrid

GUILD ACTIVITIES

Block Party
Presidents Blocks
Display Case
Retreat Coordinator
TAQG Representative

Charlotte Humphrey
Charlotte Humphrey
Charlotte Humphrey
Billie Brecheen
Libby McDuffie
Carolyn Troupe

COMMUNITY OUTREACH

Susan G. Komen
Project Linus
Safe Haven
Wounded Warriors
Ronald McDonald

Janice Christy
Gayle Lacerda
Elizabeth Cooper
Patsy Martin
Jolene Mershon
Annette DeBose
Pearl Nettles

WEBSITE COORDINATOR

Website

Dottie Hughes
Art Parry

DONATION QUILT

Donation Quilt 2014
Donation Quilt 2015

Elizabeth Cooper
Nancy Spell

PUBLICITY

Permanent Quilt Collection

Rose Kauhane
YOUR NAME HERE

Email address to contact officers: support@qgoa.org,
or refer to the current directory for specific
information.

Welcome Aboard to another great year!



For Late Breaking QGOA News

You'll always know the latest information when you join the QGOA Yahoo Group; it is quick and easy. Go to the guild home page at www.QGOA.org and click on the link.

If you have any questions, please contact Barb Cain at bjc207@sbcglobal.net



IN CASE OF INCLEMENT WEATHER:

IN GENERAL, WE WILL DO WHAT THE UNIVERSITY OF TEXAS OF ARLINGTON DOES. IF THEY CANCEL EVENING CLASSES WE WILL CANCEL GUILD AND BOARD MEETINGS.



Guild Refreshments

January: C

February: H, V

March: M

April: S, Z, E

May: A, D

June: POTLUCK (Board-Desserts)

July: G, L

August: B, K, O

September: F, I, J, Q

October: N, P, R

November: T, U, W, X, Y

December: POTLUCK (Board-Desserts)

Please help at the membership table; signing in & greeting members & guests during your assigned month. Please mark your calendars.



Volunteer Hours

15 volunteers recorded 460 hours for December!

2013 Total: 4,379.5

Thanks to all who share the joy of quilting with others.
Make sure you turn your hours in each month.

Safe Haven Donations

*We will accept travel size toiletry items throughout the year.
ALL items should be new and unused including toiletries.*

January: Diapers, baby wipes

February: Children's socks

March: Children's underwear

April: Shampoo, brush, comb, etc.

May: Toothbrush, toothpaste, floss

June: Women's underwear

July: Feminine hygiene products

August: School Supplies

September: Soap and towels

October: Prepackaged snacks – Granola bars,
Goldfish crackers, etc.

November: Children's toys

December: Mittens, scarves or hats

Meet & Greet

One of the exciting things about being a member of the guild is meeting new people. Let's strive to introduce ourselves to visitors and new members this year. Also, get to know some of the current members you have never met. Perhaps invite someone for dessert and coffee or to join you at your next stitch group meeting.

STITCH GROUPS

Guild members are cordially invited to join a sewing group for fellowship and stitching. Most groups have room for new members.

Friendship Stitchers

Meets the 1st & 3rd Thursdays

10:00 a.m. at First Christian Church

Contact: Helga Smith

Etcetera Art Quilt Group

Meets @ Lone Star House of Quilts

1st Thursday of the Month 7 p.m. to 8:30 p.m.

Contact: Denny Cornett

The Piecemakers

Meets @ Bob Duncan Community Center

2nd & 4th Thursdays

6:00 p.m. to 10:00 p.m.

Contact: Linda McPherson

Sew-N-Sews

Meets @ Trinity United Methodist Church

1200 W Green Oaks Room A208

1st Monday of the month unless it is a Holiday

10 a.m. to 3 p.m.

Bring your lunch and \$3 per person per meeting as a donation to the church

Contact: Randa Dillon or Carolyn Bowden

Dear Jane Club

Meets @ Our Savior Evangelical Lutheran Church

3901 SW Green Oaks Blvd

2nd Monday of the Month 10 a.m. to 12:00 p.m.

Contact: Sherry Livingston

CONGRATULATIONS TO
 !!!JOYCE JONES!!!
 The winner of
 "IRISH YOU WHIMSY"
 2013 QGOA Donation Quilt



Thanks to all of you for making this a successful year for our donation quilt. It has been an honor to be entrusted with it this year.

Thanks to all who participated in making blocks, to Sew-n-Sews stitch group for assuming the project, Nancy Spell for quilting it and the many, many of you who sold tickets, bought tickets, and escorted the quilt to different venues to sell tickets.

Half of the proceeds, in excess of \$1000, will be donated to Safe Haven Women's Shelter in Tarrant County.

Thank you again,

Randa

**2014 Donation Quilt
 Celestial Beauty**

Annis Clapp designed a beautiful quilt for the 2014 Donation Quilt. It was debuted at the December Guild Meeting. Celestial Beauty has been entered in the Dallas Quilt show in March and should bring us many opportunities for ticket sales. Postcards are being printed publicizing the quilt show and our wonderful Donation Quilt. See Elizabeth Cooper to donate your time to sit with the quilt to sell tickets.



★ QUILT EVENTS ★

HEART OF TEXAS ONE STOP SHOP HOP

January 31-February 1, 2014
 Waco Convention Center—McLennan Hall
 100 Washington Ave, Waco, TX
 Cost \$5 FRI 10-5, SAT 10-4
www.heartoftexashop.com

IQUILT BLENDING TECHNOLOGY WITH TRADITIONAL QUILTING

BEAR CREEK QUILT GUILD
 February 21-22, 2014
 North Richland Hills Centre
 6000 Hawk Lane, North Richland Hills, TX
 Cost \$7 FRI 9-5 & SAT 9-5
www.bearcreekquiltguild.org/show/quilt_show.htm

DALLAS QUILT CELEBRATION

March 7-9, 2014
 Dallas Market Hall
 I-35 & Market Center Blvd, Dallas, TX
 Cost \$10 at the Door, Advance Tickets \$8
 FRI-SAT 10-5 SUN 12-5
www.quiltersguildofdallas.org/quiltcelebration2014/

33RD ANNUAL TYLER QUILT SHOW QUILTERS' GUILD OF EAST TEXAS

March 21-22, 2014
 Harvey Convention Center
 2000 W Front St (Hwy 31 W) Tyler, TX
 Cost \$6 FRI-SAT 10-5
http://www.qgetx.org/Quilt_Show.html

December Show and Tell

Sheila Parry	It's a Small World	Sheila Parry	Found the panel at a garage sale. This will go to Wounded Warrior for the Fisher House
Sheila Parry	Floral Pathways	Sheila Parry	Found the pattern "Pathways" in a magazine but didn't care for the modern fabric they had suggested.
Sheila Parry	Disappearing 9 Patch	Sheila Parry	Yellow and Green 9 Patches cut and twisted for a new look. Thanks Dwain for the idea!
Sheila Parry	TX Twisted Sisters Bluebonnet Twists My Bluebonnet Twists	Sheila Parry	Pattern—Ami Simms "Twisted Sister" My best friend from childhood is a quilter in Ohio. She liked the Twisted Sister Pattern and decided we needed matching bluebonnet quilts. I ended up with so many blocks, I made 3 quilts.
Patricia Eckstrom	The Valentine Quilt	Various members of Guild, Quilted by Patricia Eckstrom	2 sets of Block Party Blocks
Patricia Eckstrom	Mini Twister	Patricia Eckstrom	This is made for my daughter-in-law. It reminds me of Alice in Wonderland.

Ronald McDonald Challenge

This is a way to do something for a child going through a bad time. It is also a way to do something that will give you pleasure. Choose a pattern you want to do, go through the fabrics in your stash, and choose ones that go with the challenge fabric. Go outside your usual box and have fun! Kits available for purchase at the Guild Meetings. Deadline is fast approaching!

Pearl Nettles

Date	QGOA Programs & Workshops at a Glance
January 14, 2014	Melinda Bula ~ Discovering the Artist Within Through Quilts and Wearable Art
January 15, 2014	WORKSHOP ~ Fabulous Fusible Flowers
February 11, 2014	Pam Gantz from Batiks Galore ~ How Batiks are Made
March 11, 2014	Donna Lynn Thomas ~ Overcoming Fabric Paralysis
March 12, 2014	WORKSHOP ~ Garden Glory
April 8, 2014	Brenda Perry ~ Confessions of a Quiltaholic
May 13, 2014	MJ Fielek ~ Bucket List Quilts
June 10, 2014	POTLUCK Supper and Strip Poker
July 8, 2014	Diane Durand ~ Quilts, Tacos and Tattoos Book Review and Trunk Show
August 12, 2014	Members Demo Stations
September 9, 2014	Tana Mueller ~ Crayon Techniques
September 10, 2014	WORKSHOP ~ Snowman Crayon Art
October 14, 2014	Sharon and Loren Wilhelm ~ A Lighthearted Look at Quilts and Poetry
November 11, 2014	Judy Howard from Buckboard Quilts ~ Civil War Trunk Show
December 9, 2014	POTLUCK Supper and Brown Bag Auction

Show and Tell

Date: _____

Presented by: _____

Name of Quilt: _____

Maker of Quilt: _____

Quilter (if different): _____

Description: _____



The Quilting Bee

Quilters' Guild of Arlington
PO BOX 13232
Arlington, TX 76094
www.qgoa.org



LONE STAR HOUSE *of* QUILTS

Home to Fine Reproduction Quilt Fabrics



Lone Star House of Quilts / 1210 W. Abram St., Arlington, TX 76013 / 817-277-4749

lonestarhouseofquilts@gmail.com

www.lonestarhouseofquilts.com

HAPPY ★ NEW ★ YEAR