

The Quilting Bee

Quilters' Guild of Arlington

www.qgoa.org



Volume XXX Issue 2

February 2014

February Meeting

Meeting Reminders:

Refreshments:

Feb—H,V

Mar—M

Safe Haven:

Feb—Children's Socks

Mar—Children's underwear

Don't forget!

- Name Tag
- Show & Tell
- Block Party
- Linus Quilts
- Patriotic Blocks
- President's Block
- Challenge
- Swap Items

February 11 – Pam Gantz “How Batiks are Made”

Pam has a Bachelor of Science degree from Alverno College with a major in elementary education and English. She taught fifth grade for three years before her daughter was born and then went to work as a secretary in California and Minnesota. She served as Administrative Assistant to the Superintendent for Anoka-Hennepin Schools in Minnesota for fifteen years until she retired in August 2008.



Pam has been sewing clothing for herself and family since she was 10. Quilting didn't come into her life until the mid 90's.

Since moving to Texas, she has been working at Batiks Galore and teaching quilting. In 2010, she became the store's certified teacher for Judy Niemeyer classes.



2014 Guild Officers

President: Susan FitzGerald

Vice President: Sharon Ligon

Secretary: Elizabeth Carr

Treasurer: Dwain Edwards

NEXT MONTH'S FEATURE:

March 11—Donna Lynn Thomas “Fearless Fabric: How to Color Your Quilts”

March 12 Workshop—Donna Lynn Thomas “Garden Glory” Learn how to make simple striped triangles, perfect bias squares, and how to sew partial seams while making pairs of Aster blocks for this pretty garden quilt. All day. Confident beginner. Machine piecing and rotary-cutting experience required. Sign up using the form on page 5.



Meeting Location

Bob Duncan Center – Vandergriff Park
2800 S Center St Arlington, TX 76014

Meetings 2nd Tuesday each month

Doors open at 6:30 ~ Meeting at 7:00

Words from Our Guild President

Celebrate Valentine's Day!

This month is a time to declare your love. I LOVE my family, friends, stitch groups, community activities, bird watching and watching a fuzzy feral cat who's taken up residence on my back porch. Maybe seeing my feathery friends has attracted her to my house.

I LOVE when it's cold outside. It gives me the best excuse to stay inside, wear comfy clothes all day, go without makeup, put a pot of soup on the stove and QUILT! I've been working on my Dear Jane blocks. I hope these past few 'mini' cold snaps have given you some time to work on the projects you love.

I LOVE how members put their talents to work creating beautiful quilts! Now is the time to complete your cosmic quilting designs. Help make our annual Festival of Quilts "Celestial Celebration" show a huge success by entering your quilts. While you're designing, don't forget to make something for the Susan G. Komen auction and the Ronald McDonald Challenge. Judy O'Polka, Kaye Huffman and the Show Committee are hard at work planning this event. Do you realize the show is only 2 months away!

I LOVE it when members volunteer! Thank you to Patsy Martin, Jill Matyastik and Dottie Hughes, our Audit Committee, for checking over the books. Thanks to Dwain Edwards for his accounting knowledge and keeping our guild's finances in order! We bid Adieu to Libby McDuffie, who's passing her 'Away Retreats' baby to Sharon Schroeder. The guild is lucky to have Sharon volunteer to fill that board position! Libby, thank you for your dedication in making the retreat a must attend event! Don't despair, Libby will still be organizing the guilds day retreats. I still need a volunteer for Wounded Warriors.

I LOVE QGOA!
Susan

February Birthdays

- 3 - Happy Johns
- 13 - Ann Siden
- 16 - RuthAnn Uzzle
- 17 - Lauren Lowe
- 20 - Jane Kee
- 20 - Claudia Klipp
- 28 - Leslie Pricer





TAQG NEWS
 Dr. Carolyn Troupe
 Guild Representative

MARK YOUR CALENDAR, July 12, 2014, Sat. Pat Speth, creator of "Nickel Quilts", will be the guest lecturer. TAQG will be sponsoring two, 2-day workshops, one before and one after the Saturday RALLY DAY. Please, check out the TAQG web-site, www.taqq.org for all the details.

IN PREPARATION for Rally Day, our guild needs to work on mini-quilts for the TAQG Auction. Mini-quilts should measure no more than 24" x 24". TAQG is looking for are donations of mini-quilts OR other well-made fiber crafted items for the auction. PRIZES will be awarded for Viewer's Choice and the two quilts earning the most money. Please, check out the TAQG table at the next meeting or e-mail your rep at c_troupe@sbcglobal.net.

Don't miss out on the summer fun. Bring monies (\$5.00) for lunch , raffle ticket , Rally Day pin, and T-shirt.

Golden Spool

Please remember to fill out a form and get it to Janice Mowery for a Golden Spool . The board will vote on the nominee and the awards are presented in June and December.

Janice Mowery, Golden Spool



12x12 Quilt Challenge Due March Theme: Time

We had a wonderful variety of "Christmas" quilts at the January QGOA meeting. Denny Cornett announced our next theme. Your "Time" quilts will be due at the March meeting.

Have fun!

Debby, Denny, and Pat





MEMBERSHIP RENEWAL



It's renewal time again for FY2014 membership. To locate the form online go to QGOA.org site, click Forms, click Membership. Form will also be available at guild meetings. Please submit your membership renewal early, this will help greatly in getting the directory ready for members. We would like to include a photo of you in our directory. Either bring a photo with your membership application or e-mail your photo to Carol Ramsey at Kanawha@sbcglobal.net. Check the email address that you would like the newsletter sent to and make sure that your birthday is correct.

Thanks, Carol Ramsey



Sunshine and Shadow

Carol Ramsey's son is out of ICU and into Rehab in West Virginia

Janice Christy's husband received the best report on kidney levels that he has had in a year.

Rose Kauhane will have cancer surgery on February 17th.

David Eckstrom is breathing on his own with a trachea collar and is awake and sitting up. The family asks for continued prayer for improvement and strength.

Jane Kee is free of cancer markers!!!

QGOA NEWSLETTER AD RATES

SIZE	1MO	3MO	1 YR	Email ad to: jshaxton@gmail.com
1/8 PAGE	\$7.50	\$22	\$85	Make payments to: QGOA
1/4 PAGE	\$15	\$40	\$150	Mail payments to: Jenn Haxton, editor
1/2 PAGE	\$30	\$75	\$270	717 Bunker Hill
1/2 PAGE (BACK)	\$40	\$105	\$378	Arlington, TX 76011
FULL PAGE	\$60	\$150	\$540	

All ads must be print ready and fit the size requirement. Ads must be received by the 15th of the month prior to the desired publication month. Email preferred.

Next Workshop

March 12 - Donna Lynn Thomas "Garden Glory"

Learn how to make simple striped triangles, perfect bias squares, and how to sew partial seams while making pairs of Aster blocks for this pretty garden quilt. Confident beginner. Machine piecing and rotary-cutting experience required. The Workshop is Wednesday, March 12th from 9am til 4pm at The Pleasant Ridge Church of Christ. The cost is \$40 for members, \$45 for non-members. The registration form is also on the website under FORMS. You can sign up at the meeting or contact Sharon Ligon for more information.



WORKSHOP REGISTRATION FORM

(Please use this form to register for all upcoming workshops. You may photo copy this form.)

Name: _____

Address: _____

City: _____ State: _____ Zip: _____

Phone: _____ Email Address: _____

Workshop Name: _____

Workshop Date: _____

Form of Payment: (circle one) Check Cash

Cost is \$40 for members/\$45 for non-members. Please make all checks payable to QGOA.

Payment must be received to hold your space in the workshop. Enrollment is on first come first serve basis.

Please sign-up at a meeting at the Program Section of the Sign-In Table or send your registration form with full payment to:

Quilters' Guild of Arlington
PO BOX 13232
Arlington, TX 76094-0232.

Notify the Vice President, Sharon Ligon, that you wish to sign up.

Please pick up your supply sheet at the Guild meeting or check the website link

<http://qgoa.org/forms/201403WorkshopSupplyList.pdf>

Workshops are held at from 9 a.m. to 4 p.m. Pleasant Ridge Church of Christ Family Pavilion in Arlington, located at I20 & Little Road NW of the Southwest Plaza Shopping Center off Church Street.

**QUILTERS' GUILD OF ARLINGTON
2014 ANNUAL FESTIVAL OF QUILTS
"CELESTIAL CELEBRATION"
MAY 2-3, 2014**

SHOW COUNTDOWN - THREE MONTHS!

IN CELEBRATION OF THE QUILTERS' GUILD OF ARLINGTON'S 30TH ANNIVERSARY WE HAVE A VERY SPECIAL DONATION QUILT. CELESTIAL CELEBRATION WAS CHOSEN AS THE 2014 QUILT SHOW THEME. WHICH IS SHOWCASED ON THE QUILT SHOW CARDS.

QGOA ANNUAL FESTIVAL OF QUILTS 2014 WILL BE A SHOW TO REMEMBER BECAUSE OF YOU, OUR TALENTED CREATIVE MEMBERS!

ENTER THE SHOW TO HELP CELEBRATE 30 YEARS OF SERVICE TO THE COMMUNITY & THE ARTS.

HAPPY QUILTING!

QUILT SHOW LINKS

QUILT SHOW DIVISIONS AND CATEGORIES

QUILT SHOW ENTRY INSTRUCTIONS

QUILT SHOW ENTRY FORM

Quilt Show At A Glance

Entry Form Deadline: April 9, 2014

Cost of Entrance: Free to Members, \$10 for non-Members/entry

Quilt Check in: April 30, 2014

Quilt Appraisal Available by Appointment

Divisions and Categories:

One person

Artisan Pieced Quilt

Artisan Appliquéd Quilt

Artisan Wall Quilt

Master Pieced Quilt

Master Appliquéd Quilt

Master Wall Quilt

Two Person

Artisan Two Person Quilt

Master Two Person Quilt

Open Division

Mixed/Other Techniques Quilt

Group Quilt

Art Quilt

Quilted Garment

Celestial Celebration Theme

Kits/Block of the Month Quilt

Other Quilted Items

Textile/Fabric Non-Quilted Items

Donation Division

Miniature Quilt

Nancy's Pink Challenge

Ronald McDonald House Quilt

Non-Judged Division

Non-judged Quilt

Youth Quilt

Novice

2014 Donation Quilt Celestial Beauty

Annis Clapp designed a beautiful quilt for the 2014 Donation Quilt. Celestial Beauty has been entered in the Dallas Quilt show in March and should bring us many opportunities for ticket sales. Postcards publicizing the quilt show and our wonderful Donation Quilt are ready to spread at locations around to draw interest. See Elizabeth Cooper to donate your time to sit with the quilt to sell tickets and pick up your package of tickets at the meeting.



QUILT SHOW VENDORS (so far)

CELESTIAL CELEBRATION

Start saving your cash to support
our wonderful quilt show
vendors

Arlington Sewing Machine

Bestitched

Corner Square Quilts L.L.C

Gifts by Brenda

The Gray Rooster Woodshop

Hands on Tradition

Jenny Bugs Quilting

Jewelry Boutique by Gabrielle

Lone Star House of Quilts

Making Memories Quilt Shop

Peggy's Quilt Studio

Scissor Guy

Sew So Easy

Snip and Pins

Two Bees Fabric

Two Sisters Quilting

Quilt Backs and More

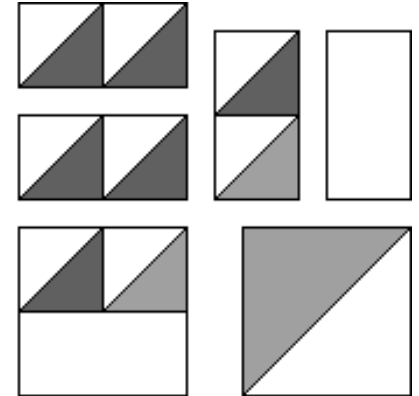
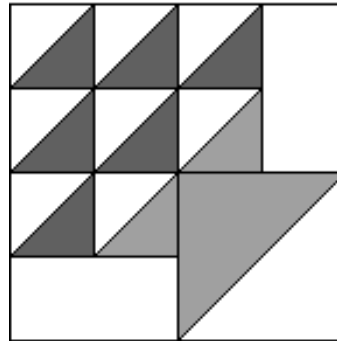
Ya Ya's Sweet Shoppe

We are looking for additional
vendors for our 30th
Anniversary Quilt Show. If
you know of someone is
interested, contact Randa
Dillon

BLOCK PARTY

Simple Flower Basket

12 1/2" Block
(finished 12")



Fabrics: 1930s Reproductions (make as scrappy as you like)

Light fabric (White on White) cut:

- 1 - 6 7/8" square and cut once diagonally (you only need one of the triangles)
- 2 - 3 1/2 X 6 1/2" rectangles
- 4 - 3 7/8" squares and cut once diagonally for a total of 8 half-square triangles

Medium fabric cut:

- 1 - 6 7/8" square and cut once diagonally (you only need one of the triangles)
- 1 - 3 7/8" square and cut once diagonally for a total of 2 half-square triangles

Dark fabric (you may use several darks) cut:

- 3 - 3 7/8" squares and cut once diagonally for a total of 6 half-square triangles

Assembly:

Make 6 Half-Square units from the small dark and light triangles and 2 from the small medium and light triangles. Make 1 Half-Square unit from the large medium and light triangles then assemble as shown.

Monthly Block Party Information:

We will continue with the groups of 12 that make blocks each month as in 2013. At the end of the year we will have a drawing and each participant should win one set of 12 blocks. It is important that each one who participates makes every monthly block so that no one will be short any blocks at the drawing in December 2014. If you don't particularly like the blocks that you win, you will have enough to make a charity quilt. If you don't want to participate in the groups you may make the blocks in Red, White and Blue each month to be donated so that someone can make Wounded Warrior quilts with them. The blocks could also be made for the Ronald McDonald House. You may also make 6"(finished) nine patch blocks in child appropriate fabrics for Project Linus.

Susan FitzGerald President Block for 2013

Materials: Brights and Black solid (no color in Black)

Scrappy Choice— cutting instructions

Dark Batik (a bright color) for Fabric A

Cut 5 2 ¼" squares

Cut 4 2 7/8" squares (HST)


Light Batik for Fabric B

Cut 4 2 ¼" squares

Black for Fabric C

Cut 8 2 ¼" squares

Cut 4 2 7/8" squares (HST)

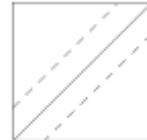


Preparation:

Half Square Triangle (HST)

Draw a diagonal line from corner to corner on the wrong side of each of the Fabric A 2 7/8" squares. Place Fabric A 2 7/8" square and a Black 2 7/8" square right sides together.

Stitch ¼" away from the drawn line on both sides.



Cut the square on the drawn line to yield 8 HST squares. Press the seam allowance toward Fabric A.

Trim the HST to 2 ¼".

Stitch a 2 ¼" Black square between two HST blocks. Make 4.



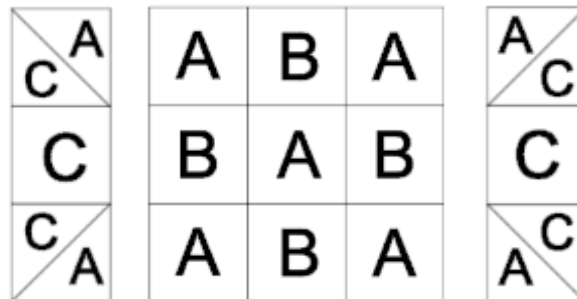
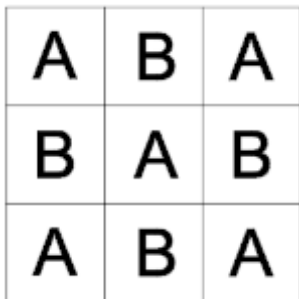
Set 2 aside.

Add a Black 2 ¼" square to each end of HST units to make the top and bottom rows of block.

9 Patch Block

Lay out five 2 ¼" Fabric A squares and four 2 ¼" Fabric B squares.

As shown.





Project Linus

Dear Ladies and Gentlemen: Happy New Year and we are off to a grand start. We have special thanks to Jolene Mershon, Nancy Spell, Janice Farris and Judy Liston for their fabric and/or quilt donations. And a big thanks to Jolene for offering her Pfaff serger with thread and booklet for use to make donation quilts. It will be used a lot, they are very useful. Linda Nabors has it and will use her talent to make some more lovely kid quilts.

We meet the 2nd and 4th Thursdays of the month at SouthCliff Baptist Church 4100 South Loop 820 Ft. Worth. We meet in the entry way and bring our machines or what ever project we are working to finish. We also bring a sack lunch there are drinks in a machine at the church. If you have questions please contact Mary Ann Dew at plinusftw@att.net or 817 294 4625.

Project Linus is happy to accept donations of completed quilts, fabric, and any sewing notions or accessories. Please bring blocks or tops; the children also enjoy crochet or knit blankets also fleece blankets. There are ideas on the Project linus national website.

The hospitals prefer blanket measurements of:

Finished size quilts and tops 40"x44"

Finished older kid size 57"x43" or of similar size

For ideas, check out <http://www.quiltmaker.com/patterns/projectlinus/html> and some darling free kid patterns.

The work we do for our guild and our community enriches us and generations to come.

Sincerely, Elizabeth

SUSAN G. KOMEN FOUNDATION MINIATURE QUILT SILENT AUCTION



Time is ticking away – already February. How are you coming with your miniature quilt for the May auction? The members' choice award for the Nancy's Pink Challenge miniature quilts will be held at the April meeting. Make sure you check the "Nancy's Pink Challenge" rules below so your quilt will qualify. Here is another website to check out for free patterns:

http://quilting.about.com/od/miniaturequilts/tp/miniature_quilts.htm

Remember 100% of the from the auction are given to the Tarrant County Chapter of the Susan G. Komen Foundation. Keep in mind you can either make a regular miniature quilt or a Nancy's Pink Challenge miniature quilt.

The table below compares the two categories. The highlights point out the differences:

Miniature Quilts

No block may be larger than 4"
May be whole cloth (WC) or medallion style (MS)

Must have at least 9 blocks if not WC or MS
Quilts may not exceed 24" on any one side
Quilt may be any color
May be either hand or machine quilted

Nancy's Pink Challenge

No block may be larger than 3"
May **NOT** be whole cloth
May **NOT** be MS unless medallion is 3" and
includes 9 other 3" blocks
Must have at least 9 blocks
Quilts may not exceed 24" on any one side
75% of the quilt must be PINK
May be either hand or machine quilted

An entry form and photo is required for each miniature quilt entered and only those quilts that meet the challenge criteria are eligible. The membership votes on the eligible quilts submitted for the Nancy's Pink Challenge each year at the April general meeting and all the eligible miniature quilts submitted are judged at the May show.

I know some of us think miniatures are challenging, however, I found an article that might provide some help. It also provides lots of free patterns. So check it out and get started. [Miniature Quilts - Tips, Tricks and Free Patterns](#)
If you have any questions please give me a call or drop me an email – Gayle Lacerda @ lacerda@sbcglobal.net or 817.572.5750. Let's get started and make this our largest silent auction every after all is our 30th anniversary!

QGOA Executive Board & Standing Committees 2014

EXECUTIVE BOARD

President	Susan FitzGerald
Vice President	Sharon Ligon
Secretary	Elizabeth Carr
Treasurer	Dwain Edwards
Parliamentarian	Randa Dillon

NEWSLETTER
Historian
Sunshine & Shadow

Jenn Haxton
Sheila Parry
Barb Cain

QUILT SHOW 2014

Judy O'Polka
Kaye Huffman

STANDING & APPOINTED COMMITTEES

PROGRAMS

Sharon Ligon
Kandy Garrett

MEMBERSHIP

Membership Asst
Membership Asst
New Membership Asst
Guild Products

Carol Ramsey
Gloria Speakman
Betty Hancock
Kay Dietrick
Susan Sloan

HOSPITALITY

Door Prizes
Volunteer Hours
Golden Spool
Librarian
Librarian Asst

Malorie Harper
Debby Rake
Randa Dillon
Janice Mowery
Brenda Aigner
Pat Madrid

GUILD ACTIVITIES

Block Party
Presidents Blocks
Display Case
Retreat Coordinator
Away Retreat Coordinator
TAQG Representative

Charlotte Humphrey
Charlotte Humphrey
Charlotte Humphrey
Billie Brecheen
Libby McDuffie
Sharon Schroeder
Carolyn Troupe

COMMUNITY OUTREACH

Susan G. Komen
Project Linus
Safe Haven
Wounded Warriors
Ronald McDonald

Janice Christy
Gayle Lacerda
Elizabeth Cooper
Patsy Martin
Jolene Mershon
Annette DeBose
Pearl Nettles

DONATION QUILT

Donation Quilt 2014
Donation Quilt 2015

Elizabeth Cooper
Nancy Spell

WEBSITE COORDINATOR

Website

Dottie Hughes
Art Parry

PUBLICITY

Permanent Quilt Collection

Rose Kauhane
YOUR NAME HERE

Email address to contact officers: support@qgoa.org,
or refer to the current directory for specific
information.



For Late Breaking QGOA News

You'll always know the latest information when you join the QGOA Yahoo Group; it is quick and easy. Go to the guild home page at www.QGOA.org and click on the link.

If you have any questions, please contact Barb Cain at bjc207@sbcglobal.net



IN CASE OF INCLEMENT WEATHER:

IN GENERAL, WE WILL DO WHAT THE UNIVERSITY OF TEXAS OF ARLINGTON DOES. IF THEY CANCEL EVENING CLASSES WE WILL CANCEL GUILD AND BOARD MEETINGS.



Guild Refreshments

January: C

February: H, V

March: M

April: S, Z, E

May: A, D

June: POTLUCK (Board-Desserts)

July: G, L

August: B, K, O

September: F, I, J, Q

October: N, P, R

November: T, U, W, X, Y

December: POTLUCK (Board-Desserts)

Please help at the membership table; signing in & greeting members & guests during your assigned month. Please mark your calendars.



Volunteer Hours

15 volunteers recorded 460 hours for January!

Thanks to all who share the joy of quilting with others.
Make sure you turn your hours in each month.

Safe Haven Donations

*We will accept travel size toiletry items throughout the year.
ALL items should be new and unused including toiletries.*

January: Diapers, baby wipes

February: Children's socks

March: Children's underwear

April: Shampoo, brush, comb, etc.

May: Toothbrush, toothpaste, floss

June: Women's underwear

July: Feminine hygiene products

August: School Supplies

September: Soap and towels

October: Prepackaged snacks – Granola bars,
Goldfish crackers, etc.

November: Children's toys

December: Mittens, scarves or hats

Meet & Greet

One of the exciting things about being a member of the guild is meeting new people. Let's strive to introduce ourselves to visitors and new members this year. Also, get to know some of the current members you have never met. Perhaps invite someone for dessert and coffee or to join you at your next stitch group meeting.

STITCH GROUPS

Guild members are cordially invited to join a sewing group for fellowship and stitching. Most groups have room for new members.

Friendship Stitchers

Meets the 1st & 3rd Thursdays

10:00 a.m. at First Christian Church

Contact: Helga Smith

Etcetera Art Quilt Group

Meets @ Lone Star House of Quilts

1st Thursday of the Month 7 p.m. to 8:30 p.m.

Contact: Denny Cornett

The Piecemakers

Meets @ Bob Duncan Community Center

2nd & 4th Thursdays

6:00 p.m. to 10:00 p.m.

Contact: Linda McPherson

Sew-N-Sews

Meets @ Trinity United Methodist Church

1200 W Green Oaks Room A208

1st Monday of the month unless it is a Holiday

10 a.m. to 3 p.m.

Bring your lunch and \$3 per person per meeting as a donation to the church

Contact: Randa Dillon or Carolyn Bowden

Dear Jane Club

Meets @ Our Savior Evangelical Lutheran Church

3901 SW Green Oaks Blvd

2nd Monday of the Month 10 a.m. to 12:00 p.m.

Contact: Sherry Livingston

Greetings Guild Members,

2014 is going to be an exciting year for our guild. QGOA will be celebrating its 30th birthday!

In honor of this milestone, I am compiling a digital scrapbook of the first 30 years. The finished book will be a 12 X 12 hardbound book that will be placed in our library for all to check out and enjoy.

In preparation of this task I am pulling from the scrapbooks of our past. But I would also love to have copies of any photos or other memorabilia you might like to share.

Another idea I had for our book is to possibly put quotes or memories our members have from years past - like memories from quilt shows, speakers, workshops, etc. Also, if members would like to give me a brief note on what quilting means to them or how they got started quilting. These personal tidbits will be scattered throughout the scrapbook.

I highly encourage everyone that thinks about it through next year, to take pictures and email them to me. And when you email them, please identify people, place, date, event, etc.

And finally, when we order our digital scrapbook, I will take orders for members if anyone wants a copy of their own. Another option I will be looking at will be to do some sort of power point presentation to music that could be sold to guild members as well.



30 years ago.....

We are celebrating our 30th year . We are proud of our members and this year 2014 we will have our third cookbook and special t-shirts and pin. Annis Clapp designed the quilt for 2014 and we are proud to be using one of the blocks for our 30th celebration pins and shirts. We have three of the original charter members still members, only one member has been a member the whole 30 years Ouida Bost, Jane Kee and Janice Mowery are the other two charter members.

The Quilters Guild of Arlington (QGOA) is a non-profit organization established in 1984 to preserve and encourage the art of quilting, provide instruction for guild members and education for the public, and to promote a gathering of people with this common interest.

In 1980, Arlington had no quilt guild but did have classes for quilting at the Fielder Museum.

Shirley Brix was one of the instructors and Becky Zook had just moved into the area. It was decided that possibly Arlington needed a Guild and a Quilt shop. In August 1984, letters were sent to all that had taken classes; to see if there was enough interest. The first meeting was held at First Christian Church on Collins in Arlington. Over 75 people showed up. 35 people immediately said a quilt guild was a great idea.

Discussions of a quilt show came up the first night. Janice Mowery mentioned to a friend we need a smaller project. Sue Child stood up and said we should do a quilt. So the first night the guild sent Janice Mowery to come back with ideas. This quilt turned into a Sesquicentennial Quilt to be given to the city of Arlington. It took a year for the quilt to be completed. It is still hanging at city hall in the display case donated by the Arts Council. The Berry Patch donated all the fabric for the quilt.

Laura Ashley fabric wanted wall hanging made from some drawing from elementary schools and Dallas Quilt Guild recommended QGOA. We were to make the blocks out of 90% Laura Ashley fabric and we could keep all the money from the raffle sales in the guild. The deposit and raffle sales helped us on our way to our first Quilt show.

Trinity Valley Quilt Guild rented us there standards for our first show. To be continued.

Janice Mowery, Charter member

★ QUILT EVENTS ★

IQUILT BLENDING TECHNOLOGY WITH TRADITIONAL QUILTING

BEAR CREEK QUILT GUILD

February 21-22, 2014

North Richland Hills Centre

6000 Hawk Lane, North Richland Hills, TX

Cost \$7 FRI 9-5 & SAT 9-5

www.bearcreekquiltguild.org/show/quilt_show.htm

SHADES OF TEXAS QUILT SHOW

CROSSROADS TO TEXAS QUILT GUILD (KILLEEN)

Celebrating the 30th anniversary of the Guild

March 14-15, 2014

Killeen Civic and Conference Center

3601 South W.S. Young Drive, Killeen, TX

FRI-SAT 9-5

<http://www.cttquiltguild.org/>

DALLAS QUILT CELEBRATION

March 7-9, 2014

Dallas Market Hall

I-35 & Market Center Blvd, Dallas, TX

Cost \$10 at the Door, Advance Tickets \$8

FRI-SAT 10-5 SUN 12-5

www.quiltersguildofdallas.org/quiltcelebration2014/

33RD ANNUAL TYLER QUILT SHOW

QUILTERS' GUILD OF EAST TEXAS

March 21-22, 2014

Harvey Convention Center

2000 W Front St (Hwy 31 W) Tyler, TX

Cost \$6 FRI-SAT 10-5

http://www.qgetx.org/Quilt_Show.html

January Show and Tell

Presented by	Name of Quilt	Maker and Quilter	Description
Jennifer Rike	Redeux	Jennifer Rike	eBag from an old quilt
Elaine Grasher	Goldaline Lou	Elaine Grasher	Pink/Blue baby quilt for great niece



Ronald McDonald Challenge

This is a way to do something for a child going through a bad time. It is also a way to do something that will give you pleasure. Choose a pattern you want to do, go through the fabrics in your stash, and choose ones that go with the challenge fabric. Go outside your usual box and have fun! Kits available for purchase at the Guild Meetings. Deadline is April 1!

Pearl Nettles

Date	QGOA Programs & Workshops at a Glance
February 11, 2014	Pam Gantz from Batiks Galore ~ How Batiks are Made
March 11, 2014	Donna Lynn Thomas ~ Fearless Fabric: How to Color Your Quilts
March 12, 2014	WORKSHOP ~ Garden Glory
April 8, 2014	Brenda Perry ~ Confessions of a Quiltaholic
May 13, 2014	MJ Fielek ~ Bucket List Quilts
June 10, 2014	POTLUCK Supper and Strip Poker
July 8, 2014	Diane Durand ~ Quilts, Tacos and Tattoos Book Review and Trunk Show
August 12, 2014	Members Demo Stations
September 9, 2014	Tana Mueller ~ Crayon Techniques
September 10, 2014	WORKSHOP ~ Snowman Crayon Art
October 14, 2014	Sharon and Loren Wilhelm ~ A Lighthearted Look at Quilts and Poetry
November 11, 2014	Judy Howard from Buckboard Quilts ~ Civil War Trunk Show
December 9, 2014	POTLUCK Supper and Brown Bag Auction

Show and Tell

Date: _____

Presented by: _____

Name of Quilt: _____

Maker of Quilt: _____

Quilter (if different): _____

Description: _____



The Quilting Bee

Quilters' Guild of Arlington
PO BOX 13232
Arlington, TX 76094
www.qgoa.org

Lone Star House of Quilts

Established 2003

*Your Hometown
Quilt Shop*

***Celebrate President's Day
During
February***



*Bring this Ad into the Shop
and receive
1 Fat Quarter FREE!*

*Offer good only during February
2014*

One Free Fat Quarter Per Customer/Feb 2014

Lone Star House of Quilts / 1210 W. Abram St., Arlington, TX 76013 / 817-277-4749

lonestarhouseofquilts@gmail.com

www.lonestarhouseofquilts.com