

The Quilting Bee

Quilters' Guild of Arlington

www.qgoa.org



Volume XXX Issue 3

March 2014

Meeting Reminders:

Refreshments:

Mar—M

Apr—E,S,Z

Safe Haven:

Mar—Children's underwear

Apr—Shampoo, brush, comb, etc.

Don't forget!

- Name Tag
- Show & Tell
- Block Party
- Linus Quilts
- Patriotic Blocks
- President's Block
- Challenge
- Swap Items



2014 Guild Officers

President: Susan FitzGerald

Vice President: Sharon Ligon

Secretary: Elizabeth Carr

Treasurer: Dwain Edwards

March Meeting

March 11 – Donna Lynn Thomas “Fearless Fabric: How to Color Your Quilts” Donna has been sewing since the age of four and quilting since 1975. She is the author of many previous quilt titles with Martingale, Inc. teaching precision rotary cutting and machine piecing: Small Talk, Shortcuts, A Perfect Match, Shortcuts to the Top, Stripples, Stripples Strikes Again!, Scrappy Duos, and the designer of the Bias Stripper™ ruler. Portable Patchwork: Who Says You Can't take it With You!, about integrating hand and machine piecing, was published by Kansas City Star books in 2008. She earned her National Quilting Association certification for basic quilt making (NQACT) in 1988.



March Workshop—Garden Glory

We still have seats open for the workshop. Donna has written over a dozen good books with helpful information and precision tips. She has developed three ways to pull fabric for her quilts. She makes it easier by choosing fabrics for block pairs and keeping one piece of the blocks the same throughout the quilt. In the double aster blocks she is teaching us at the workshop, we will be using these techniques and more, using her method for making striped triangles and a partial seam technique. She loves to develop easy precision piecing techniques. Sign up NOW!

NEXT MONTH'S FEATURE:

April 8—Brenda Perry “Confessions of a Quiltaholic” She will be presenting a trunk show of more than 50 quilts and sharing some of their fascinating stories with us. She is known for her humorous presentations.



Meeting Location

Bob Duncan Center – Vandergriff Park

2800 S Center St Arlington, TX 76014

Meetings 2nd Tuesday each month

Doors open at 6:30 ~ Meeting at 7:00

Words from Our Guild President

Celebrate March!

March, time to spring forward, the color green popping up all around with brighter warmer days, St. Patrick's Day celebrations and the first day of Spring!

Did I mention it's almost St. Patrick's Day? I am half Irish, and I've always been pretty lucky, but luck is not only for the Irish... After all, everyone is a little Irish on St. Patty's Day! Let's 'Celebrate' March by "Wearing of the GREEN" at the general meeting!

Who needs shamrocks for luck when we have members who are busy making quilts to enter in our annual show. They work all day and work all night to make sure we have the perfect amount of quilts to be displayed! The only way to track down our 2014 Directory is to follow the sound of Leprechaun Carol Ramsey's hammering of the keys. They say if you catch her, she'll promise to take you to her pot of gold, aka, directories. Thank you Carol for burning the midnight oil and publishing our directory!

Meanwhile, some of our Lasses and Laddies are thinking **PINK** and working on mini quilts for the Nancy's Pink Challenge. Gayle Lacerda is anxiously awaiting your donations for the challenge and for the Susan G. Komen Auction. Annette DeBose and Pearl Nettles have been busy selling Ronald McDonald Challenge kits. All three of these categories have special show ribbons and prizes. There's still time to create, make, and donate!

Look for Susan Sloan at our next meeting. She will have samples of our new T-shirts and she will be taking advances orders at the March meeting. Shirts can be picked up at the April meeting.

May your blessings outnumber the shamrocks that grow, and may trouble avoid you wherever you go. ~ Irish Blessing

My Irish Eyes are Smiling,
Susan

March Birthdays

- 1 - Elizabeth Carr
- 3 - Sharon Dodson
- 3 - Sandy Ellison
- 4 - JoAnn Eubank
- 16 - Elizabeth Cooper
- 20 - Sharon Schroeder
- 23 - Carolyn Bowden
- 24 - Dwain Edwards
- 25 - Melba Drennan
- 29 - Carol Lally
- 30 - Gayle Lacerda





TAQG NEWS
 Dr. Carolyn Troupe
 Guild Representative

MARK YOUR CALENDAR, July 12, 2014, Sat. Pat Speth, creator of “Nickel Quilts”, will be the guest lecturer. TAQG will be sponsoring two, 2-day workshops, one before and one after the Saturday RALLY DAY. Please, check out the TAQG web-site, www.taqq.org for all the details.


IN PREPARATION for Rally Day, our guild needs to work on mini-quilts for the TAQG Auction. Mini-quilts should measure no more than 24” x 24”. TAQG is looking for are donations of mini-quilts OR other well-made fiber crafted items for the auction. PRIZES will be awarded for Viewer’s Choice and the two quilts earning the most money. Please, check out the TAQG table at the next meeting or e-mail your rep at c_troupe@sbcglobal.net.

Don’t miss out on the summer fun. Bring monies (\$5.00) for lunch , raffle ticket , Rally Day pin, and T-shirt.

Golden Spool

Please remember to fill out a form and get it to Janice Mowery for a Golden Spool . The board will vote on the nominee and the awards are presented in June and December.

Janice Mowery, Golden Spool



12x12 Quilt Challenge
Due March
Theme: Time

Denny Cornett announced our next theme. Your "Time" quilts will be due at the March meeting.

Have fun!

Debby, Denny, and Pat

QGOA NEWSLETTER AD RATES

SIZE	1MO	3MO	1 YR	Email ad to: jshaxton@gmail.com
1/8 PAGE	\$7.50	\$22	\$85	Make payments to: QGOA
1/4 PAGE	\$15	\$40	\$150	Mail payments to: Jenn Haxton, editor
1/2 PAGE	\$30	\$75	\$270	717 Bunker Hill
1/2 PAGE (BACK)	\$40	\$105	\$378	Arlington, TX 76011
FULL PAGE	\$60	\$150	\$540	

All ads must be print ready and fit the size requirement. Ads must be received by the 15th of the month prior to the desired publication month. Email preferred.

Quilt Appraisal FAQs

1. Why should I get my quilt appraised?

Most insurance policies require an appraisal to list an item as “scheduled” property. Without insurance, damage or loss to your quilt might not be covered by your insurance policy. Many insurance companies will only reimburse you for the cost of “bedcovering” (that’s a blanket!). In addition to the damage a quilt or wearable art garment might sustain during its lifetime, these items have become the targets of theft and victims of natural disasters as witnessed by quilters in flood and fire areas lately. Many quilts have disappeared while being shipped to shows across the country. Many quilt and wearable art show organizers, gallery owners, shippers, and even some local quilt store owners are now requiring appraisals for quilts or wearable art on display that will meet their insurance requirements while the item is in their care.

2. Is my quilt worth enough to have it appraised? I just made it from scraps.

For insurance replacement purposes, an appraiser will figure the cost to reconstruct or remake the quilt. These costs include: (1) The purchase of comparable fabric, thread, batting and embellishments if used. (2) Labor to wash, iron, cut and otherwise prepare the fabric. (3) Labor of a comparable skill level to construct the quilt top. (4) Labor and skill to quilt in a comparable manner and (5) labor to complete the binding. If you figure these costs, YES! Your quilt is worth enough to have it appraised.

3. Do you appraise new quilts or only old quilts?

I appraise both old and new. The approach is different for old quilts than for new quilts but both are worth discovering the value!

4. Do I need an appraisal to sell my antique quilt?

It depends. The more valuable the quilt, the more likely an appraisal will be of benefit in the sale. For many quilts, it is possible that an oral appraisal to give you an idea of the fair market value. I also can give you suggestions about selling your quilt but of course, no guarantees that you can sell your quilt!

5. Can you appraise from a photo?

No. I have to see, touch and feel the quilt. A physical examination of the quilt is required to do the appraisal.

6. Are there different types of appraisals? What kind do I need?

There are 3 types of appraisals: insurance, fair market value and donation (*Curiosity falls under insurance*). Insurance gives you a replacement value. Fair Market Value gives you what the quilt would sell for at “Fair market prices” and donation value is used when you are planning to donate your quilt and use it as a tax deduction.

7. What can I expect at an appraisal?

I will examine your quilt. This will include measurements, photographs, and notes on the descriptions of the pattern and quilting. Any information you have about the maker, the quilter, and awards the quilt has won or any other information about the quilt should be given to me. Within 2 weeks, I will mail your appraisal to you.

8. What if I can’t afford to get all of my quilts appraised?

I understand! If you have several quilts, make a plan to get one or two appraised on a regular basis. Some clients get a newly finished quilt appraised and bring along another each time. Until you can get all of your quilts appraised, document each one with photos and measurements. This will provide you with some proof in case of any problems or loss.

9. What makes a quilt more valuable?

Condition. Workmanship. Rarity. Condition. Design. Historical interest. Condition. Did I mention condition?

10. Do I need to use a certified appraiser?

You could have someone do an appraisal that isn’t certified. But if you ever need to use that appraisal to collect an insurance claim, for example, the insurance company could certainly argue the value because the appraiser did not have training and testing. If necessary, a certified appraiser can testify in court with confidence that the values assigned to the quilt have been researched, records have been kept and proof of how the value was set can be shown.

Make an appointment to have your quilts appraised at the Quilt Show with Lisa Erlandson, Certified Quilt Appraiser—\$45 per quilt with \$5 going back to our Guild.

Next Workshop

March 12 - Donna Lynn Thomas "Garden Glory"

Learn how to make simple striped triangles, perfect bias squares, and how to sew partial seams while making pairs of Aster blocks for this pretty garden quilt. Confident beginner. Machine piecing and rotary-cutting experience required. The Workshop is Wednesday, March 12th from 9am til 4pm at The Pleasant Ridge Church of Christ. The cost is \$40 for members, \$45 for non-members. The registration form is also on the website under FORMS. You can sign up at the meeting or contact Sharon Ligon for more information.



WORKSHOP REGISTRATION FORM

(Please use this form to register for all upcoming workshops. You may photo copy this form.)

Name: _____

Address: _____

City: _____ State: _____ Zip: _____

Phone: _____ Email Address: _____

Workshop Name: _____

Workshop Date: _____

Form of Payment: (circle one) Check Cash

Cost is \$40 for members/\$45 for non-members. Please make all checks payable to QGOA.

Payment must be received to hold your space in the workshop. Enrollment is on first come first serve basis.

Please sign-up at a meeting at the Program Section of the Sign-In Table or send your registration form with full payment to:

Quilters' Guild of Arlington
PO BOX 13232
Arlington, TX 76094-0232.

Notify the Vice President, Sharon Ligon, that you wish to sign up.

Please pick up your supply sheet at the Guild meeting or check the website link

<http://qgoa.org/forms/201403WorkshopSupplyList.pdf>

Workshops are held at from 9 a.m. to 4 p.m. Pleasant Ridge Church of Christ Family Pavilion in Arlington, located at I20 & Little Road NW of the Southwest Plaza Shopping Center off Church Street.

**QUILTERS' GUILD OF ARLINGTON
2014 ANNUAL FESTIVAL OF QUILTS
"CELESTIAL CELEBRATION"
MAY 2-3, 2014**

SHOW COUNTDOWN - TWO MONTHS!

IN CELEBRATION OF THE QUILTERS' GUILD OF ARLINGTON'S 30TH ANNIVERSARY WE HAVE A VERY SPECIAL DONATION QUILT. CELESTIAL CELEBRATION WAS CHOSEN AS THE 2014 QUILT SHOW THEME. WHICH IS SHOWCASED ON THE QUILT SHOW CARDS.

QGOA ANNUAL FESTIVAL OF QUILTS 2014 WILL BE A SHOW TO REMEMBER BECAUSE OF YOU, OUR TALENTED CREATIVE MEMBERS!

ENTER THE SHOW TO HELP CELEBRATE 30 YEARS OF SERVICE TO THE COMMUNITY & THE ARTS.

HAPPY QUILTING!

QUILT SHOW LINKS

QUILT SHOW DIVISIONS AND CATEGORIES

QUILT SHOW ENTRY INSTRUCTIONS

QUILT SHOW ENTRY FORM

Quilt Show At A Glance

Entry Form Deadline: April 9, 2014

Cost of Entrance: Free to Members, \$10 for non-Members/entry

Quilt Check in: April 30, 2014

Quilt Appraisal Available by Appointment

Divisions and Categories:

One person

Artisan Pieced Quilt

Artisan Appliquéd Quilt

Artisan Wall Quilt

Master Pieced Quilt

Master Appliquéd Quilt

Master Wall Quilt

Two Person

Artisan Two Person Quilt

Master Two Person Quilt

Open Division

Mixed/Other Techniques Quilt

Group Quilt

Art Quilt

Quilted Garment

Celestial Celebration Theme

Kits/Block of the Month Quilt

Other Quilted Items

Textile/Fabric Non-Quilted Items

Donation Division

Miniature Quilt

Nancy's Pink Challenge

Ronald McDonald House Quilt

Non-Judged Division

Non-judged Quilt

Youth Quilt

Novice

2014 Donation Quilt

Celestial Beauty

The guild 2014 donation quilt is off to a good start, but we have a very long way to go to measure up to the job Randa and the guild did last year. Please check with me to receive your packet of tickets and to sign up to take the quilt to offer tickets for sale to other guilds. This is the major fund raising effort we do and it requires each of us to sell or promote or even purchase tickets and fill in your own name. So come see me at guild meeting or Friendship and get some a tickets and we can try to do as good a job as last year for our guild and the charity of our choice.

Elizabeth Cooper



QUILT SHOW VENDORS (so far)

CELESTIAL CELEBRATION

Start saving your cash to support
our wonderful quilt show
vendors

Arlington Sewing Machine

Bestitched

Corner Square Quilts L.L.C

Gifts by Brenda

The Gray Rooster Woodshop

Hands on Tradition

Jenny Bugs Quilting

Jewelry Boutique by Gabrielle

Lone Star House of Quilts

Making Memories Quilt Shop

Peggy's Quilt Studio

Scissor Guy

Sew So Easy

Snip and Pins

Two Bees Fabric

Two Sisters Quilting


Quilt Backs and More

Ya Ya's Sweet Shoppe

We are looking for additional
vendors for our 30th
Anniversary Quilt Show. If
you know of someone is
interested, contact Randa
Dillon

BLOCK PARTY

Grandmother's Choice 10 1/2" (10" finished)



Fabrics: Reds

Dark red:

Cut 5 – 2 1/2" squares

Cut 2 – 4 7/8" squares and cut once diagonally.

Light red or red on white:

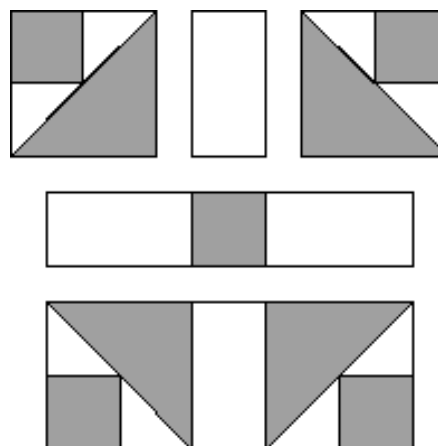
Cut 4 – 2 1/2" X 4 1/2" rectangles

Cut 4 – 2 7/8" squares and cut once diagonally for 8 half-square triangles.

Sew light triangles to the 2 1/2" square as shown, pressing toward the light triangles. Join to the dark triangle, pressing to the dark. Make 4 of these units.

Assemble block as shown below, pressing toward dark square and dark triangles.

Press the last 2 seams outward. This way of pressing will allow the block to lie flat.



Monthly Block Party Information:

We will continue with the groups of 12 that make blocks each month as in 2013. At the end of the year we will have a drawing and each participant should win one set of 12 blocks. It is important that each one who participates makes every monthly block so that no one will be short any blocks at the drawing in December 2014. If you don't particularly like the blocks that you win, you will have enough to make a charity quilt. If you don't want to participate in the groups you may make the blocks in Red, White and Blue each month to be donated so that someone can make Wounded Warrior quilts with them. The blocks could also be made for the Ronald McDonald House. You may also make 6"(finished) nine patch blocks in child appropriate fabrics for Project Linus.

Susan FitzGerald President Block for 2013

Materials: Brights and Black solid (no color in Black)

Scrappy Choice— cutting instructions

Dark Batik (a bright color) for Fabric A

Cut 5 2 ¼" squares

Cut 4 2 7/8" squares (HST)


Light Batik for Fabric B

Cut 4 2 ¼" squares

Black for Fabric C

Cut 8 2 ¼" squares

Cut 4 2 7/8" squares (HST)

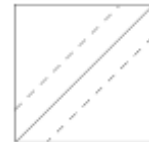


Preparation:

Half Square Triangle (HST)

Draw a diagonal line from corner to corner on the wrong side of each of the Fabric A 2 7/8" squares. Place Fabric A 2 7/8" square and a Black 2 7/8" square right sides together.

Stitch ¼" away from the drawn line on both sides.



Cut the square on the drawn line to yield 8 HST squares. Press the seam allowance toward Fabric A.

Trim the HST to 2 ¼".

Stitch a 2 ¼" Black square between two HST blocks. Make 4.



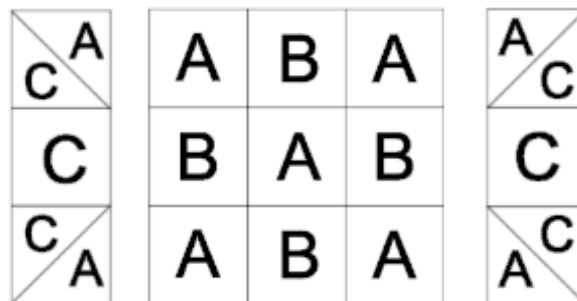
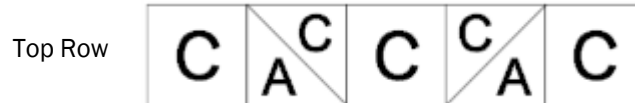
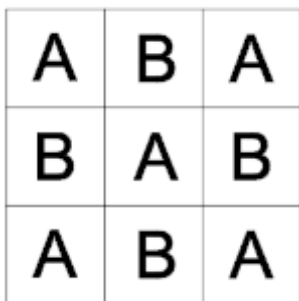
Set 2 aside.

Add a Black 2 ¼" square to each end of HST units to make the top and bottom rows of block.

9 Patch Block

Lay out five 2 ¼" Fabric A squares and four 2 ¼" Fabric B squares.

As shown.





Dear Ladies and Gentlemen:

We have a wonderful start to the new year. A special thanks to Janice Farris, Judy Liston, Ouida Bost, Jolene Mershonl. They have graciously given Linus blankets, fabric, pre-cut kits, quilt tops and quilts.

Please join us to make quilts the 2nd and 4th Thursdays of the month at Southcliff Baptist Church from 9 to 3 pm in the entry way of the church. The website has loads of information about what we do for the community. If you have questions please contact Mary Ann Dew at plinusftw@att.net or 817 294 4625.

Project Linus is happy to accept donations of completed quilts, fabric, and any sewing notions or accessories. Please bring blocks or tops; the children also enjoy crochet or knit blankets also fleece blankets. There are ideas on the Project Linus national website.

The hospitals prefer blanket measurements of:

Finished size quilts and tops 40"x44"

Finished older kid size 57"x43" or of similar size

For ideas, check out <http://www.quiltmaker.com/patterns/projectlinus/html> and some darling free kid patterns.

The work we do for our guild and our community enriches us and generations to come.

Sincerely, Elizabeth

SUSAN G. KOMEN FOUNDATION MINIATURE QUILT SILENT AUCTION



At the April meeting we will be voting for the Nancy's Pink Challenge Members' Choice award. In order to be eligible for the voting, miniature quilts must follow the criteria listed in the chart below under "Nancy's Pink Challenge" and tuned in with a completed entry form and photo.

100% of the from the auction are given to the Tarrant County Chapter of the Susan G. Komen Foundation. Keep in mind you can either make a regular miniature quilt or a Nancy's Pink Challenge miniature quilt.

The table below compares the two categories. The highlights point out the differences:

Miniature Quilts

No block may be larger than 4"
May be whole cloth (WC) or medallion style (MS)

Must have at least 9 blocks if not WC or MS
Quilts may not exceed 24" on any one side
Quilt may be any color
May be either hand or machine quilted

Nancy's Pink Challenge

No block may be larger than 3"
May **NOT** be whole cloth
May **NOT** be MS unless medallion is 3" and includes 9 other 3" blocks
Must have at least 9 blocks
Quilts may not exceed 24" on any one side
75% of the quilt must be PINK
May be either hand or machine quilted

An entry form and photo is required for each miniature quilt entered and only those quilts that meet the challenge criteria are eligible. The membership votes on the eligible quilts submitted for the Nancy's Pink Challenge each year at the April general meeting and all the eligible miniature quilts submitted are judged at the May show.

I know some of us think miniatures are challenging, however, I found an article that might provide some help. It also provides lots of free patterns. So check it out and get started. [Miniature Quilts - Tips, Tricks and Free Patterns](#)
If you have any questions please give me a call or drop me an email - Gayle Lacerda @ lacerda@sbcglobal.net or 817.572.5750. Let's get started and make this our largest silent auction every after all is our 30th anniversary!

QGOA Executive Board & Standing Committees 2014

EXECUTIVE BOARD

President	Susan FitzGerald
Vice President	Sharon Ligon
Secretary	Elizabeth Carr
Treasurer	Dwain Edwards
Parliamentarian	Randa Dillon

NEWSLETTER
Historian
Sunshine & Shadow

Jenn Haxton
Sheila Parry
Barb Cain

QUILT SHOW 2014

Judy O'Polka
Kaye Huffman

STANDING & APPOINTED COMMITTEES

PROGRAMS

Sharon Ligon
Kandy Garrett

MEMBERSHIP

Membership Asst
Membership Asst
New Membership Asst
Guild Products

Carol Ramsey
Gloria Speakman
Betty Hancock
Kay Dietrick
Susan Sloan

HOSPITALITY

Door Prizes
Volunteer Hours
Golden Spool
Librarian
Librarian Asst

Malorie Harper
Debby Rake
Randa Dillon
Janice Mowery
Brenda Aigner
Pat Madrid

GUILD ACTIVITIES

Block Party
Presidents Blocks
Display Case
Retreat Coordinator
Away Retreat Coordinator
TAQG Representative

Charlotte Humphrey
Charlotte Humphrey
Charlotte Humphrey
Billie Brecheen
Libby McDuffie
Sharon Schroeder
Carolyn Troupe

COMMUNITY OUTREACH

Susan G. Komen
Project Linus
Safe Haven
Wounded Warriors
Ronald McDonald

Janice Christy
Gayle Lacerda
Elizabeth Cooper
Patsy Martin
Jolene Mershon
Annette DeBose
Pearl Nettles

DONATION QUILT

Donation Quilt 2014
Donation Quilt 2015

Elizabeth Cooper
Nancy Spell

WEBSITE COORDINATOR

Website

Dottie Hughes
Art Parry

PUBLICITY

Permanent Quilt Collection

Rose Kauhane
YOUR NAME HERE

Email address to contact officers: support@qgoa.org,
or refer to the current directory for specific
information.



For Late Breaking QGOA News

You'll always know the latest information when you join the QGOA Yahoo Group; it is quick and easy. Go to the guild home page at www.QGOA.org and click on the link.

If you have any questions, please contact Barb Cain at bjc207@sbcglobal.net



IN CASE OF INCLEMENT WEATHER:

IN GENERAL, WE WILL DO WHAT THE UNIVERSITY OF TEXAS OF ARLINGTON DOES. IF THEY CANCEL EVENING CLASSES WE WILL CANCEL GUILD AND BOARD MEETINGS.



Guild Refreshments

January: C
 February: H, V
March: M
 April: S, Z, E
 May: A, D
 June: POTLUCK (Board-Desserts)
 July: G, L
 August: B, K, O
 September: F, I, J, Q
 October: N, P, R
 November: T, U, W, X, Y
 December: POTLUCK (Board-Desserts)

Please help at the membership table; signing in & greeting members & guests during your assigned month. Please mark your calendars.



Safe Haven Donations

*We will accept travel size toiletry items throughout the year.
 ALL items should be new and unused including toiletries.*

January: Diapers, baby wipes
 February: Children's socks
March: Children's underwear
 April: Shampoo, brush, comb, etc.
 May: Toothbrush, toothpaste, floss
 June: Women's underwear
 July: Feminine hygiene products
 August: School Supplies
 September: Soap and towels
 October: Prepackaged snacks – Granola bars, Goldfish crackers, etc.
 November: Children's toys
 December: Mittens, scarves or hats

Meet & Greet

One of the exciting things about being a member of the guild is meeting new people. Let's strive to introduce ourselves to visitors and new members this year. Also, get to know some of the current members you have never met. Perhaps invite someone for dessert and coffee or to join you at your next stitch group meeting.

STITCH GROUPS

Guild members are cordially invited to join a sewing group for fellowship and stitching. Most groups have room for new members.

Friendship Stitchers

Meets the 1st & 3rd Thursdays
 10:00 a.m. at First Christian Church
 Contact: Helga Smith

Etcetera Art Quilt Group

Meets @ Lone Star House of Quilts
 1st Thursday of the Month 7 p.m. to 8:30 p.m.
 Contact: Denny Cornett

The Piecemakers

Meets @ Bob Duncan Community Center
 2nd & 4th Thursdays
 6:00 p.m. to 10:00 p.m.
 Contact: Linda McPherson

Sew-N-Sews

Meets @ Trinity United Methodist Church
 1200 W Green Oaks Room A208
 1st Monday of the month unless it is a Holiday
 10 a.m. to 3 p.m.
 Bring your lunch and \$3 per person per meeting as a donation to the church
 Contact: Randa Dillon or Carolyn Bowden

Dear Jane Club

Meets @ Our Savior Evangelical Lutheran Church
 3901 SW Green Oaks Blvd
 2nd Monday of the Month 10 a.m. to 12:00 p.m.
 Contact: Sherry Livingston

Greetings Guild Members,

2014 is going to be an exciting year for our guild. QGOA will be celebrating its 30th birthday!

In honor of this milestone, I am compiling a digital scrapbook of the first 30 years. The finished book will be a 12 X 12 hardbound book that will be placed in our library for all to check out and enjoy.

In preparation of this task I am pulling from the scrapbooks of our past. But I would also love to have copies of any photos or other memorabilia you might like to share.

Another idea I had for our book is to possibly put quotes or memories our members have from years past - like memories from quilt shows, speakers, workshops, etc. Also, if members would like to give me a brief note on what quilting means to them or how they got started quilting. These personal tidbits will be scattered throughout the scrapbook.

I highly encourage everyone that thinks about it through next year, to take pictures and email them to me. And when you email them, please identify people, place, date, event, etc.

And finally, when we order our digital scrapbook, I will take orders for members if anyone wants a copy of their own. Another option I will be looking at will be to do some sort of power point presentation to music that could be sold to guild members as well.



**NEW 30th
Anniversary
T-shirts
Pre-Order
yours
NOW!**



T-SHIRT PRE-ORDER FORM

Name: _____

Phone: _____ Email Address: _____

Circle Size: S M L XL 2XL 3XL 4XL

Cost is \$15

Form of Payment: (circle one) Check Cash

Please make all checks payable to QGOA.

Please drop off your form at the Membership Table at the March Meeting or send your order form with full payment to:

Quilters' Guild of Arlington
PO BOX 13232
Arlington, TX 76094-0232.

★ QUILT EVENTS ★

DALLAS QUILT CELEBRATION

March 7-9, 2014
 Dallas Market Hall
 I-35 & Market Center Blvd, Dallas, TX
 Cost \$10 at the Door, Advance Tickets \$8
 FRI-SAT 10-5 SUN 12-5
www.quiltersguildofdallas.org/quiltcelebration2014/

SHADES OF TEXAS QUILT SHOW

CROSSROADS TO TEXAS QUILT GUILD (KILLEEN)

Celebrating the 30th anniversary of the Guild

March 14-15, 2014
 Killeen Civic and Conference Center
 3601 South W.S. Young Drive, Killeen, TX
 FRI-SAT 9-5
<http://www.cttquiltguild.org/>

33RD ANNUAL TYLER QUILT SHOW

QUILTERS' GUILD OF EAST TEXAS

March 21-22, 2014
 Harvey Convention Center
 2000 W Front St (Hwy 31 W) Tyler, TX
 Cost \$6 FRI-SAT 10-5
http://www.qgetx.org/Quilt_Show.html

QUILT SHOW FOOD

The quilt show is just around the corner, hopefully you are finishing up your quilts to enter. As always our guild furnishes the fine foods for our wonderful vendors that participate in the show. So please be considering making some of the great recipes that we have in our new cookbook to feed the vendors and help promote the sales of our cookbook. I will have the sign up sheets and will pass the basket for any one that doesn't have time in between quilting to cook to contribute money for us to shop at the warehouse stores for whatever is not donated. Lets do an even more splendid job this year than in years past. Thanks in advance for all your efforts.

Elizabeth Cooper

Volunteer Hours

Hi QUILTERS,

I am in charge of documenting the guild's volunteer hours. What is a volunteer hour, you may ask. Things that you do with your quilting that gives back to the community. For instance, hours spent on guild business, hours spent teaching quilting without compensation, and hours spent on making donation quilts. These donation quilts are not limited to charities that QGOA normally supports. If you have any questions, please ask.

Randa Dillon

PS Please record hours for January and February at the March meeting.

Ronald McDonald Challenge

This is a way to do something for a child going through a bad time. It is also a way to do something that will give you pleasure. Choose a pattern you want to do, go through the fabrics in your stash, and choose ones that go with the challenge fabric. Go outside your usual box and have fun! Kits available for purchase at the Guild Meetings. Deadline is April !!

Pearl Nettles

Date	QGOA Programs & Workshops at a Glance
March 11, 2014	Donna Lynn Thomas ~ Fearless Fabric: How to Color Your Quilts
March 12, 2014	WORKSHOP ~ Garden Glory
April 8, 2014	Brenda Perry ~ Confessions of a Quiltaholic
May 13, 2014	MJ Fielek ~ Bucket List Quilts
June 10, 2014	POTLUCK Supper and Strip Poker
July 8, 2014	Diane Durand ~ Quilts, Tacos and Tattoos Book Review and Trunk Show
August 12, 2014	Members Demo Stations
September 9, 2014	Tana Mueller ~ Crayon Techniques
September 10, 2014	WORKSHOP ~ Snowman Crayon Art
October 14, 2014	Sharon and Loren Wilhelm ~ A Lighthearted Look at Quilts and Poetry
November 11, 2014	Judy Howard from Buckboard Quilts ~ Civil War Trunk Show
December 9, 2014	POTLUCK Supper and Brown Bag Auction

February Show and Tell

Presented by	Name of Quilt	Maker and Quilter	Description
Jane Kee, Jenn Haxton, Annis Clapp, Shelly Uggen, Kandy Garrett	Zinnia	Jane Kee, Jenn Haxton, Annis Clapp, Shelly Uggen, Kandy Garrett	Zinnia quilts from the Melinda Bula workshop

Show and Tell

Date: _____

Presented by: _____

Name of Quilt: _____

Maker of Quilt: _____

Quilter (if different): _____

Description: _____



The Quilting Bee

Quilters' Guild of Arlington
PO BOX 13232
Arlington, TX 76094
www.qgoa.org

Lone Star House of Quilts

Established 2003

Mastering Miniatures

*Beautiful new blocks of the month with
new reproduction fabric by
Judie Rothermel.*

Starts April 1st



*Your Hometown
Quilt Shop*



*Sign Up Today
for
Mastering Miniatures
Don't miss this
Block of the Month*

www.lonestarhouseofquilts.com

Lone Star House of Quilts / 1210 W. Abram St., Arlington, TX 76013 / 817-277-4749

lonestarhouseofquilts@gmail.com