

The Quilting Bee

Quilters' Guild of Arlington

www.qgoa.org



Volume XXX Issue 4

April 2014

April Meeting

April 8 – Brenda Perry “Confessions of a Quiltaholic”

Brenda is a self taught quilter and has made at least 200 quilts over the past 40 years. Having made so many quilts she has accumulated and learned to use them. Scrappy quilts have become her favorite. She is passionate about quilting and love to share that passion with anyone who will listen. She is truly a "Quiltaholic" and is known for her humorous presentations.



Meeting Reminders:

Refreshments:

Apr—E,S,Z

May—A,D

Safe Haven:

Apr—Shampoo, brush, comb, etc.

May—Toothbrush, toothpaste, floss

Don't forget!

- Name Tag
- Show & Tell
- Block Party
- Linus Quilts
- Patriotic Blocks
- President's Block
- Challenge
- Swap Items



Cookbooks are in! \$20 each
Pick yours up at the Meeting

NEXT MONTH'S FEATURE:

May 13—MJ Fielek—“Bucket List Quilts” MJ lives in McKinney, Texas and has been sewing and quilting for over 40 years. Her natural talent for selecting color combinations and her attention to detail are reflected in her many quilts. During the 60's she lived in Taiwan, where her already keen eye for fabric quality, color, and design were sharpened.



2014 Guild Officers

President: Susan FitzGerald

Vice President: Sharon Ligon

Secretary: Elizabeth Carr

Treasurer: Dwain Edwards

Meeting Location

Bob Duncan Center – Vandergriff Park

2800 S Center St Arlington, TX 76014

Meetings 2nd Tuesday each month

Doors open at 6:30 ~ Meeting at 7:00

Words from Our Guild President

CELEBRATE APRIL!

Spring has sprung; I know because the cleaning bug has bit me. I just spent all weekend cleaning out and reorganizing my quilting room. When stacks of fabrics, UFO's, and Quilter's Quarterly issues start to take over my work area, I freak out, and I'm unable to accomplish anything. I have to stop, sort things out, and set some priorities.

One priority is getting ready for the 2014 Annual Festival of Quilts. Dozens of our members are donating their time and energies to organize this vitally important production. We ask you to serve on committees, finish the quilts you have to enter, get your entry forms in on time, and turn in your donated miniature quilts for the SGK and RMD Challenge. **WE NEED YOU!** Look for Colette Wong at the next meeting and sign-up for one or more shifts. Carole Armstrong and Joyce Jones, with Hospitality, needs your help too; please sign-up to bring casseroles, salads, desserts or snack items.

If you see a member going above and beyond in all aspects of our guild's activities please consider nominating them for a Golden Spool Award. Janice Mowery is accepting nomination forms. The form is located on our website and past recipients are listed in the directory.

Our guild has been so lucky to have Jolene Marshon working with the Wounded Warrior Project from its inception. All of her efforts in cutting fabrics for kits, encouraging members to make blocks, tops and finished quilts, correlating, collecting and distributing our donations so soldiers' can wrap themselves in quilts of love has been priceless. Thank you Jolene for your dedication with the Wounded Warrior Project!

There's A Spring in My Step,
Susan FitzGerald

April Birthdays

- 1 - Sharon Ligon
- 2 - Kayleen Farrington
- 5 - Joyce Jones
- 5 - Dale Scott
- 7 - Pat Madrid
- 10 - Barbara Barbara
- 13 - Pearl Nettles
- 14 - Rebecca Williams
- 14 - Ted Williams
- 15 - Rhonda Weddle
- 20 - Denny Cornett
- 20 - Kay Huffman
- 27 - Deborah Reid



TAQG NEWS



MARK YOUR CALENDAR, July 12, 2014, Sat. Pat Speth, creator of “Nickel Quilts”, will be the guest lecturer. TAQG will be sponsoring two, 2-day workshops, one before and one after the Saturday RALLY DAY. Please, check out the TAQG web-site, www.taqq.org for all the details.

IN PREPARATION for Rally Day, our guild needs to work on mini-quilts for the TAQG Auction. Mini-quilts should measure no more than 24” x 24”. TAQG is looking for are donations of mini-quilts OR other well-made fiber crafted items for the auction. PRIZES will be awarded for Viewer’s Choice and the two quilts earning the most money. Please, check out the TAQG table at the next meeting or e-mail your rep at c_troupe@sbcglobal.net.

Don’t miss out on the summer fun. Bring monies (\$5.00) for lunch, raffle ticket, Rally Day pin, and T-shirt.

Dr. Carolyn Troupe, Guild Representative

QGOA Annual Summer Away Retreat—July 20-23, 2014

Sunset Retreat Center, 410 Echo Road, Sunset, Texas

Cost \$175 per person for all three nights. Meals are provided. Deposit or full payment is due with registration. Payments will be accepted at monthly QGOA meetings. All payments are due by July 8, 2014.

Contact Sharon Schroeder at sharincovers@gmail.com or 972-689-0493

Check out the new site www.sunsetretreat.com



12x12 Quilt Challenge
Due May
Theme: Music

We loved all of the wonderful “Time” quilts and want to thank Patty Hofer for the amazing new display form for the 12x12 quilts. Debby Rake announced our next theme. Your "Music" quilts will be due at the May meeting. If you have any 12x12 you want to hang in the Quilt Show—see Debby or Denny at the meeting

QGOA NEWSLETTER AD RATES

SIZE	1MO	3MO	1 YR	Email ad to: jshaxton@gmail.com
1/8 PAGE	\$7.50	\$22	\$85	Make payments to: QGOA
1/4 PAGE	\$15	\$40	\$150	Mail payments to: Jenn Haxton, editor
1/2 PAGE	\$30	\$75	\$270	717 Bunker Hill
1/2 PAGE (BACK)	\$40	\$105	\$378	Arlington, TX 76011
FULL PAGE	\$60	\$150	\$540	

All ads must be print ready and fit the size requirement. Ads must be received by the 15th of the month prior to the desired publication month. Email preferred.

Appraise My Quilt??? What - this old thing?

Picture this: You have a quilt or quilted garment in the back seat of the car. You are on your way to ship your quilt to the quilt show or send the newly completed quilt to your daughter for your new grandchild. You stop off for a moment at the grocery store to pick up a roll of tape to close your box and when you return your car has been broken into and the box with your prized quilted item is GONE.... OR...

Typical spring weather: thunderstorms with a tornado watch that has just turned into a tornado warning and the sirens are blaring. Off to the storm cellar...Fifteen minutes later you emerge to find your roof damaged by a tree that has fallen on your house and your collection of antique quilts, many of them family heirlooms, soaked and ruined before your eyes.

In either case the first thing you think to do is call the insurance agent and report the theft or damage. When the adjuster shows up and asks what the items were and their worth, and finally: "Do you have anything to verify that value?" Without a written appraisal by a qualified appraiser certified in the area of quilts and quilted textiles you have nothing but bedding or fabric.

Why do you need a quilt appraised?

To establish a replacement value for insurance purposes

For protection when the quilt is shipped to quilt shows or individuals

To provide value to a quilt show that requires insurance and/or an appraisal for their insurance coverage

To determine the value for a donation, gift or estate purposes for the IRS

To purchase a "Fine Arts Floater" insurance endorsement to your Homeowners policy

A thoughtful addition to a quilt given as a gift

To inform your family that Grandmother's quilt is indeed a family heirloom and an item of value

But how do you set a value for a quilt?

The monetary value of a quilt is based on five different criteria:

1) Condition 2) Age 3) Workmanship 4) Historical Interest and 5) Design

Collectors may give added weight to one aspect or another when purchasing a quilt. When collecting it comes down to a matter of personal preference. However, a certified appraiser must take all of these criteria into consideration and consider the quilt objectively. Unfortunately, you cannot appraise for sentimental value.

There are three basic types of appraisals.

Insurance Appraisals determine what the replacement value of your quilt or quilted garment is. How much money would it take for you to replace your damaged or lost item with one of the same..."of like and kind"?

Fair Market Appraisals are for market value, the dollar amount agreed upon between a willing and knowledgeable buyer and a willing and knowledgeable seller. Fair market appraisal is an opinion of the appraiser based on what the appraiser knows to be current in the market of both new and antique items, auction, gallery and private sales (to the best of their ability) and is not a guarantee of a sales price. This kind of appraisal is what you want if you are considering selling your quilt and want to know what it might be worth.

A **Tax Donation Appraisal** is used to satisfy the IRS as to the value of a quilt that is being donated for any reason, or to establish a value for a family or estate, often after a death.

Contact Jenn Haxton to schedule your appraisal at the Quilt Show! jshaxton@gmail.com

What is Modern Quilting?

Modern quilts are primarily functional and inspired by modern design. Modern quilters work in different styles and define modern quilting in different ways, but several characteristics often appear which may help identify a modern quilt. These include, but are not limited to: the use of bold colors and prints, high contrast and graphic areas of solid color, improvisational piecing, minimalism, expansive negative space, and alternate grid work. "Modern traditionalism" or the updating of classic quilt designs is also often seen in modern quilting.

Modern quilting has existed in many forms for much of the 20th century. It wasn't until the 2000's that quilts with a modern aesthetic began to appear in greater numbers and quilters began to describe themselves as modern.

A defining event occurred in 1998 when Martha Stewart Living featured Denyse Schmidt, calling her quilts a "chic, modernist aesthetic." For many quilters in the early days of the movement, this was a key inspirational moment.

The growth of the movement was facilitated by four factors: the cultural shift of quality design being recognized by the general public, affordable digital cameras, the changing fabric industry and the rise of social media.

In 2002, the Quilts of Gee's Bend exhibit at the Museum of Fine Arts Houston and the publication of Yoshiko Jinzenji's book *Quilt Artistry*, further provided inspiration to a small but devoted group of modernist minded quilters.

Two influential books were published in 2005, *Denyse Schmidt Quilts* and *the Modern Quilt Workshop* by Weeks Ringle and Bill Kerr. The first online quilt blogs were established on blogs around these two books and awareness continued to increase in the online world.

The Flickr group Fresh Modern Quilts, established in 2008, provided the first online centralized social media venue for quilters in the movement. With that flickr group and many active blogs, the online world of modern quilting took off like wildfire.

In 2009, Alissa Haight Carlton and Latifah Saafir founded the Modern Quilt Guild giving the online community a chance to form in person connections with other modern quilters.



**QUILTERS' GUILD OF ARLINGTON
2014 ANNUAL FESTIVAL OF QUILTS
"CELESTIAL CELEBRATION"
MAY 2-3, 2014**

**SHOW COUNTDOWN - ONE MONTH!
ENTRY FORMS DUE APRIL 9!!!!**

**QGOA ANNUAL FESTIVAL OF QUILTS 2014 WILL BE A SHOW TO REMEMBER BECAUSE OF
YOU, OUR TALENTED CREATIVE MEMBERS!**

**ENTER THE SHOW TO HELP CELEBRATE 30 YEARS OF SERVICE TO THE COMMUNITY & THE
ARTS.**

HAPPY QUILTING!

QUILT SHOW LINKS

[QUILT SHOW DIVISIONS AND CATEGORIES](#)

[QUILT SHOW ENTRY INSTRUCTIONS](#)

[QUILT SHOW ENTRY FORM](#)

Quilt Show At A Glance

Entry Form Deadline: April 9, 2014

Cost of Entrance: Free to Members, \$10 for non-Members/entry

Quilt Check in: April 30, 2014

Quilt Appraisal Available by Appointment

Divisions and Categories:

One person

Artisan Pieced Quilt

Artisan Appliquéd Quilt

Artisan Wall Quilt

Master Pieced Quilt

Master Appliquéd Quilt

Master Wall Quilt

Two Person

Artisan Two Person Quilt

Master Two Person Quilt

Open Division

Mixed/Other Techniques Quilt

Group Quilt

Art Quilt

Quilted Garment

Celestial Celebration Theme

Kits/Block of the Month Quilt

Other Quilted Items

Textile/Fabric Non-Quilted Items

Donation Division

Miniature Quilt

Nancy's Pink Challenge

Ronald McDonald House Quilt

Non-Judged Division

Non-judged Quilt

Youth Quilt

Novice

2014 Donation Quilt

Celestial Beauty

The guild 2014 donation quilt is off to a good start, but we have a very long way to go to measure up to the job Randa and the guild did last year. Please check with me to receive your packet of tickets and to sign up to take the quilt to offer tickets for sale to other guilds. This is the major fund raising effort we do and it requires each of us to sell or promote or even purchase tickets and fill in your own name. So come see me at guild meeting or Friendship and get some a tickets and we can try to do as good a job as last year for our guild and the charity of our choice.

Elizabeth Cooper



QUILT SHOW VENDORS (so far)

CELESTIAL CELEBRATION

Start saving your cash to support
our wonderful quilt show
vendors

Arlington Sewing Machine

BEstitched

Corner Square Quilts L.L.C

Gifts by Brenda

The Gray Rooster Woodshop

Hands on Tradition

Home Ala Mode

Jenny Bugs Quilting

Jewelry Boutique by Gabrielle

Making Memories Quilt Shop

Meadow's Edge

Peggy's Quilt Studio

Quilt Backs and More

Scissor Guy

Sew It Up

Sew So Easy

Snip and Pins

Two Bees Fabric

Two Sisters Quilting

Ya Ya's Sweet Shoppe

BLOCK PARTY

Underground Railroad 12 1/2" (finished (12"))

Fabrics: Browns

Dark Brown:

**Cut 2 - 4 7/8" sqs. Cut once diagonally
for 4 half square triangles.**


Medium Brown/Tan:

**Cut 1 strip 2 1/2" X 27" (if using fat quarters you
will need 2 strips).**

Light (Beige):

**Cut 1 strip 2 1/2" X 27" (if using fat quarters you
will need 2 strips).**

**Cut 2 - 4 7/8" sqs. Cut once diagonally for 4 half
square triangles.**



Assemble as shown

**Sew the 2 1/2" strips together and sub cut into
10 - 2 1/2" segments. Sew these into
5 four-patch units.**

**Sew the light and dark triangles to make
4 half-square units.**

Monthly Block Party Information:

We will continue with the groups of 12 that make blocks each month as in 2013. At the end of the year we will have a drawing and each participant should win one set of 12 blocks. It is important that each one who participates makes every monthly block so that no one will be short any blocks at the drawing in December 2014. If you don't particularly like the blocks that you win, you will have enough to make a charity quilt. If you don't want to participate in the groups you may make the blocks in Red, White and Blue each month to be donated so that someone can make Wounded Warrior quilts with them. The blocks could also be made for the Ronald McDonald House. You may also make 6"(finished) nine patch blocks in child appropriate fabrics for Project Linus.

Susan FitzGerald President Block for 2013

Materials: Brights and Black solid (no color in Black)

Scrappy Choice— cutting instructions

Dark Batik (a bright color) for Fabric A

Cut 5 2 ¼" squares

Cut 4 2 7/8" squares (HST)

Light Batik for Fabric B


Cut 4 2 ¼" squares

Black for Fabric C

Cut 8 2 ¼" squares

Cut 4 2 7/8" squares (HST)

2013
Presidents
Blocks due in
June

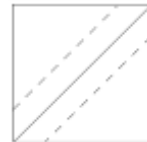


Preparation:

Half Square Triangle (HST)

Draw a diagonal line from corner to corner on the wrong side of each of the Fabric A 2 7/8" squares. Place Fabric A 2 7/8" square and a Black 2 7/8" square right sides together.

Stitch ¼" away from the drawn line on both sides.



Cut the square on the drawn line to yield 8 HST squares. Press the seam allowance toward Fabric A.

Trim the HST to 2 ¼".

Stitch a 2 ¼" Black square between two HST blocks. Make 4.



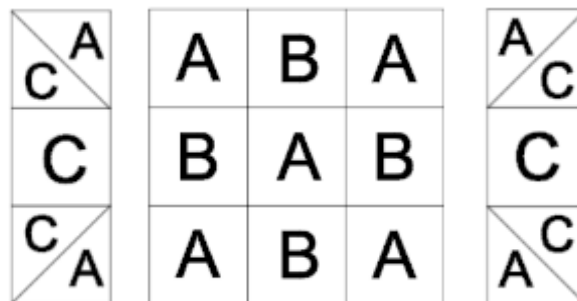
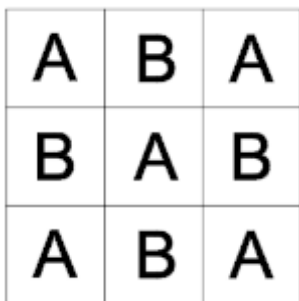
Set 2 aside.

Add a Black 2 ¼" square to each end of HST units to make the top and bottom rows of block.

9 Patch Block

Lay out five 2 ¼" Fabric A squares and four 2 ¼" Fabric B squares.

As shown.





Dear Ones, thanks so much for all your darling donations this month. We received quilts (cute patterns and fabrics), some loose fabric, tops and backs, fleece blankets, afghans, and the ever popular and well used kits. Special names to note are Jolene Mershon, Ouida Bost, Janice Mowery, Judy Liston, Sandy Ellison, Pat Madrid, and the ever faithful Janice Farris and Carolyn Chandler, a big thanks to Jenn.

We meet the 2nd and 4th Thursdays at SouthCliff Baptist Church in Fort Worth from 9-3. We meet in the entry way of the church sanctuary. We bring our machines, sack lunch, drink, and whatever notions we need. We make sandwiches of tops, backs and batting; tie completed quilts, sew sandwiches together, sort fabric, and get fabric to make quilts. We would love to have you join us in the effort to make blankets of comfort to children who have suffered trauma or treatment or illness. Project Linus website or another website at (<http://www.quiltmaker.com/patterns/project>) has much information and lots of ideas for making donation quilts.

The hospitals prefer blankets measured:

Finished size quilts and tops 40" x 44"

Finished size quilts for older kids 57" x 44" or similar size

Project Linus is happy to accept donations of completed quilt, fabric, and any sewing notions or accessories. Please bring blocks or tops, the kids also enjoy crochet or knitted blankets and also fleece.

Remember, the work we do for our guild and our community enriches us and generations to come.

Sincerely, Elizabeth Cooper

SUSAN G. KOMEN FOUNDATION MINIATURE QUILT SILENT AUCTION



It's time to vote for the Nancy's Pink Challenge Members' Choice award! At the April meeting each member will be given a button and can vote for their favorite Nancy's Pink Challenge miniature quilt. In order to be eligible for the voting, miniature quilts must follow the criteria listed in the chart below under "Nancy's Pink Challenge" and turned in with a completed entry form and photo. Each miniature quilt must have a cloth identification label sewn to a lower back corner and include the name of the quilt and the year made - maker's name is optional.

100% of the proceeds from the auction are given to the Tarrant County Chapter of the Susan G. Komen Foundation. Keep in mind you can either make a regular miniature quilt or a Nancy's Pink Challenge miniature quilt.

The table below compares the two categories. The highlights point out the differences:

Miniature Quilts

No block may be larger than **4"**
May be whole cloth (WC) or medallion style (MS)

Must have at least 9 blocks if not WC or MS
Quilts may not exceed 24" on any one side
Quilt may be any color
May be either hand or machine quilted

Nancy's Pink Challenge

No block may be larger than **3"**
May **NOT** be whole cloth
May **NOT** be MS unless medallion is 3" and includes 9 other 3" blocks
Must have at least 9 blocks
Quilts may not exceed 24" on any one side
75% of the quilt must be PINK
May be either hand or machine quilted

An entry form and photo is required for each miniature quilt entered and only those quilts that meet the challenge criteria are eligible. The membership votes on the eligible quilts submitted for the Nancy's Pink Challenge each year at the April general meeting and all the eligible miniature quilts submitted are judged at the May show.

I know some of us think miniatures are challenging, however, I found an article that might provide some help. It also provides lots of free patterns. So check it out and get started. [Miniature Quilts - Tips, Tricks and Free Patterns](#)

If you have any questions please give me a call or drop me an email - Gayle Lacerda @ lacerda@sbcglobal.net or 817.572.5750.

Let's make this our largest silent auction every after all is our 30th anniversary!

QGOA Executive Board & Standing Committees 2014

EXECUTIVE BOARD

President	Susan FitzGerald
Vice President	Sharon Ligon
Secretary	Elizabeth Carr
Treasurer	Dwain Edwards
Parliamentarian	Randa Dillon

STANDING & APPOINTED COMMITTEES

PROGRAMS	Sharon Ligon
	Kandy Garrett
MEMBERSHIP	Carol Ramsey
Membership Asst	Gloria Speakman
Membership Asst	Betty Hancock
New Membership Asst	Kay Dietrick
Guild Products	Susan Sloan

HOSPITALITY

Door Prizes	Malorie Harper
Volunteer Hours	Debby Rake
Golden Spool	Randa Dillon
Librarian	Janice Mowery
Librarian Asst	Brenda Aigner
	Pat Madrid

DONATION QUILT

Donation Quilt 2014	Elizabeth Cooper
Donation Quilt 2015	Nancy Spell

PUBLICITY

Rose Kauhane

NEWSLETTER

Historian	Jenn Haxton
Sunshine & Shadow	Sheila Parry
	Barb Cain

QUILT SHOW 2014

Judy O'Polka
Kaye Huffman

GUILD ACTIVITIES

Block Party	Charlotte Humphrey
Presidents Blocks	Charlotte Humphrey
Display Case	Charlotte Humphrey
Retreat Coordinator	Billie Brecheen
Away Retreat Coordinator	Libby McDuffie
TAQG Representative	Sharon Schroeder
	Carolyn Troupe

COMMUNITY OUTREACH

Susan G. Komen	Janice Christy
Project Linus	Gayle Lacerda
Safe Haven	Elizabeth Cooper
Wounded Warriors	Patsy Martin
Ronald McDonald	Rebecca Williams
	Annette DeBose
	Pearl Nettles

WEBSITE COORDINATOR

Website	Dottie Hughes
	Art Parry

Email address to contact officers: support@qgoa.org, or refer to the current directory for specific information.



For Late Breaking QGOA News

You'll always know the latest information when you join the QGOA Yahoo Group; it is quick and easy. Go to the guild home page at www.QGOA.org and click on the link.

If you have any questions, please contact Barb Cain at bjc207@sbcglobal.net



IN CASE OF INCLEMENT WEATHER:

IN GENERAL, WE WILL DO WHAT THE UNIVERSITY OF TEXAS OF ARLINGTON DOES. IF THEY CANCEL EVENING CLASSES WE WILL CANCEL GUILD AND BOARD MEETINGS.



Guild Refreshments

January: C
 February: H, V
 March: M
 April: S, Z, E
 May: A, D
 June: POTLUCK (Board-Desserts)
 July: G, L
 August: B, K, O
 September: F, I, J, Q
 October: N, P, R
 November: T, U, W, X, Y
 December: POTLUCK (Board-Desserts)

Please help at the membership table; signing in & greeting members & guests during your assigned month. Please mark your calendars.



Safe Haven Donations

*We will accept travel size toiletry items throughout the year.
 ALL items should be new and unused including toiletries.*

January: Diapers, baby wipes
 February: Children's socks
 March: Children's underwear
April: Shampoo, brush, comb, etc.
 May: Toothbrush, toothpaste, floss
 June: Women's underwear
 July: Feminine hygiene products
 August: School Supplies
 September: Soap and towels
 October: Prepackaged snacks – Granola bars, Goldfish crackers, etc.
 November: Children's toys
 December: Mittens, scarves or hats

Meet & Greet

One of the exciting things about being a member of the guild is meeting new people. Let's strive to introduce ourselves to visitors and new members this year. Also, get to know some of the current members you have never met. Perhaps invite someone for dessert and coffee or to join you at your next stitch group meeting.

STITCH GROUPS

Guild members are cordially invited to join a sewing group for fellowship and stitching. Most groups have room for new members.

Friendship Stitchers

Meets the 1st & 3rd Thursdays
 10:00 a.m. at First Christian Church
 Contact: Helga Smith

Etcetera Art Quilt Group

Meets @ Lone Star House of Quilts
 1st Thursday of the Month 7 p.m. to 8:30 p.m.
 Contact: Denny Cornett

The Piecemakers

Meets @ Bob Duncan Community Center
 2nd & 4th Thursdays
 6:00 p.m. to 10:00 p.m.
 Contact: Linda McPherson

Sew-N-Sews

Meets @ Trinity United Methodist Church
 1200 W Green Oaks Room A208
 1st Monday of the month unless it is a Holiday
 10 a.m. to 3 p.m.
 Bring your lunch and \$3 per person per meeting as a donation to the church
 Contact: Randa Dillon or Carolyn Bowden

Dear Jane Club

Meets @ Our Savior Evangelical Lutheran Church
 3901 SW Green Oaks Blvd
 2nd Monday of the Month 10 a.m. to 12:00 p.m.
 Contact: Sherry Livingston

Greetings Guild Members,

2014 is going to be an exciting year for our guild. QGOA will be celebrating its 30th birthday!

In honor of this milestone, I am compiling a digital scrapbook of the first 30 years. The finished book will be a 12 X 12 hardbound book that will be placed in our library for all to check out and enjoy.

In preparation of this task I am pulling from the scrapbooks of our past. But I would also love to have copies of any photos or other memorabilia you might like to share.

Another idea I had for our book is to possibly put quotes or memories our members have from years past - like memories from quilt shows, speakers, workshops, etc. Also, if members would like to give me a brief note on what quilting means to them or how they got started quilting. These personal tidbits will be scattered throughout the scrapbook.

I highly encourage everyone that thinks about it through next year, to take pictures and email them to me. And when you email them, please identify people, place, date, event, etc.

And finally, when we order our digital scrapbook, I will take orders for members if anyone wants a copy of their own. Another option I will be looking at will be to do some sort of power point presentation to music that could be sold to guild members as well.



NEW 30th Anniversary T-shirts Pre-Order yours NOW!



Quilt Show Pins Available \$5 each



T-SHIRT PRE-ORDER FORM

Name: _____

Phone: _____ Email Address: _____

Circle Size: S M L XL 2XL 3XL 4XL

Cost is \$15

Form of Payment: (circle one) Check Cash

Please make all checks payable to QGOA.

Please drop off your form at the Membership Table at the March Meeting or send your order form with full payment to:

Quilters' Guild of Arlington
PO BOX 13232
Arlington, TX 76094-0232.

★ QUILT EVENTS ★

TERRELL HERITAGE JUBLIEE QUILT SHOW

April 26-27, 2014

Herman Furlough Middle School

1315 Colquitt Rd, Terrell, TX

Cost FREE

SAT 9-6 SUN 11-4

www.kaufmanquiltguild.org

QUILTING IS FANTASTIC

GUN BARREL QUILTERS GUILD

April 25-26, 2014

Cain Center

Highway 19S, Athens, TX

FRI 9-5 SAT 9-4

www.gunbarrelquiltersguild.org/2014-quilt-show.html

30TH ANNIVERSARY CELESTIAL CELEBRATION

QUILT SHOW

QUILTERS' GUILD OF ARLINGTON

May 2-3, 2014

Bob Duncan Recreation Center

2800 S Center St Arlington, TX

Cost \$8 FRI-SAT 10-5

www.ggoa.org/show_2014.html

QUILT SHOW FOOD

The quilt show is just around the corner, hopefully you are finishing up your quilts to enter. As always our guild furnishes the fine foods for our wonderful vendors that participate in the show. So please be considering making some of the great recipes that we have in our new cookbook to feed the vendors and help promote the sales of our cookbook. I will have the sign up sheets and will pass the basket for any one that doesn't have time in between quilting to cook to contribute money for us to shop at the warehouse stores for whatever is not donated. Lets do an even more splendid job this year than in years past. Thanks in advance for all your efforts.

Elizabeth Cooper



Volunteer Hours

23 Quilters Recorded 494 hours for January and February

Date	QGOA Programs & Workshops at a Glance
April 8, 2014	Brenda Perry ~ Confessions of a Quiltaholic
May 13, 2014	MJ Fielek ~ Bucket List Quilts
June 10, 2014	POTLUCK Supper and Strip Poker
July 8, 2014	Diane Durand ~ Quilts, Tacos and Tattoos Book Review and Trunk Show
August 12, 2014	Members Demo Stations
September 9, 2014	Tana Mueller ~ Crayon Techniques
September 10, 2014	WORKSHOP ~ Snowman Crayon Art
October 14, 2014	Sharon and Loren Wilhelm ~ A Lighthearted Look at Quilts and Poetry
November 11, 2014	Judy Howard from Buckboard Quilts ~ Civil War Trunk Show
December 9, 2014	POTLUCK Supper and Brown Bag Auction



Show and Tell

Date: _____

Presented by: _____

Name of Quilt: _____

Maker of Quilt: _____

Quilter (if different): _____

Description: _____



The Quilting Bee

Quilters' Guild of Arlington
PO BOX 13232
Arlington, TX 76094
www.qgoa.org

Lone Star House of Quilts

Established 2003

North Texas Quilt Shops

Spring Fling 2014

April 10-12

Thursday, Friday & Saturday 9am-7pm

Quilt With the Stars

*\$50 Daily Prize winners at each Shop!
\$300 Spring Fling Winners at each Shop!
Come Join the Fun!*

Don't miss this hoppin

Spring Fling!

*Your Hometown
Quilt Shop*

