

The Quilting Bee

Quilters' Guild of Arlington

www.qgoa.org



Volume XXX Issue 6

June 2014

June Meeting

Meeting Reminders:

Refreshments:

Jun—Potluck

Jul—G,L

Safe Haven:

Jun—Women's underwear

Jul—Feminine Hygiene products

Don't forget!

- Name Tag
- Show & Tell
- Block Party
- Linus Quilts
- Patriotic Blocks
- President's Block
- Challenge
- Swap Items

June 10 – Potluck and Quilt Game Night

Pot Luck Supper - everyone to bring a dish

We will have a short meeting, have supper and then play games.

Check in at the Member Table, sign in and get a 5" square of fabric and pin to your shirt. Every time you hear someone say the word "quilt" you get to take their fabric square and add to your own. There's an old saying "The one with the most fabric wins!"

Rip & Share Quilters version of musical chairs

Everyone needs to bring ONE YARD of 100% cotton quilt shop quality fabric. We'll sort the tables into fabric families; batiks, reproductions, aunt gracies, brights, florals, etc. Find a table that most matches the yard you brought. Everyone will leave with 1 yard of varied sizes of different fabric.....the challenge will be to make something out of all you collected.

Left-Right Game

Everyone needs to bring 1 fat quarter of quilt shop quality fabric

Classic left-right passing game, along with a silly quilt related story.



NEXT MONTH'S FEATURE:

July 8—Terrie McCleary "From 3 to 300" How she increased from 2 or 3 fabrics to 300 in a quilt. Terrie Kelley McCleary has been making quilts since 1985. During that time she has taught quilting classes and quilted for other people. She was an active member of QGOA for several years and held a few positions, including the presidency and running the Block Party.

July 9 Workshop—Brenda Perry Amazing Stripes

You can view some of the quilts made by previous students at <http://www.kaynickols.com/showtell.html>



2014 Guild Officers

President: Susan FitzGerald

Vice President: Sharon Ligon

Secretary: Elizabeth Carr

Treasurer: Dwain Edwards

Meeting Location

Bob Duncan Center – Vandergriff Park

2800 S Center St Arlington, TX 76014

Meetings 2nd Tuesday each month

Doors open at 6:30 ~ Meeting at 7:00

Words from Our Guild President

Celebrate June

Summer is almost here! Are you the type to stay out of the heat and quilt indoors? Or, are you the type to abandon your quilting until the heat wave passes? Gosh, if you do that you'd miss out on months of quilting! I'm discovering more and more that I'm the type that likes to sew on the days that I eat, sleep or breathe!

This is the time of year we focus on our Donation Quilt Challenge! Just think of the impact our Guild could have on our community if everyone of us would make and donate a quilt. These are the charities our Guild supports:

- ◆ Project Linus goal is to provide love, a sense of security, warmth and comfort to children who are seriously ill, traumatized, or otherwise in need through the gifts of new, handmade blankets and afghans, lovingly created by volunteer "Blanketeers." Contact: Elizabeth Cooper
- ◆ Wounded Warrior Program presents donated quilts to injured service personnel and their families staying at Brooks Army Hospital in San Antonio. These comforting and healing quilts cover service members and veterans touched by war. Contact: Rebecca Williams
- ◆ Susan G. Komen for the Cure® is the world's largest grassroots network of breast cancer survivors and activists, working together to save lives, empowers people, ensure quality care for all and energize science to find the cures. Contact: Gayle Lacerda
- ◆ Ronald McDonald House Charities mission is to create, find and support programs that directly improve the health and wellbeing of children. Thinking globally, acting locally to provide resources for children and their families. Contact: Annette Debose-Nettles or Pearl Nettles

It's a great time to dig into your stash, try a new block pattern and join me in this summer's donation challenge. I'd like to impress y'all into thinking I'm toiling away and churning out 40 different donation quilts. Well, it wasn't quite 40 but truth be told, I did a good job at making a lot of jellyroll tops during last summer's challenge. Now all I have to do is finish quilting all of them!

I've got to learn to finish...I've got to learn to finish; my mantra for this year!

"The best way to find yourself is to lose yourself in the service of others."

- Mahatma Gandhi

Donation Quilting On My Mind! Susan FitzGerald

June Birthdays

- 4 - Kandy Garrett
- 5 - Annis Clapp
- 5 - Ellen Hasty
- 8 - Jill Matyastik
- 8 - Debbie Schulze
- 14 - Susan Corbett
- 15 - Donna Akins
- 15 - Sharon Schara
- 16 - Larry Denning
- 17 - Pamela Pape
- 25 - Debra Wolf
- 26 - Goldthorp Judith
- 29 - Nancy Shortino
- 29 - Carolyn Troupe
- 30 - Robbie Colley
- 30 - Jennifer Rjke
- 30 - Heather Schneider



More About Modern Quilting

The website of [The Modern Quilt Guild](#) describes Modern quilts as ones that are “functional, include bold colors, and are inspired by modern design. Minimalism, asymmetry, expansive negative space and alternate grid work are often a part of modern quilt compositions, as are improvisational piecing and solid fabrics.”

The [Modern Quilt Guild website](#) lists a few guiding principles that are beginning to emerge in the modern quilt movement. These are:

- Make primarily functional rather than decorative quilts.
- Use asymmetry in quilt design.
- Rely less on repetition and on the interaction of quilt block motifs.
- Contain reinterpreted traditional blocks.
- Embrace simplicity and minimalism.
- Utilize alternative block structures or lack of visible block structure.
- Incorporate increased use of negative space.
- Are inspired by modern art and architecture.
- Frequently use improvisational piecing.
- Contain bold colors, on-trend color combinations and graphic prints.
- Often use gray and white as neutrals.
- Reflect an increased use of solid fabrics.
- Focus on finishing quilts on home sewing machines.

Modern Quilting will be represented at the Bi Annual Quilt show:

2015 QuiltCon in Austin, Texas Thursday, February 19, 2015 through Sunday, February 22, 2015

Workshops and Lectures have been announced. There is a call for quilts for the show with many categories to enter. Visit www.quiltcon.com for more details. Try your hand and represent QGOA!



You are invited to participate in a block challenge...with NASA Astronaut Karen Nyberg!

While on board the International Space Station, Nyberg created a star-themed quilt block that will be returning to earth with her. Her block will be combined with other blocks submitted by quilters to create a quilt that will be displayed at the 2014 International Quilt Festival in Houston. (See a video of Nyberg—with her block—on board the ISS! At <http://youtu.be/qgJNcWncs8Y>)

How can you be a part of this exciting project? Submit your own star-themed block!

The details:

Create a star-themed 9.5”-square unfinished block (so that when quilted, it will be a 9” finished block).

The theme should be any variation on a star. We welcome all types—traditional, modern, and artsy variations. Limit one block per person.

Use any color scheme and techniques you would like, but please do not use any embellishments.

Sign your unfinished block on the front with a permanent marker. Please include your name and your location.

Mail your block to us at the address below by August 1, 2014.

Star Block Challenge Attn: Rhianna Griffin 7660 Woodway, Ste. 550 Houston, TX 77063

We can't wait to see all of your stellar creations!

Download a PDF of the Astronomical Quilts! Block Challenge rules and details at <http://www.quilts.com/pressreleases/y2013/FOF13QuiltChallengeFlyer.pdf>

Sunshine and Shadow

Linda Lynch, QGOA President 2002-2003, passed away in May after battling cancer for several years.

Carolyn Chandler's lost her husband to Alzheimer's in May.

Shelia Parry's granddaughter has been ill and undergoing diagnostic tests

Learning A New Skill Works Best To Keep Your Brain Sharp

NPR broadcasted a story about keeping your brain sharp in our later years and they mentioned quilting. Here is an excerpt from the story:

Brain training is big business, with computerized brain games touted as a way to help prevent memory loss. But new research shows you might be better off picking up a challenging new hobby. To test this theory, Dr. Denise Park, a neuroscientist at the University of Texas at Dallas, randomly assigned 200 older people to different activities. Some learned digital photography. Another group took up quilting. "Quilting may not seem like a mentally challenging task," Park says. "But if you're a novice and you're cutting out all these abstract shapes, it's a very demanding and complex task." The groups spent 15 hours a week for three months learning their new skills. They were then given memory tests and compared with several control groups. Park's research, which was published in the journal *Psychological Science*, showed that not all activities are created equal. Only people who learned a new skill had significant gains.

So how does learning a new skill help ward off dementia? By strengthening the connections between parts of your brain, says cognitive psychologist Scott Barry Kaufman. While brain games improve a limited aspect of short-term memory, Kaufman says, challenging activities strengthen entire networks in the brain.

There's one more important thing you can do to ward off memory loss: exercise. In one study, they found that just 45 minutes of exercise three days a week actually increased the volume of the brain. Even for people who have been very sedentary, Exercise "improves cognition and helps people perform better on things like planning, scheduling, multitasking and working memory."

So if you're looking to boost memory, there's reason to challenge both your body and your mind. For the full broadcast story, check out this link:

<http://www.npr.org/blogs/health/2014/05/05/309006780/learning-a-new-skill-works-best-to-keep-your-brain-sharp>

Next Workshop

July 9 - Brenda Perry "Amazing Stripes"

Brenda wowed us with her samples made from stripes in our April meeting. She has agreed to share her knowledge with us so that we can make these beautiful quilts too. The Workshop is Wednesday, July 9th from 9am til 4pm at The Pleasant Ridge Church of Christ. The cost is \$40 for members, \$45 for non-members. The registration form is also on the website under FORMS. You can sign up at the meeting or contact Sharon Ligon for more information.

Get your [supply list here](#).



WORKSHOP REGISTRATION FORM

(Please use this form to register for all upcoming workshops. You may photo copy this form.)

Name: _____

Address: _____

City: _____ State: _____ Zip: _____

Phone: _____ Email Address: _____

Workshop Name: _____

Workshop Date: _____

Form of Payment: (circle one) Check Cash

Cost is \$40 for members/\$45 for non-members. Please make all checks payable to QGOA.

Payment must be received to hold your space in the workshop. Enrollment is on first come first serve basis.

Please sign-up at a meeting at the Program Section of the Sign-In Table or send your registration form with full payment to:

Quilters' Guild of Arlington
PO BOX 13232
Arlington, TX 76094-0232.

Notify the Vice President, Sharon Ligon, that you wish to sign up.

Please pick up your supply sheet at the Guild meeting or check the website link

<http://qgoa.org/forms/201407WorkshopSupplyList.pdf>

Workshops are held at from 9 a.m. to 4 p.m. Pleasant Ridge Church of Christ Family Pavilion in Arlington, located at I20 & Little Road NW of the Southwest Plaza Shopping Center off Church Street.

Texas Association of Quilt Guilds Rally Day 2014



Featured Speaker: **Pat Speth**
www.patspeth.com



July 12, 2014

Doors open at 9:00 am
Free to TAQG members
\$20.00 General Admission

Mimosa Lane Baptist Church
1233 Belt Line Road, Mesquite, TX

Join us for two lectures by Pat Speth,
Mini-Quilt Auction, Raffle Quilts, Door Prizes, and Fun!

Rally Day is fast approaching, July 12th. Please see Carolyn Troupe at meeting to purchase lunch, raffle tickets and pins for the day.

There are approximately a half dozen slots available for the Pat Speth Workshop, Monday-Tuesday, July 14 & 15th, at the Arlington location. Don't miss out on a two day fun filled experience with a nationally known quilter.

Mini-Quilt Auction Donation Help!!

What is TAQG asking for??? A mini-quilt, 24x24 inches or other well-made fiber crafted items for the auction.

When??? May 27, 2014

If you have a mini quilt ready, bring it to the May meeting. Carolyn will collect them and can take the donations to the meeting. Donations can also be mailed. Carolyn has forms that accompany the mini-quilt which have info, address, etc. or you can [Click here](#) to get the form. If any questions please call or email. Thanks, your support is greatly needed and appreciated.

Call Dr. Carolyn Troupe, 817-776-0540 or c_troupe@sbcglobal.net

QGOA Annual Summer Away Retreat—July 20-23, 2014

Sunset Retreat Center, 410 Echo Road, Sunset, Texas

Cost \$175 per person for all three nights. Meals are provided. Deposit or full payment is due with registration. Payments will be accepted at monthly QGOA meetings. All payments are due by July 8, 2014.

Contact Sharon Schroeder at sharincovers@gmail.com or 972-689-0493

Check out the new site www.sunsetretreat.com



QGOA NEWSLETTER AD RATES

SIZE	1MO	3MO	1 YR	Email ad to: jshaxton@gmail.com
1/8 PAGE	\$7.50	\$22	\$85	Make payments to: QGOA
1/4 PAGE	\$15	\$40	\$150	Mail payments to: Jenn Haxton, editor
1/2 PAGE	\$30	\$75	\$270	717 Bunker Hill
1/2 PAGE (BACK)	\$40	\$105	\$378	Arlington, TX 76011
FULL PAGE	\$60	\$150	\$540	

All ads must be print ready and fit the size requirement. Ads must be received by the 15th of the month prior to the desired publication month. Email preferred.

2014 Donation Quilt

Celestial Beauty

What a terrific job this quilt and its supporters have done. The quilt show netted several hundred dollars so thanks to the members that manned the booth and bought tickets. It is entered in several more quilt shows and is scheduled for appearances at quilt guilds. If you are a member at another guild or have a favorite shop that would show the quilt or an organization you belong to and would like to take it to offer tickets for sale, please contact me lix.cooper@tx.rr.com or 817-429-8126.



Many thanks to those that have so diligently sold and bought tickets. And there are still packets of tickets to be sold. It is a gorgeous quilt and sells itself but needs us to offer the tickets. Just a reminder that this is our major fund raiser for the guild so we have a few more months to reach the goal of matching last years wonderful contribution to the guild and our local charity.

Many thanks, Elizabeth Cooper

Quilt Show Food

Well it is all over and done and what a great show it was. The food was splendid and enjoyed by volunteers and vendors. You out-did yourself. So many delicious dishes and many from the cookbook. All of you that gave money to the basket drives and those that cooked too, congratulations on another success. Joyce and Carole did their annual splendid/hectic job getting everything heated or uncovered or distributed or stirred or spooned or purchased or cleaned up or decorated. That is why they get the job over and over. They are just phenomenal. The guild thanks you for your terrific job.

Thanks E. Cooper



Cookbooks \$20 each
Pick yours up at the Meeting

BLOCK PARTY

Greek Cross 12 1/2" (finished (12"))

Fabrics:

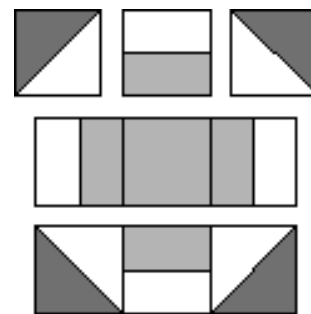
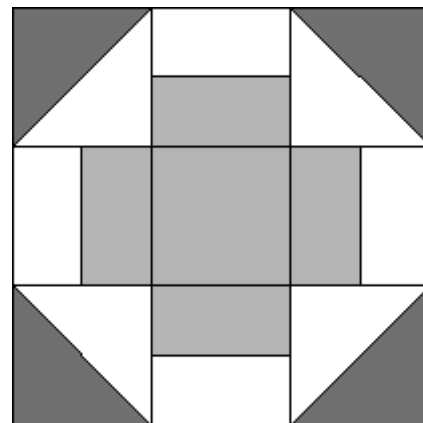
Light (white on white): Cut
Four 2 1/2" X 4 1/2" rectangles,
Two 4 7/8" squares and cut once
diagonally for 4 half-square triangles

Medium gold: Cut
Four 2 1/2" X 4 1/2" rectangles
One 4 1/2" square

Dark gold: Cut
Two 4 7/8" squares and cut once
diagonally for 4 half-square triangles

Assembly:

Sew the medium and light rectangles together and the dark and light triangles together as shown. Assemble the block as shown here.



Monthly Block Party Information:

We will continue with the groups of 12 that make blocks each month as in 2013. At the end of the year we will have a drawing and each participant should win one set of 12 blocks. It is important that each one who participates makes every monthly block so that no one will be short any blocks at the drawing in December 2014. If you don't particularly like the blocks that you win, you will have enough to make a charity quilt. If you don't want to participate in the groups you may make the blocks in Red, White and Blue each month to be donated so that someone can make Wounded Warrior quilts with them. The blocks could also be made for the Ronald McDonald House. You may also make 6" (finished) nine patch blocks in child appropriate fabrics for Project Linus.

Susan FitzGerald President Block for 2013

Materials: Brights and Black solid (no color in Black)

Scrappy Choice— cutting instructions

Dark Batik (a bright color) for Fabric A

Cut 5 2 ¼" squares

Cut 4 2 7/8" squares (HST)

Light Batik for Fabric B


Cut 4 2 ¼" squares

Black for Fabric C

Cut 8 2 ¼" squares

Cut 4 2 7/8" squares (HST)

2013
Presidents
Blocks due in
June

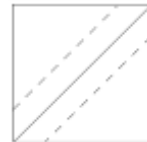


Preparation:

Half Square Triangle (HST)

Draw a diagonal line from corner to corner on the wrong side of each of the Fabric A 2 7/8" squares. Place Fabric A 2 7/8" square and a Black 2 7/8" square right sides together.

Stitch ¼" away from the drawn line on both sides.



Cut the square on the drawn line to yield 8 HST squares. Press the seam allowance toward Fabric A.

Trim the HST to 2 ¼".

Stitch a 2 ¼" Black square between two HST blocks. Make 4.



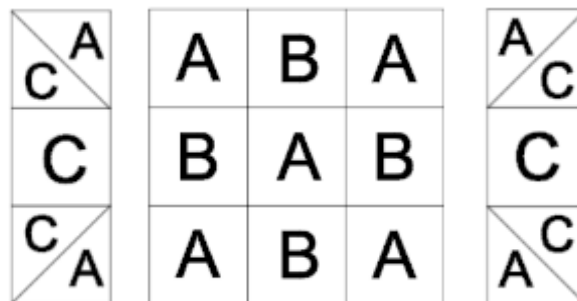
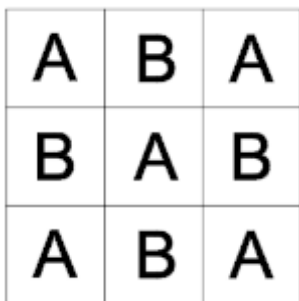
Set 2 aside.

Add a Black 2 ¼" square to each end of HST units to make the top and bottom rows of block.

9 Patch Block

Lay out five 2 ¼" Fabric A squares and four 2 ¼" Fabric B squares.

As shown.





Project Linus

Dear Ones,

Thanks so much for all your work and donations to the Linus Kids. This month it was my pleasure to pass on 2 crocheted blankets, 8 pre-cut kits, 2 fleece, 2 quilts and 4 caps to Project Linus. Special thanks to Happy Johns, Janice Farris, Sheila Kinsey, Sandy Hughes, Paige Conley (one of hers was a quilt her 6th graders made for other kids), and a very generous Randa Dillon for her cash donation (we do have to replenish supplies). Every kind of donation is appreciated.

This month we are invited to John Peter Smith to sew-in and deliver quilts. It is always delightful. We bring machines and notions and sew all day to add to the piles of quilts we deliver at our visit. We deliver close to 1000 quilts per year there. Some of there staff come join us on their lunch or after shift. It is hectic to schlep machines and supplies, but it is rewarding and they appreciate the delivery. Many of their patients are there because it is the only choice they have, so these quilts become treasures to kids that have so little.

Last week on Friday and Saturday, the quilt shop in Keller, had a Linus Sew-in and I got to go for a short time. There were several folks there sewing already cut kits, cutting kits, ironing fabric, piecing quilts and finishing them. Linus is so lucky to have such dedicated people supporting it in so many ways.

Please join us on our regular sew days: the 2nd and 4th Thursdays of the month at SouthCliff Baptist Church 4100 SW Loop 820, Ft. Worth from 9-3.

Contact plinusftw@att.net or the national site with info about the Fort Worth chapter at the projectlinus.org for further information.

The hospitals request measurements of:
Finished size small 40" x 44", large 57" x 44"

Linus is happy to accept donations of completed quilt, fabric, and any sewing notions or supplies.

The work we do for the guild and our community enriches us and the generations to come.
Sincerely, Elizabeth Cooper

May Show and Tell

Presented by	Name of Quilt	Maker and Quilter	Description
Charlotte Humprey	untitled	Charlotte Humprey	Giant Star Block for Ronald McD
Judy Liston	Vroom! Vroom!	Judy Liston	Trucks and equipment panel surrounded by lots of color for nephew's baby boy
Claudia Klipp	Serendipity	Claudia Klipp	designed by Jonna Burkes BOM applique class at Suzy's in Cedar Hill started in 2010. Hand quilted.

QGOA Executive Board & Standing Committees 2014

EXECUTIVE BOARD

President	Susan FitzGerald
Vice President	Sharon Ligon
Secretary	Elizabeth Carr
Treasurer	Dwain Edwards
Parliamentarian	Randa Dillon

STANDING & APPOINTED COMMITTEES

PROGRAMS

Sharon Ligon
Kandy Garrett

MEMBERSHIP

Membership Asst
Membership Asst
New Membership Asst
Guild Products

Carol Ramsey
Gloria Speakman
Betty Hancock
Kay Dietrick
Susan Sloan

HOSPITALITY

Door Prizes
Volunteer Hours
Golden Spool
Librarian
Librarian Asst

Malorie Harper
Debby Rake
Randa Dillon
Janice Mowery
Brenda Aigner
Pat Madrid

DONATION QUILT

Donation Quilt 2014
Donation Quilt 2015

Elizabeth Cooper
Nancy Spell

PUBLICITY

Rose Kauhane

NEWSLETTER

Historian
Sunshine & Shadow

Jenn Haxton
Sheila Parry
Barb Cain

QUILT SHOW 2014

Judy O'Polka
Kaye Huffman

GUILD ACTIVITIES

Block Party
Presidents Blocks
Display Case
Retreat Coordinator
Away Retreat Coordinator
TAQG Representative

Charlotte Humphrey
Charlotte Humphrey
Charlotte Humphrey
Billie Brecheen
Libby McDuffie
Sharon Schroeder
Carolyn Troupe

COMMUNITY OUTREACH

Susan G. Komen
Project Linus
Safe Haven
Wounded Warriors
Ronald McDonald

Janice Christy
Gayle Lacerda
Elizabeth Cooper
Patsy Martin
Rebecca Williams
Annette DeBose
Pearl Nettles

WEBSITE COORDINATOR

Website

Dottie Hughes
Art Parry

Email address to contact officers: support@qgoa.org,
or refer to the current directory for specific
information.



For Late Breaking QGOA News

You'll always know the latest information when you join the QGOA Yahoo Group; it is quick and easy. Go to the guild home page at www.QGOA.org and click on the link.

If you have any questions, please contact Barb Cain at bjc207@sbcglobal.net



IN CASE OF INCLEMENT WEATHER:

IN GENERAL, WE WILL DO WHAT THE UNIVERSITY OF TEXAS OF ARLINGTON DOES. IF THEY CANCEL EVENING CLASSES WE WILL CANCEL GUILD AND BOARD MEETINGS.



Guild Refreshments

January: C

February: H, V

March: M

April: S, Z, E

May: A, D

June: **POTLUCK (Board-Desserts)**

July: G, L

August: B, K, O

September: F, I, J, Q

October: N, P, R

November: T, U, W, X, Y

December: **POTLUCK (Board-Desserts)**

Please help at the membership table; signing in & greeting members & guests during your assigned month. Please mark your calendars.



Safe Haven Donations

*We will accept travel size toiletry items throughout the year.
ALL items should be new and unused including toiletries.*

January: Diapers, baby wipes

February: Children's socks

March: Children's underwear

April: Shampoo, brush, comb, etc.

May: Toothbrush, toothpaste, floss

June: Women's underwear

July: Feminine hygiene products

August: School Supplies

September: Soap and towels

October: Prepackaged snacks – Granola bars,
Goldfish crackers, etc.

November: Children's toys

December: Mittens, scarves or hats

Meet & Greet

One of the exciting things about being a member of the guild is meeting new people. Let's strive to introduce ourselves to visitors and new members this year. Also, get to know some of the current members you have never met. Perhaps invite someone for dessert and coffee or to join you at your next stitch group meeting.

STITCH GROUPS

Guild members are cordially invited to join a sewing group for fellowship and stitching. Most groups have room for new members.

Friendship Stitchers

Meets the 1st & 3rd Thursdays

10:00 a.m. at First Christian Church

Contact: Helga Smith

Etcetera Art Quilt Group

Meets @ Lone Star House of Quilts

1st Thursday of the Month 7 p.m. to 8:30 p.m.

Contact: Denny Cornett

The Piecemakers

Meets @ Bob Duncan Community Center

2nd & 4th Thursdays

6:00 p.m. to 10:00 p.m.

Contact: Linda McPherson

Sew-N-Sews

Meets @ Trinity United Methodist Church

1200 W Green Oaks Room A208

1st Monday of the month unless it is a Holiday

10 a.m. to 3 p.m.

Bring your lunch and \$3 per person per meeting as a donation to the church

Contact: Randa Dillon or Carolyn Bowden

Dear Jane Club

Meets @ Our Savior Evangelical Lutheran Church

3901 SW Green Oaks Blvd

2nd Monday of the Month 10 a.m. to 12:00 p.m.

Contact: Sherry Livingston

Greetings Guild Members,

2014 is going to be an exciting year for our guild. QGOA will be celebrating its 30th birthday!

In honor of this milestone, I am compiling a digital scrapbook of the first 30 years. The finished book will be a 12 X 12 hardbound book that will be placed in our library for all to check out and enjoy.

I am looking for pictures, stories, etc. of the guild's first 30 years for the 30th Anniversary scrapbook I am compiling. I would prefer these either in print or on cd but emailing would be good too. Any photos that you pass on, I do ask that you let me know who the people are in the photo as well as the event. I am also looking for pictures of this year's quilt show especially the quilts that won ribbons. I would love to have your submissions by the end of Aug. Thank you all for you help in this exciting endeavor.

Thank you, Sheila Parry



30th Anniversary T-shirts Order yours NOW!



Quilt Show Pins Available \$5 each



T-SHIRT ORDER FORM

Name: _____

Phone: _____ Email Address: _____

Circle Size: S M L XL 2XL 3XL 4XL

Cost is \$15

Form of Payment: (circle one) Check Cash

Please make all checks payable to QGOA.

Please drop off your form at the Membership Table at the March Meeting or send your order form with full payment to:

Quilters' Guild of Arlington
PO BOX 13232
Arlington, TX 76094-0232.

★ QUILT EVENTS ★

ABILENE QUILTERS GUILD STARS OVER ABILENE

June 13-14
Abilene Civic Center
1100 N 6th St , Abilene, TX
FRI 10-6 SAT 10-5

2014 IRVING QUILT SHOW STARS OVER TEXAS

June 13-14
Holy Family of Nazareth Church
2323 Cheyenne Street Irving, TX
Cost \$7 FRI 10-6 SAT 10-4

MESQUITE QUILT SHOW

June 20-21
Rutherford Recreation Center
900 Rutherford Dr, Mesquite, TX 7
Cost \$5 FRI 10-5 SAT 10-5

ELLIS COUNTY QUILT SHOW DOWN ON THE RANCH

July 18-19
Midlothian Conference Center
1 Community Circle, Midlothian, TX
FRI 10-5 SAT 10-5

TEXAS ROW BY ROW EXPERIENCE

July 1 - September 2, 2014
Texas Row By Row Experience
The 2014 Row by Row Experience has expanded to include 35 areas in the United States and Canada. 105 Texas Shops! Each area will feature participating quilt shops that have designed a unique row in a Sew a Season quilt. Collect the free patterns by visiting the shops during the summer
www.rowbyrowexperience.com/texas-row-by-row-experience.htm



Fon's & Porter's Love of Quilting is happy to announce the extension of their special offer for their magazine. As with previous offers, QGOA is authorized to sell subscriptions at the reduced price of only \$20.00 and the guild will keep \$5.00. This offer is good until Sept 30, 2014.

More information at the Membership Table at the Guild Meeting.

12x12 Quilt Challenge
Due July
Theme: Sail/Sale

Date	QGOA Programs & Workshops at a Glance
June 10, 2014	POTLUCK Supper and Strip Poker
July 8, 2014	Terrie McCleary ~ From 3 to 300
July 9, 2014	NEW WORKSHOP—Brenda Perry Amazing Stripes
August 12, 2014	Members Demo Stations
September 9, 2014	Tana Mueller ~ Crayon Techniques
September 10, 2014	WORKSHOP ~ Snowman Crayon Art
October 14, 2014	Sharon and Loren Wilhelm ~ A Lighthearted Look at Quilts and Poetry
November 11, 2014	Judy Howard from Buckboard Quilts ~ Civil War Trunk Show
December 9, 2014	POTLUCK Supper and Brown Bag Auction



Show and Tell

Date: _____

Presented by: _____

Name of Quilt: _____

Maker of Quilt: _____

Quilter (if different): _____

Description: _____



The Quilting Bee

Quilters' Guild of Arlington
PO BOX 13232
Arlington, TX 76094
www.qgoa.org

Lone Star House of Quilts

Established 2003

*Your Hometown
Quilt Shop*

*New Block of the Month
Sessions Starting in June.
Get Started on your next beautiful project!*



*Bring this Ad into the Shop
and receive
1 Fat Quarter FREE!*

Offer good only during June 2014

One Free Fat Quarter Per Customer/June 2014