

# The Quilting Bee

Quilters' Guild of Arlington

[www.qgoa.org](http://www.qgoa.org)



Volume XXX Issue 8

August 2014

## August Meeting

### August 12 – Members Demo Stations

The August meeting will be Members Demo Stations. There will be 5 different tables set up and the members will rotate around the room to learn fun and new techniques. Our demos will be reverse applique, cathedral windows, on-line research, 3-D stars and wing clipper ruler.



Meeting Reminders:

**Refreshments:**

Aug—B,K,O

Sep—F,I,J,Q

**Safe Haven:**

Aug—School

Supplies

Sep—Soap & Towels

**Don't forget!**

- Name Tag
- Show & Tell
- Block Party
- Linus Quilts
- Patriotic Blocks
- President's Block
- Challenge
- Swap Items



### 2014 Guild Officers

**President: Susan FitzGerald**

**Vice President: Sharon Ligon**

**Secretary: Elizabeth Carr**

**Treasurer: Dwain Edwards**

### NEXT MONTH'S FEATURE:

September 9—Tana Mueller—Crayon Techniques

September 10— Snowman Crayon Workshop

Tana is a crayon art enthusiast. Opening a new box of crayons, with their own unique colorful fresh smell, quickly motivates her to begin work on her next project. She started drawing her own artwork designs in 1986, through "designs by tana", and began adding crayon techniques to quilt projects in 2005.



### Meeting Location

Bob Duncan Center – Vandergriff Park

2800 S Center St Arlington, TX 76014

Meetings 2nd Tuesday each month

Doors open at 6:30 ~ Meeting at 7:00

## Words from Our Guild President

### Celebrate August!

When I was new to quilting I was given a weekend crash course on the Dresden Plate Block and how to Machine Appliqué with invisible thread. I got home and tried it on my own, I quickly came to two conclusions: one, that it takes more than a weekend to learn how to correctly Machine Appliqué; two, I hated this technique. I kept working on it and finished that quilt, but I never wanted to try Machine Appliqué again!

I've learned that sometimes all you need is a little critique and instructions to be inspired. On my first Shop Hop (back in the late 90's), I found a Santa Quilt that had pieced and appliquéd blocks. I came home and made all the pieced blocks and started working on a Needle Turn Appliqué block. Marlene Baker saw me struggling with it at a meeting and said "you don't know how to appliqué, do you?" I didn't know how to take that remark, but she did me a HUGE favor. She booked a program using hands on instructions with Betty Edgell and I've been on an 'Appliqué Journey' ever since.

Over the years I've tried every appliqué method: Back Basting, Broderie Perse, Needle Turn, Fused Dryer Sheet and Freezer Paper Appliqué. Debbie Rake taught a great class on Broderie Perse and the history behind it. Jolene Mershon taught Back Basting to several of us at a day retreat. Dorothy Koeritz showed me a tip on how to tie your silk thread to your needle so it won't slip out. It wasn't until Libby McDuffie shared her excitement about the P3 Design method that I gave Freezer Paper another try. I've been using the starch and freezer paper method for several years now and this June I took a class with Pearl P. Pieria of P3 Design. She's the guru of this technique and a wonderful instructor! The starching is a lot of up front prep work but it's my favorite way to prepare my piece for Hand Appliqué.

Janice Mowery, with the positive/negative pattern for Pumpkin Faces, got me all excited about trying Machine Appliqué again. Randa Dillon and Barb Cain, during the making of the 2013 Donation Quilt, shared several tips on how to use paper to stabilize a block. I learned from workshop instructors Susan Cranshaw, Laura Wasilowski, Ginny Eckley and Karen Eckmeier how to fuse appliqué pieces, and have practiced the Buttonhole, Blind, Blanket and Raw-edged Stitches. All it took was some good instructions and some tips and tricks under my belt to actually enjoy the Machine Appliqué process.

It's been a long journey, but, my point is don't get discouraged if your work isn't perfect. Keep learning and trying different methods and tap into the resources within our Guild. I'm so thankful we have so many wonderful quilters in our Guild who love to share what they know & are willing to help!

"Success is not final, failure is not fatal: it is the courage to continue that counts."  
~Winston Churchill

Happily Stitching Away, Susan

### August Birthdays

- 1 - Ginney Miller
- 2 - Terrie McCleary
- 3 - Marie Eggleston
- 3 - Sherry Livingston
- 6 - Gloria Speakman
- 9 - Cindy Forish
- 11 - Shelly Uggen
- 12 - Janice Mowery
- 14 - Eileen Watson
- 17 - Nancy Conner
- 17 - Patricia Eckstrom
- 17 - Martha Scott
- 19 - Sandra Hughes
- 20 - Ziegler Susan
- 22 - Sheila Parry
- 23 - Linda Frey
- 25 - Leila Kinsey
- 27 - Kathryn Jacobson
- 29 - Jean Dodson

## Summer Guild Retreat

Well, the retreat has come and gone. I believe it was a great success! Many people responded that the rooms were like walking in to a five star hotel. What a pleasant surprise for us all! The rooms with the exception of one at the end of the hall were spacious as was the work room. The tables provided for cutting and ironing were HUGE! As with anything new, there were lessons learned.

The rooms are windowless, meaning at night they are very dark. I found if we left the light for the shower area on; not the toilet area; it provided an adequate night light so we didn't walk face forward into a wall. There were separate lights for the vanity, toilet and shower areas. It was wonderful having control over the temperature in our room. Actually, we were given control over the temperature in the entire retreat areas.

Just because a chef is on duty does not mean there are gourmet meals. They were delicious, but not gourmet. Some would call them comfort food.

It is VERY important to forgo your pride and fill out the question concerning dietary restrictions. People were in attendance with heart conditions that needed a restricted salt diet. I only found one item overly salted, but if you're accustomed to no salt, a little is a lot. Once it became known, it was immediately addressed. Nobody had mentioned it on their questionnaire prior to the first few meals. Let's face it ladies and gentlemen, none of us are in perfect health any longer. There is no shame and it could be the rest of us will soon be catching up to the same restrictions.

A light weight cover-up would have been helpful. It is cool in the mornings and warm in the afternoon and evening.

The retreat is located on 1500 acres of farm land. The majority of our meat and produce was organically grown on site. There are also walking paths throughout the acreage we are invited to explore.

Yes, a snake was reported to have been spotted, identification was not made, so we don't know what kind; friend or foe. However, again we are on a 1500 acre farm. Snakes are to be expected. We are in Texas. So, heads down, watch where you put your feet! We have them in the city as well.

A poll was taken from the people in attendance. It was unanimous! Everyone would like to return to this location.

I would be interested in returning in January for our winter retreat. They provide a fire pit and smores bar that might be fun to investigate. Please let me know by email or text what works best for you.

Sharon Schroeder  
972-689-0493  
sharincovers@gmail.com

# Volunteer Hours

## COMMUNITY SERVICE AND VOLUNTEER HOURS

The tracking of the Volunteer Hours is just a means to tally hours spent in community service by our members. This record is to celebrate with you a job well done and in no way is used to compare or judge. What does it matter? For one, it is used if we apply for grants. It was also used to help justify our IRS status. What counts? Well, anything that promotes quilting.

Our guild regularly offers opportunities to use quilting for the community for members wanting to participate. We participate in wounded warrior quilts, Linus project, Ronald McDonald quilts, and Susan G. Komen miniature auction. All the hours spent on making those can be recorded as volunteer hours. Also, hours spent on guild business and selling donation quilt tickets. In addition, there are members who teach friends and neighbors to quilt without monetary compensation, and those hours count. If you make quilts for victims of disasters-that would count. The time spent making a quilt that is donated to a charity for its raffle I think could be reported.

We all want to help the community and this is a way to do it. Many of us have other avenues of giving and that is a wonderful thing. Many of us have little time to devote to such activities for a variety of reasons-working, caring for family, our own projects, etc. I also know that we do not necessarily want recognition for what we do. Just know that what ever you do for others is appreciated and we just want to celebrate our efforts together.

So, record those hours.

RANDA DILLON

VOLUNTEER HOURS FOR 2014			
MONTH	NUMBER OF QUILTERS REPORTING	NUMBER OF HOURS REPORTED	2014 TOTALS
JANUARY	17	329	329
FEBRUARY/MARCH	23	494	823
APRIL	40	1,430	2,253
MAY	221	491	2,744
QUILT SHOW	74	670.5	3,414.5
JUNE	24	408	3,822.5
JULY	29	598	4420.5

**It has been a mild summer but hot days are still ahead. Keep yourself, your family and your fur family cool!**



Dog Days by Cally Jane

# Next Workshop

## September 10 - Tana Mueller "Crayon Snowman"

The Crayon Snowman class. The students will work on two snowmen creating a small 10 in. H x 8 in. W block. The student will learn the basic crayon techniques for using multiple Crayola crayons to shade and blend.

The cost is \$40 with an additional \$10 for the kit, paid directly to Tana. Kits should be available at the August meeting.

Homework will be to trace the pattern so the class can start coloring right away. Also remember to buy your big box of CRAYOLA brand crayons, (Kandy found the 120 count at WalMart for \$9). Please contact Kandy or Sharon Ligon sooner rather than later ~ let's celebrate the holiday season in Sept!



### WORKSHOP REGISTRATION FORM

(Please use this form to register for all upcoming workshops. You may photo copy this form.)

Name: \_\_\_\_\_

Address: \_\_\_\_\_

City: \_\_\_\_\_ State: \_\_\_\_\_ Zip: \_\_\_\_\_

Phone: \_\_\_\_\_ Email Address: \_\_\_\_\_

Workshop Name: \_\_\_\_\_

Workshop Date: \_\_\_\_\_

Form of Payment: (circle one) Check      Cash

Cost is \$40 for members/\$45 for non-members. Please make all checks payable to QGOA.

**Payment must be received to hold your space in the workshop.** Enrollment is on first come first serve basis.

Please sign-up at a meeting at the Program Section of the Sign-In Table or send your registration form with full payment to:

Quilters' Guild of Arlington  
PO BOX 13232  
Arlington, TX 76094-0232.

Notify the Vice President, Sharon Ligon, that you wish to sign up.

Please pick up your supply sheet at the Guild meeting or check the website for a current link

Workshops are held at from 9 a.m. to 4 p.m. Pleasant Ridge Church of Christ Family Pavilion in Arlington, located at I20 & Little Road NW of the Southwest Plaza Shopping Center off Church Street.

### Workshop Fun!

#### The Very "Pertinent" Brenda Perry's Amazing Stripes Workshop (July 9th)

21 attendees joined in for a day of fun and were astounded at the variety of options possible using different striped fabrics and cutting the stripes at different places. Playful stripes turned into the happiest of colorful patterns. Formal stripes became beautiful, romantic patterns. All were so very interesting. Several of the attendees have taken what Brenda taught us to a new level. Watch for finished tops/quilts at the September guild meeting.



Kaye Huffman  
placing her blocks




Brenda Parry, Patricia Eckstrom  
and Kandy Garrett



Martha Scott and Julie  
Woodard showing off blocks



Rebecca Williams  
with her project



Sharon Ligon and Brenda  
Parry

## 2014 Donation Quilt Celestial Beauty

July was eventful and busy for our quilt. It went to Colleyville via Janice and David Mowery and the TAQG meeting in Mesquite via Rose Kahuane. It has done well and really is able to sell tickets simply with its beauty and expertise assembly. The guild still needs each of you to help offer tickets. It requires a lot of funds to operate our guild and this is one of our major financial projects. In September it is scheduled for exhibit at the Granbury guild and at LSHQ for the Shop Hop. Please see me to volunteer a couple hours of your time to sit with the quilt at LSHQ. I will have a sign up sheet at the August meeting.



Your guild thanks you for your gallant effort so far and we have just a few more months to reach our goal. Please let me know if you have another guild in mind, I am at [liz.cooper@tx.rr.com](mailto:liz.cooper@tx.rr.com) or 817-429-8126.

Many thanks, Elizabeth Cooper

## **12x12 Quilt Challenge** **Due September** **Theme: Magic**



**Cookbooks \$20 each**  
**Pick yours up at the Meeting**

## BLOCK PARTY

### Churn Dash 10 1/2" (finished (10"))

Fabrics: Greens

Dark green:

Cut two 4 7/8" squares then cut once diagonally  
for 4 half-square triangles

Medium green:

Cut four 2 1/2" squares

Light green:



Cut two 4 7/8" squares then cut once diagonally  
for 4 half-square triangles

Cut five 2 1/2" squares

Piecing directions:

Stich the dark and light triangles to form four  
"half-square" units and press toward the dark.

Assemble block as shown above



#### Monthly Block Party Information:

We will continue with the groups of 12 that make blocks each month as in 2013. At the end of the year we will have a drawing and each participant should win one set of 12 blocks. It is important that each one who participates makes every monthly block so that no one will be short any blocks at the drawing in December 2014. If you don't particularly like the blocks that you win, you will have enough to make a charity quilt. If you don't want to participate in the groups you may make the blocks in Red, White and Blue each month to be donated so that someone can make Wounded Warrior quilts with them. The blocks could also be made for the Ronald McDonald House. You may also make 6"(finished) nine patch blocks in child appropriate fabrics for Project Linus.





## QGOA Members Show Their Stuff!

QGOA Members are talented quilters and are being recognized for their skills.

### Etcetera Gallery Show:

The Etcetera Art Group will be showing for the third year at the Ol' Vic Gallery at Stage West Theatre in Fort Worth. The group took on a challenge this year inspired by the Cow exhibit at Houston International Quilt Festival last year. They chose a cat as the pattern, started with a few basic requirements and used imagination to develop the quilts from there. There are characters such as CleoCATra, CATtention Deficit, CATatonic, RoboCAT, Pablo PiCATso, CATtitude, Captain CAT Sparrow of the Pirates of the CATibbean, and others made by the group. Make time to check out this special exhibit and their other quilts at the Gallery. The Gallery Showing runs in concert with the last play of the season from August 21 through September 28. The play during the show is Beyond Therapy by Christopher Durang. Check out [www.stagewest.org](http://www.stagewest.org) for ticket information. The Ol' Vic Gallery features fine, visual art from local, regional and out-of-state artists. Being selected for this show is quite an honor. Each year, several dozen artists submit their paintings, photographs, sculptures and more for an opportunity to be selected as one of the featured visual artists during the season. The Etcetera group is one of the few to be invited back and is one of the fan favorites at the Theatre.



### Houston International Quilt Festival

Several of the QGOA members will have quilts shown in Houston this year.

**Anne Jones'** beautiful hand quilted Jewel Box quilt has been selected to be in the special exhibit, Texas Quilt Guild's Award Winning Traditional Quilts, at the Houston Quilt Show. The quilt won several ribbons at the QGOA 2013 quilt show.

**Carolyn Bowden, Patsy Martin and David Mowery** will also have quilts in the Houston exhibit. **Jane Kee** will be displaying her art quilt "Madonna of the Chocolate Cake" that was shown at 2014 QGOA.



**Congratulations!**



# Project Linus

Dear Ones,

Thanks so much for all your generosity. Your quilts have been turned in and the kids will surely enjoy them and find great comfort in them. We received tops, backs, whole cloth, fleece, notions, batting and kits. Special thanks to Janice Farris, Sheila Kinsey, Randa Dillon, Jolene Mershon, Ouida Bost, Pat Madrid, Judy Liston, Happy Johns, Nancy Spell, Susan FitzGerald, Janice Mowery and David Mowery.

The last Linus meeting included instructions on assembling a "new to us" pattern called Jigsaw and it produced many tops. We meet the 2nd and 4th Thursdays of the month at SCBC 4100 SW Loop 820, Ft. Worth. The details are at [Projectlinus.org](http://Projectlinus.org) (chapter of Ft.Worth). This year we are donating to Snowball Express - children of deceased military. The Linus blankets are always a comfort to these children.

The hospitals request measurements of:

Finished size small 40" x 44" or larger kids at 57" x 44".

Linus is also happy to accept donations of completed quilts, fabric, and any sewing notions or supplies.

The work we do for the guild and our community enriches us and the generations to come.

Sincerely, Elizabeth Cooper

## July Show and Tell

Presented by	Name of Quilt	Maker and Quilter	Description
Randa Dillon	Two Disappearing Nine Patch	Randa Dillon	Used the 9 patch blocks from a QGOA swap from a few years ago
Linda McPherson	Red/White/Green Exchange	Linda McPherson, maker Sabina Thompson, quilter	Exchange with Houston Group, Bunk House Buddies. Units exchanged was 4 patch and 1/2 square triangles from last July with a challenge to have it finished in July of this year.
Sheila Kinsey	Leila's Kitty Cat	Pearl Perkins, maker Shelia Kinsey, quilter	Lap quilt made by Leila's great, great aunt at the age of 94
Jolene Mershon	Oriental Lanterns	Jolene Mershon, maker Sabina Thompson, quilter	This was a UFO from several years ago. Worked on it at the retreat then finished it shortly afterwards. Sabina quilted it in an overall design.
Charlotte Humphrey	Unnamed	Charlotte Humphrey	Wounded warrior quilt
Judy Goldthorp	Star Quilt	Judy Goldthorp	This was her first quilt top to piece. Made from fat quarters collected on the Shop Hop in 2012. Friend sent her the pattern called Lucky Star.
Patricia Eckstrom	Soldier Twisted Star Quilt in Blue and Red	Patricia Eckstrom	Two Pat Speth quilt tops: Pinwheels on Parade and Star Medallion

## QGOA Executive Board & Standing Committees 2014

### EXECUTIVE BOARD

President	Susan FitzGerald
Vice President	Sharon Ligon
Secretary	Elizabeth Carr
Treasurer	Dwain Edwards
Parliamentarian	Randa Dillon

### STANDING & APPOINTED COMMITTEES

#### PROGRAMS

Sharon Ligon  
Kandy Garrett

#### MEMBERSHIP

Membership Asst  
Membership Asst  
New Membership Asst  
Guild Products

Carol Ramsey  
Gloria Speakman  
Betty Hancock  
Kay Dietrick  
Susan Sloan

#### HOSPITALITY

Door Prizes  
Volunteer Hours  
Golden Spool  
Librarian  
Librarian Asst

Malorie Harper  
Debby Rake  
Randa Dillon  
Janice Mowery  
Brenda Aigner  
Pat Madrid

#### DONATION QUILT

Donation Quilt 2014  
Donation Quilt 2015

Elizabeth Cooper  
Nancy Spell

#### PUBLICITY

Rose Kauhane

### NEWSLETTER

Historian  
Sunshine & Shadow

Jenn Haxton  
Sheila Parry  
Barb Cain

### QUILT SHOW 2014

Judy O'Polka  
Kaye Huffman

### GUILD ACTIVITIES

Block Party  
Presidents Blocks  
Display Case  
Retreat Coordinator  
Away Retreat Coordinator  
TAQG Representative

Charlotte Humphrey  
Charlotte Humphrey  
Charlotte Humphrey  
Billie Brecheen  
Libby McDuffie  
Sharon Schroeder  
Carolyn Troupe

### COMMUNITY OUTREACH

Susan G. Komen  
Project Linus  
Safe Haven  
Wounded Warriors  
Ronald McDonald

Janice Christy  
Gayle Lacerda  
Elizabeth Cooper  
Patsy Martin  
Rebecca Williams  
Annette DeBose  
Pearl Nettles

### WEBSITE COORDINATOR

Website

Dottie Hughes  
Art Parry

Email address to contact officers: [support@qgoa.org](mailto:support@qgoa.org),  
or refer to the current directory for specific  
information.



## For Late Breaking QGOA News

You'll always know the latest information when you join the QGOA Yahoo Group; it is quick and easy. Go to the guild home page at [www.QGOA.org](http://www.QGOA.org) and click on the link.

If you have any questions, please contact Barb Cain at [bjc207@sbcglobal.net](mailto:bjc207@sbcglobal.net)



### IN CASE OF INCLEMENT WEATHER:


IN GENERAL, WE WILL DO WHAT THE UNIVERSITY OF TEXAS OF ARLINGTON DOES. IF THEY CANCEL EVENING CLASSES WE WILL CANCEL GUILD AND BOARD MEETINGS.



## Guild Refreshments

January: C  
 February: H, V  
 March: M  
 April: S, Z, E  
 May: A, D  
 June: POTLUCK (Board-Desserts)  
 July: G, L  
 August: B, K, O  
 September: F, I, J, Q  
 October: N, P, R  
 November: T, U, W, X, Y  
 December: POTLUCK (Board-Desserts)

Please help at the membership table; signing in & greeting members & guests during your assigned month. Please mark your calendars.



## Safe Haven Donations

*We will accept travel size toiletry items throughout the year.  
 ALL items should be new and unused including toiletries.*

January: Diapers, baby wipes  
 February: Children's socks  
 March: Children's underwear  
 April: Shampoo, brush, comb, etc.  
 May: Toothbrush, toothpaste, floss  
 June: Women's underwear  
 July: Feminine hygiene products  
**August: School Supplies**  
 September: Soap and towels  
 October: Prepackaged snacks – Granola bars, Goldfish crackers, etc.  
 November: Children's toys  
 December: Mittens, scarves or hats

## Meet & Greet

One of the exciting things about being a member of the guild is meeting new people. Let's strive to introduce ourselves to visitors and new members this year. Also, get to know some of the current members you have never met. Perhaps invite someone for dessert and coffee or to join you at your next stitch group meeting.

## STITCH GROUPS

Guild members are cordially invited to join a sewing group for fellowship and stitching. Most groups have room for new members.

### Friendship Stitchers

Meets the 1st & 3rd Thursdays  
 10:00 a.m. at First Christian Church  
 Contact: Helga Smith

### Etcetera Art Quilt Group

Meets @ Lone Star House of Quilts  
 1st Thursday of the Month 7 p.m. to 8:30 p.m.  
 Contact: Denny Cornett

### The Piecemakers

Meets @ Bob Duncan Community Center  
 2nd & 4th Thursdays  
 6:00 p.m. to 10:00 p.m.  
 Contact: Linda McPherson

### Sew-N-Sews

Meets @ Trinity United Methodist Church  
 1200 W Green Oaks Room A208  
 1st Monday of the month unless it is a Holiday  
 10 a.m. to 3 p.m.  
 Bring your lunch and \$3 per person per meeting as a donation to the church  
 Contact: Randa Dillon or Carolyn Bowden

### Dear Jane Club

Meets @ Our Savior Evangelical Lutheran Church  
 3901 SW Green Oaks Blvd  
 2nd Monday of the Month 10 a.m. to 12:00 p.m.  
 Contact: Sherry Livingston

Greetings Guild Members,

2014 is going to be an exciting year for our guild. QGOA will be celebrating its 30th birthday!

In honor of this milestone, I am compiling a digital scrapbook of the first 30 years. The finished book will be a 12 X 12 hardbound book that will be placed in our library for all to check out and enjoy.

I am looking for pictures, stories, etc. of the guild's first 30 years for the 30th Anniversary scrapbook I am compiling. I would prefer these either in print or on cd but emailing would be good too. Any photos that you pass on, I do ask that you let me know who the people are in the photo as well as the event. I am also looking for pictures of this year's quilt show especially the quilts that won ribbons. I would love to have your submissions by the end of Aug. Thank you all for your help in this exciting endeavor.

Thank you, Sheila Parry

**Quilt Show Pins  
Available  
\$5 each**



30th  
anniversary

### Ronald McDonald Challenge 2014-2015

We have chosen the fabric for the 2014-2015 challenge and already received the fabric from Lone Star House of Quilts.

We have decreased the number of "kits" due to decreased participation last year. We will have 24 kits available (well, actually 22 since we will participate, also).

We are working on revising the guidelines for the Spirit of the Challenge Award. Hopefully, by the time we get to the July meeting with the kits, we will have the details ironed out.

In general, quilts should be at least 50" long per side, square or rectangle. If intended for a very young child, it should not have any buttons or other detachable embellishments.

All quilts turned in by the appointed deadline (to be determined) will be eligible for ribbons for 1st, 2nd, 3rd & Honorable Mention.

As I said, the Spirit of the Challenge guidelines are being revised.

We had some really great quilts this past year and hope to see more for next year's show.



Annette & Pearl

PS - If you would like to make an additional quilt for the Ronald McDonald House in Fort Worth using our past challenge fabric let us know. We still have several available.

# ★ QUILT EVENTS ★

## TEXAS ROW BY ROW EXPERIENCE

July 1 - September 2, 2014

Texas Row By Row Experience

The 2014 Row by Row Experience includes areas in the US and Canada. 105 Texas Shops!

[www.rowbyrowexperience.com/texas-row-by-row-experience.htm](http://www.rowbyrowexperience.com/texas-row-by-row-experience.htm)

## QUILT PLANO

### QUILT GUILD OF PLANO

August 15-16 FRI 9-5 SAT 9-5

Plano Centre, Plano, TX

[www.quiltersguildofplano.org](http://www.quiltersguildofplano.org)

## QUILTS OVER TEXAS

### QUILTER'S GUILD OF PARKER COUNTY

September 26-27 FRI 9-4 SAT 9-4

Sheriff's Posse Rodeo Grounds

2251 Mineral Wells Hwy (Hwy 180), Weatherford, TX, Cost \$7

[www.quiltersguildofparkercounty.org](http://www.quiltersguildofparkercounty.org)

### NEW QUILT SHOP IN ARLINGTON

#### SEW FABRICATED

2899 W Pioneer Pkwy (Corner of Roosevelt and 303)

Pantego, TX 76013

(817) 795-1925 TUE-FRI 10-6, SAT 10-5

## Sunshine and Shadow

Jane Kee, Patsy Martin, David Mowery, Carolyn Bowden, and Anne Jones will each have a quilt hanging in the Houston Show this year.

Congratulations!

Libby McDuffie's daughter and son in law have moved back to Texas!

Carol Ramsey's granddaughter's volleyball team placed 3rd in Nationals.

Dottie Hughes has two new great grandbabies. One had heart surgery and is doing well.

Elizabeth Carr's son was married in June.

Elaine Grasher's daughter is engaged.

Julie McCloud, owner of Quilt Among Friends, husband's father passed away this month.

Patsy Martin, Nancy Shortino, Janice Christy, and Rose Kauhane's families are experiencing serious health problems

Sheila Kinsey will have a knee replacement this month

Rebecca Williams had surgery and is recovering.

For requests to be placed in Sunshine and Shadow, contact Jenn Haxton or Barb Cain

### QGOA NEWSLETTER AD RATES

SIZE	1MO	3MO	1 YR
1/8 PAGE	\$7.50	\$22	\$85
1/4 PAGE	\$15	\$40	\$150
1/2 PAGE	\$30	\$75	\$270
1/2 PAGE (BACK)	\$40	\$105	\$378
FULL PAGE	\$60	\$150	\$540

Email ad to: [jshaxton@gmail.com](mailto:jshaxton@gmail.com)

Make payments to: QGOA

Mail payments to: Jenn Haxton, editor  
717 Bunker Hill  
Arlington, TX 76011

All ads must be print ready and fit the size requirement. Ads must be received by the 15th of the month prior to the desired publication month. Email preferred.

Date	QGOA Programs & Workshops at a Glance
August 12, 2014	Members Demo Stations
September 9, 2014	Tana Mueller ~ Crayon Techniques
September 10, 2014	WORKSHOP ~ Snowman Crayon Art
October 14, 2014	Sharon and Loren Wilhelm ~ A Lighthearted Look at Quilts and Poetry
November 11, 2014	Judy Howard from Buckboard Quilts ~ Civil War Trunk Show
December 9, 2014	POTLUCK Supper and Brown Bag Auction



Fon's & Porter's Love of Quilting is happy to announce the extension of their special offer for their magazine. As with previous offers, QGOA is authorized to sell subscriptions at the reduced price of only \$20.00 and the guild will keep \$5.00. This offer is good until Sept 30, 2014.

More information at the Membership Table at the Guild Meeting.

## Show and Tell

Date: \_\_\_\_\_

Presented by: \_\_\_\_\_

Name of Quilt: \_\_\_\_\_

Maker of Quilt: \_\_\_\_\_

Quilter (if different): \_\_\_\_\_

Description: \_\_\_\_\_

\_\_\_\_\_

\_\_\_\_\_

\_\_\_\_\_



### The Quilting Bee

Quilters' Guild of Arlington  
PO BOX 13232  
Arlington, TX 76094  
[www.qgoa.org](http://www.qgoa.org)



## LONE STAR HOUSE of QUILTS

Home to Fine Reproduction Quilt Fabrics



*Join our Row By Row Today!*

*Call or Come By*



*Your Hometown Quiltshop*

1210 W. Abram St., Arlington, TX 76016

*New  
At  
Lone Star House  
of Quilts*

*Buyer's  
Club*

*Save The  
Receipt*

*New Discounts  
Sign Up  
Today!*