

The Quilting Bee

Quilters' Guild of Arlington

www.qgoa.org



Volume XXX Issue 9

September 2014

September Meeting

September 9 – Tana Mueller—
Crayon Techniques

Tana is a crayon art enthusiast. Opening a new box of crayons, with their own unique colorful fresh smell, quickly motivates her to begin work on her next project. Tana has been coloring and drawing since 3 years of age. She started drawing her own artwork designs in 1986, through "designs by tana", and began adding crayon techniques to quilt projects in 2005. Tana specializes in western and country designs related to childhood experiences or memories. She currently has over 600 artwork line drawings that she and her Color Team are currently converting to patterns, using her crayon techniques.

Let's Color!



Each year Tana and her Color Team create a NEW Crayon project. You may be a crayon enthusiast too, if you can you sit and color for hours, own every crayon color ever made, enjoy the peace and relaxation coloring brings your inner spirit, or you can't wait for the next color technique or new project. While it's not necessary to know how to draw or stay within the lines, a crayon enthusiast must be patient about the art.

Meeting Reminders:

Refreshments:

Sep—F, I, J, Q

Oct—N, P, R

Safe Haven:

Sep—Soap & Towels

Oct—Prepackaged
Snacks

Don't forget!

- Name Tag
- Show & Tell
- Block Party
- Linus Quilts
- Patriotic Blocks
- President's Block
- Challenge
- Swap Items



2014 Guild Officers

President: Susan FitzGerald

Vice President: Sharon Ligon

Secretary: Elizabeth Carr

Treasurer: Dwain Edwards

NEXT MONTH'S FEATURE:

October 14—Sharon and Loren Wilhelm—A Lighthearted
Look at Quilts and Poetry

Sharon was previously the owner of two retail businesses: Country collectibles, and for ten years, "Sharon's Quilt Depot of McKinney, Texas". Having moved away from retail, she now has time to create quilts for teaching classes, patterns to sell retail and wholesale: quilts, blocks of the month, embroidery and punch needle.



Meeting Location

Bob Duncan Center – Vandergriff Park
2800 S Center St Arlington, TX 76014

Words from Our Guild President

September is our 30th Anniversary Celebration!

Once again, it is that time of the year, when we will be asking all of you to consider how you can best serve your Guild. Many positions are available in which we need your help! It takes all of our membership involved to keep things flowing smoothly throughout the year. Please consider what task you would like to do and volunteer.

It is easy to forget that membership means participation and we appreciate the members who always step up to the plate a good deal of the time. If you have not stepped up to the plate or been involved for awhile, and those who ARE new talent, will find that this Guild is very supportive of one another. I have been very grateful of all the support I've been given. You'll find being involved in the leadership of our Guild will be very rewarding and y'all will be in the groove!

One of the easiest ways to get in the groove is to commit to the Guild. We need your TALENTS to help keep this Guild a vibrant and vital group.

One Happy Volunteer!
Susan FitzGerald



PERSONAL GREETINGS TO OUR MEMBERSHIP:
A great big THANK YOU for all of the many calls, cards and encouraging e-mail I have received from Guild members as a result of having my left knee replaced August 7.

Caring for one another is a very important part of the healing process.

Hugs and Blessings,
Sheila Kinsey



September Birthdays

12 - Judy Liston

18 - Vivian Kight

20 - Carol Majka

21 - Kay Dietrick

2014 Donation Quilt Celestial Beauty

The guild needs each of you to help offer tickets. In September it is scheduled for exhibit at the Granbury guild and at LSHQ for the Shop Hop. The Shop Hop is longer this year, so more volunteers are needed. Please see me to volunteer a couple hours of your time to sit with the quilt at LSHQ.

Your guild thanks you for your gallant effort so far and we have just a few more months to reach our goal. Please let me know if you have another guild in mind, I am at liz.cooper@tx.rr.com or 817-429-8126.




Many thanks, Elizabeth Cooper

Golden Spool

Please remember to fill out a form and get it to Janice Mowery for a Golden Spool. The board will vote on the nominee and the awards are presented in June and December.

Janice Mowery, Golden Spool



QGOA NEWSLETTER AD RATES

SIZE	1MO	3MO	1 YR
1/8 PAGE	\$7.50	\$22	\$85
1/4 PAGE	\$15	\$40	\$150
1/2 PAGE	\$30	\$75	\$270
1/2 PAGE (BACK)	\$40	\$105	\$378
FULL PAGE	\$60	\$150	\$540

Email ad to: jshaxton@gmail.com

Make payments to: QGOA

Mail payments to: Jenn Haxton, editor
717 Bunker Hill
Arlington, TX 76011

All ads must be print ready and fit the size requirement. Ads must be received by the 15th of the month prior to the desired publication month. Email preferred.

Volunteer Hours

COMMUNITY SERVICE AND VOLUNTEER HOURS

The tracking of the Volunteer Hours is just a means to tally hours spent in community service by our members. This record is to celebrate with you a job well done and in no way is used to compare or judge. What does it matter? For one, it is used if we apply for grants. It was also used to help justify our IRS status. What counts? Well, anything that promotes quilting.

Our guild regularly offers opportunities to use quilting for the community for members wanting to participate. We participate in wounded warrior quilts, Linus project, Ronald McDonald quilts, and Susan G. Komen miniature auction. All the hours spent on making those can be recorded as volunteer hours. Also, hours spent on guild business and selling donation quilt tickets. In addition, there are members who teach friends and neighbors to quilt without monetary compensation, and those hours count. If you make quilts for victims of disasters-that would count. The time spent making a quilt that is donated to a charity for its raffle I think could be reported.

We all want to help the community and this is a way to do it. Many of us have other avenues of giving and that is a wonderful thing. Many of us have little time to devote to such activities for a variety of reasons-working, caring for family, our own projects, etc. I also know that we do not necessarily want recognition for what we do. Just know that what ever you do for others is appreciated and we just want to celebrate our efforts together.

So, record those hours.

RANDA DILLON

VOLUNTEER HOURS FOR 2014			
MONTH	NUMBER OF QUILTERS REPORTING	NUMBER OF HOURS REPORTED	2014 TOTALS
JANUARY	17	329	329
FEBRUARY/MARCH	23	494	823
APRIL	40	1,430	2,253
MAY	221	491	2,744
QUILT SHOW	74	670.5	3,414.5
JUNE	24	408	3,822.5
JULY	29	598	4420.5
AUGUST	23	438	4858.5



TAQG meeting info for Newsletter.

September 30, 2014, Tuesday am., the Special Interest Meeting is Membership.

Garden Ridge Church

102 N. Garden Ridge Blvd., Lewisville, TX

Next Workshop

September 10 - Tana Mueller "Crayon Snowman"

The Crayon Snowman class. The students will work on two snowmen creating a small 10 in. H x 8 in. W block. The student will learn the basic crayon techniques for using multiple Crayola crayons to shade and blend.

The cost is \$40 with an additional \$10 for the kit, paid directly to Tana. Kits should be available at the August meeting.

Homework will be to trace the pattern so the class can start coloring right away. Also remember to buy your big box of CRAYOLA brand crayons, (Kandy found the 120 count at WalMart for \$9). Please contact Kandy or Sharon Ligon sooner rather than later ~ let's celebrate the holiday season in Sept!



WORKSHOP REGISTRATION FORM

(Please use this form to register for all upcoming workshops. You may photo copy this form.)

Name: _____

Address: _____

City: _____ State: _____ Zip: _____

Phone: _____ Email Address: _____

Workshop Name: _____

Workshop Date: _____

Form of Payment: (circle one) Check Cash

Cost is \$40 for members/\$45 for non-members. Please make all checks payable to QGOA.

Payment must be received to hold your space in the workshop. Enrollment is on first come first serve basis.

Please sign-up at a meeting at the Program Section of the Sign-In Table or send your registration form with full payment to:

Quilters' Guild of Arlington
PO BOX 13232
Arlington, TX 76094-0232.

Notify the Vice President, Sharon Ligon, that you wish to sign up.

Please pick up your supply sheet at the Guild meeting or check the website for a current link

Workshops are held at from 9 a.m. to 4 p.m. Pleasant Ridge Church of Christ Family Pavilion in Arlington, located at I20 & Little Road NW of the Southwest Plaza Shopping Center off Church Street.

Online Resources for Quilters

From Libby McDuffie

Inspirations for ideas

Pinterest Do a search and you will be lost for hours looking at designs!

Google - Always a fun and quick way to get questions answered and look for ideas!

Craftsy - Online classes by many different teachers.

Etsy - Downloadable patterns

Instagram - quick sharing of photos

Flickr - sharing of photos plus access to 'billions' of quilt photos!

☆ Research local guilds for teachers & workshops. Get on lists from our wonderful local shops!

Internet Commerce Safety Look for sites that have https:// as part of their website address which verifies them as an Authorize.Net merchant Also look for the 'gold lock' when you are filling out a credit card authorization! If in doubt don't order, or pay through third party such as PayPal.

Teachers - Almost every national & international quilt & pattern designer, teacher, notion maker, etc... has a website! Google their name and explore!

Bonnie Hunter- Quiltville.com Does a mystery quilt each year, lots of freebies!

Marcia Hohn - quilterscache.com Links & more links! Freebies, patterns, blocks & tutorials

Sindy Rodenmeyer - Fatcatpatterns.com Free 'membership' to view & use patterns

Pat Speth - <http://www.patspeth.com/> Free patterns, links & blog

Pat Sloan <http://www.patsloan.com/> Free patterns, blog, links & radio show!

<http://www.creativetalknetwork.com/> podcasts - interviews & inspiration

Jinny Beyer - jinnybeyer.com - free patterns/blocks, tips & videos

Quilt Design

Electric Quilt Co. EQ7 Plus online classes to learn how to use the program, blogs, fabric palettes, & publications. <http://electricquilt.com> Now for Mac also!

Great resources for block and designs. Free download of blocks.

✂ <http://blockcentral.com/index.shtml>

✂ <http://www.patchpieces.com/sharingpatch.html>

Marcia Hohn - quilterscache.com

Quilt Patterns

✂ PatternSpot Downloadable patterns, many free <http://patternspot.com/>

✂ Missouri Star Quilt Co.. Great You Tube Tutorials: use of rulers, making blocks, use of pre-cuts fabric + Deal of the Day! <http://www.missouriquiltco.com/store-front>

✂ Quilt Bug Cute Online shop - but also informative articles & info <http://quiltbug.com>

✂ The Little Fabric Shop Fun free quilt patterns & tutorials <http://thelittlefabricshop.blogspot.com>

✂ Fresh Lemon Modern Quilts - bright & fun new designs for using the modern fabrics. Freebies and fabrics for sale. <http://www.freshlemonsquilts.com/>

✂ Silver Linings Paper piecing patterns <http://www.silverliningsoriginals.com/>

✂ Quilting on the Square - BOM & patterns <http://www.quiltingonthesquare.com/>

✂ Martingale Publishing shopmartingale.com - ebooks from out of print books, freebies, quilting book review, daily blog. Friday is their knitting and crochet blog

Applique

Pearl P. Pereira www.p3designs.com She has free BOM at the start of each year

Apple Blossom appleblossomquilts.com - free block/month, tips mostly on back basting applique, & youtube videos

Fabric

Quilt Shops.Com www.quiltshops.com Links to >1,200 quilt shops. Fantastic fabric source!

Whittle's Fabrics www.whittlesfabrics.com Some of the best prices on fabric. Shop quick because the fabrics go fast!

Thread Bear Fabrics, located in Cummings, GA Suggested by a member as her fav! <http://www.threadbearfabrics.com/>

Quilt Home - Modern fabrics - Amy Butler, Kaffe Fassett & more <http://quilthome.com/>

Thousands of Bolts - thousandofbolts.com - discounted fabric

eQuilter.com - lots of fabric...discounts from time to time such as free shipping...carry whole lines

Thread

Superior Thread <http://www.superiorthreads.com/>

Videos, blog, needle & thread help and discussions, plus a joke in each blog!

Red Rock Treads - great source for a variety of threads, machine & hand sewing <http://www.redrockthreads.com/>

Embroidery

Mary Corbett - Amazing source for free embroidery stitch videos <http://www.needlenthread.com/>

Nordic Needle - nordicneedle.com - blog on embroidery & tatting

Phone & Computer apps

Quilt Across Texas Has info about the statewide shop hop, but most importantly all the quilt shops, addresses & phone numbers

Block Fab & Quilt Fab Limited use, but does give you quick measurements

Quiltcalc - iphone app for quick block & quilt measurement ideas

Quilting the Quilt - Daily blogs with designs. Patterns will be for sale in later publications.

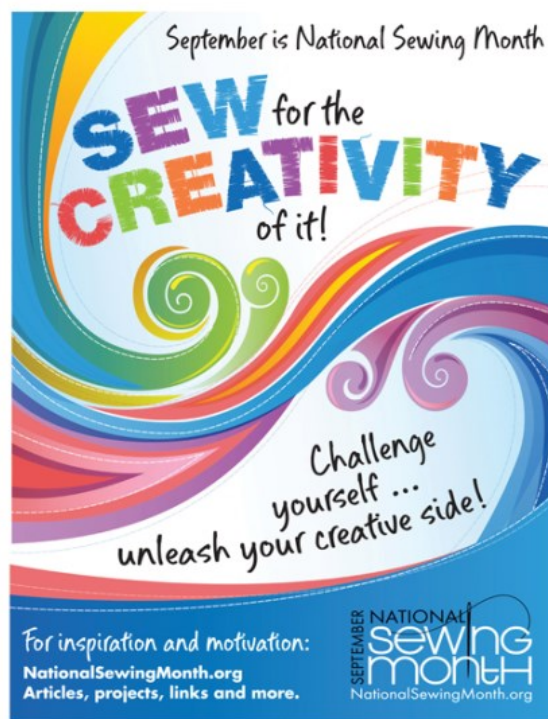
Leah Day <http://freemotionquilting.blogspot.com/>

Lori Kennedy <http://theinboxjaunt.com/quilt/free-motion-quilting-tutorials/>

**September is NATIONAL SEWING MONTH!**

In 1982 President Ronald Reagan declared September to be National Sewing Month to acknowledge the value of domestic sewing in the United States.

<http://www.nationalsewingmonth.org/>



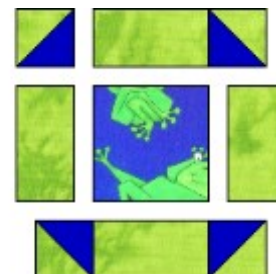
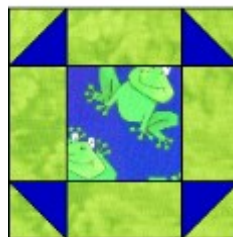
National Sewing Month is presented by the Sewing & Craft Alliance in partnership with the American Sewing Guild.

BLOCK PARTY

Playtime +

Main Fabric: Choose a bright juvenile print of any color.

Coordinating Fabrics: Two fabrics that are bright, fun and happy that will please a young child



Cut a 6 1/2" square from the main fabric

Cut two 3 7/8" squares and cut diagonally for four half-square triangles from 2nd fabric


Cut two 3 7/8" squares from 3rd fabric (background) and cut diagonally for four half-square triangles

Cut four 3 1/2" x 6 1/2" rectangles from the 3rd fabric (background).



Make four half-square units from the two coordinating fabrics then assemble as shown above.

Note from Charlotte: Since we started our blocks in February, which could cause us to have to over into January 2015 to finish 12 blocks, I would like to do two blocks this month so that we will finish the twelfth block and have our drawing in December. Make the second block in black and white (black on white, white on black). Choose any combination of the black and white prints. Just be sure there is plenty of contrast in the three fabric choices. This is such a simple block so I don't think it will be too much work for one month. Thank you for bearing with me on this.



Monthly Block Party Information:

We will continue with the groups of 12 that make blocks each month as in 2013. At the end of the year we will have a drawing and each participant should win one set of 12 blocks. It is important that each one who participates makes every monthly block so that no one will be short any blocks at the drawing in December 2014. If you don't particularly like the blocks that you win, you will have enough to make a charity quilt. If you don't want to participate in the groups you may make the blocks in Red, White and Blue each month to be donated so that someone can make Wounded Warrior quilts with them. The blocks could also be made for the Ronald McDonald House. You may also make 6"(finished) nine patch blocks in child appropriate fabrics for Project Linus.

★ QUILT EVENTS ★

QUILTS OVER TEXAS

QUILTER'S GUILD OF PARKER COUNTY

September 26-27 FRI 9-4 SAT 9-4

Sheriff's Posse Rodeo Grounds

2251 Mineral Wells Hwy (Hwy 180), Weatherford,

TX, Cost \$7

www.quiltersguildofparkercounty.org

NEW QUILT SHOP IN ARLINGTON

SEW FABRICATED

2899 W Pioneer Pkwy (Corner of Roosevelt and 303)

Pantego, TX 76013

(817) 795-1925 TUE-FRI 10-6, SAT 10-5

www.sewfabricated.com

12x12 Quilt Challenge Due September Theme: Magic



Cookbooks \$20 each
Pick yours up at the Meeting

Ronald McDonald Challenge 2014-2015

We have chosen the fabric for the 2014-2015 challenge and already received the fabric from Lone Star House of Quilts. We have decreased the number of "kits" due to decreased participation last year. We will have 24 kits available (well, actually 22 since we will participate, also).

We are working on revising the guidelines for the Spirit of the Challenge Award. Hopefully, by the time we get to the July meeting with the kits, we will have the details ironed out.

In general, quilts should be at least 50" long per side, square or rectangle. If intended for a very young child, it should not have any buttons or other detachable embellishments.

All quilts turned in by the appointed deadline (to be determined) will be eligible for ribbons for 1st, 2nd, 3rd & Honorable Mention.

As I said, the Spirit of the Challenge guidelines are being revised.

We had some really great quilts this past year and hope to see more for next year's show.



Annette & Pearl

PS - If you would like to make an additional quilt for the Ronald McDonald House in Fort Worth using our past challenge fabric let us know. We still have several available.

Date	QGOA Programs & Workshops at a Glance
September 9, 2014	Tana Mueller ~ Crayon Techniques
September 10, 2014	WORKSHOP ~ Snowman Crayon Art
October 14, 2014	Sharon and Loren Wilhelm ~ A Lighthearted Look at Quilts and Poetry
November 11, 2014	Jen Eskridge - Hexagons Made Easy and Learn to Sew Easy Curves
December 9, 2014	POTLUCK Supper and Brown Bag Auction



Fon's & Porter's Love of Quilting is happy to announce the extension of their special offer for their magazine. As with previous offers, QGOA is authorized to sell subscriptions at the reduced price of only \$20.00 and the guild will keep \$5.00. This offer is good until **Sept 30, 2014.**

More information at the Membership Table at the Guild Meeting.



The Future of QGOA is in YOUR Hands!

It is time to look toward 2015 and the Leadership for the Guild. The Nominating Committee has been selected and will be looking for nominations for the Executive Board. There are other positions that are needed and your Guild needs you to add your talents to the list. Make your interest known to one of the current Board Members. The next few months will be vital to the success of 2015 in building the names on this list on the next page. If you have questions about any of the roles, just ask the person in the position now. Having a say in the activities and decisions of your own guild is very rewarding. It is a great time to watch the process before you gather the reigns!



QGOA Executive Board & Standing Committees 2014

EXECUTIVE BOARD

President	Susan FitzGerald
Vice President	Sharon Ligon
Secretary	Elizabeth Carr
Treasurer	Dwain Edwards
Parliamentarian	Randa Dillon

STANDING & APPOINTED COMMITTEES

PROGRAMS

Sharon Ligon
Kandy Garrett

MEMBERSHIP

Membership Asst
Membership Asst
New Membership Asst
Guild Products

Carol Ramsey
Gloria Speakman
Betty Hancock
Kay Dietrick
Susan Sloan

HOSPITALITY

Door Prizes
Volunteer Hours
Golden Spool
Librarian
Librarian Asst

Malorie Harper
Debby Rake
Randa Dillon
Janice Mowery
Brenda Aigner
Pat Madrid

DONATION QUILT

Donation Quilt 2014
Donation Quilt 2015

Elizabeth Cooper
Nancy Spell

PUBLICITY

Rose Kauhane

NEWSLETTER

Historian
Sunshine & Shadow

Jenn Haxton
Sheila Parry
Barb Cain

QUILT SHOW 2014

Judy O'Polka
Kaye Huffman

GUILD ACTIVITIES

Block Party
Presidents Blocks
Display Case
Retreat Coordinator
Away Retreat Coordinator
TAQG Representative

Charlotte Humphrey
Charlotte Humphrey
Charlotte Humphrey
Billie Brecheen
Libby McDuffie
Sharon Schroeder
Carolyn Troupe

COMMUNITY OUTREACH

Susan G. Komen
Project Linus
Safe Haven
Wounded Warriors
Ronald McDonald

Janice Christy
Gayle Lacerda
Elizabeth Cooper
Patsy Martin
Rebecca Williams
Annette DeBose
Pearl Nettles

WEBSITE COORDINATOR

Website

Dottie Hughes
Art Parry

Email address to contact officers: support@qgoa.org,
or refer to the current directory for specific
information.



For Late Breaking QGOA News

You'll always know the latest information when you join the QGOA Yahoo Group; it is quick and easy. Go to the guild home page at www.QGOA.org and click on the link.

If you have any questions, please contact Barb Cain at bjc207@sbcglobal.net



IN CASE OF INCLEMENT WEATHER:


IN GENERAL, WE WILL DO WHAT THE UNIVERSITY OF TEXAS OF ARLINGTON DOES. IF THEY CANCEL EVENING CLASSES WE WILL CANCEL GUILD AND BOARD MEETINGS.



Guild Refreshments

January: C
 February: H, V
 March: M
 April: S, Z, E
 May: A, D
 June: POTLUCK (Board-Desserts)
 July: G, L
 August: B, K, O
 September: F, I, J, Q
 October: N, P, R
 November: T, U, W, X, Y
 December: POTLUCK (Board-Desserts)

Please help at the membership table; signing in & greeting members & guests during your assigned month. Please mark your calendars.



Safe Haven Donations

*We will accept travel size toiletry items throughout the year.
 ALL items should be new and unused including toiletries.*

January: Diapers, baby wipes
 February: Children's socks
 March: Children's underwear
 April: Shampoo, brush, comb, etc.
 May: Toothbrush, toothpaste, floss
 June: Women's underwear
 July: Feminine hygiene products
 August: School Supplies
September: Soap and towels
 October: Prepackaged snacks – Granola bars, Goldfish crackers, etc.
 November: Children's toys
 December: Mittens, scarves or hats

Meet & Greet

One of the exciting things about being a member of the guild is meeting new people. Let's strive to introduce ourselves to visitors and new members this year. Also, get to know some of the current members you have never met. Perhaps invite someone for dessert and coffee or to join you at your next stitch group meeting.

STITCH GROUPS

Guild members are cordially invited to join a sewing group for fellowship and stitching. Most groups have room for new members.

Friendship Stitchers

Meets the 1st & 3rd Thursdays
 10:00 a.m. at First Christian Church
 Contact: Helga Smith

Etcetera Art Quilt Group

Meets @ Lone Star House of Quilts
 1st Thursday of the Month 7 p.m. to 8:30 p.m.
 Contact: Denny Cornett

The Piecemakers

Meets @ Bob Duncan Community Center
 2nd & 4th Thursdays
 6:00 p.m. to 10:00 p.m.
 Contact: Linda McPherson

Sew-N-Sews

Meets @ Trinity United Methodist Church
 1200 W Green Oaks Room A208
 1st Monday of the month unless it is a Holiday
 10 a.m. to 3 p.m.
 Bring your lunch and \$3 per person per meeting as a donation to the church
 Contact: Randa Dillon or Carolyn Bowden

Dear Jane Club

Meets @ Our Savior Evangelical Lutheran Church
 3901 SW Green Oaks Blvd
 2nd Monday of the Month 10 a.m. to 12:00 p.m.
 Contact: Sherry Livingston

August Show and Tell

Presented by	Name of Quilt	Maker and Quilter	Description
Judy Liston	Wounded Warrior	Judy Liston	A folksy flag using fabrics from Helen Gardner's stash
Kathy Kaju	Priscilla's Colors	Kathy Kaju	This quilt is for a friend who just recovered from cancer. These are her favorite colors.
Kathy Kaju	Elijah's Not-So Baby Quilt	Kathy Kaju	Panel—Days of Yore fabrics with coordinating fabrics from the collection. Machine and hand quilted
Randa Dillon	Christmas at the Cabin	Randa Dillon	None provided
Debby Rake	Cat-tention Deficit	Debby Rake	Original Design-Etcetera Art Quilters Challenge
Debby Rake	Face it	Debby Rake	Original design—Didn't think she would do it. Black and White Face
Debby Rake	I See You—Can You See Me?	Debby Rake	Original design—#2 of a series, Playing with favorite color in a face
Debby Rake	Face fac(e)ts	Debby Rake	Original design—#3 in a series, More color play in a face
Darleen Jordan	Tumbling Blocks	Darleen Jordan, maker Sabina Thompson, quilter	Kaffe Fassett fabrics
Darleen Jordan	Ford Mustangs	Darleen Jordan, maker Sabina Thompson, quilter	Ford Mustang in center of block framed with 2 different colors
Happy Johns	TCU Tshirt quilt	Happy Johns	TCU fabric and Tshirts for a former TCU student
Happy Johns	Not provided	Happy Johns	Blocks from exchange from years ago. 13 members made blocks. Quilt will have a small black border then multicolored stars on black for sashing
Happy Johns	Not provided	Happy Johns	Found pattern in old magazine. Trying to use up squares of greens and beige. The sashing ties colors together
Jaye McLaughlin	Seashore Birds for Heather	Jaye McLaughlin, maker Paige Conley, quilter	Kit purchased at Houston Int'l Quilt Festival several years ago for daughter and son-in-law's beach house. They have since moved, but this will remind them of that place
Jaye McLaughlin	Baby Quilt and Burp Cloth	Jaye McLaughlin	Pink Pinwheels for a baby girl. A scrappy quilt for a niece in NY who is expecting her second child who is supposed to be a girl
Jenn Haxton	Tribal Touch	Jenn Haxton	Tiger adapted from a hand embroidery design from Urban Threads into applique.
Jenn Haxton	Little House of the Fairy	Jenn Haxton	Originally started as a 3D house that wasn't turning out well so used the leaves for a 2D
Jenn Haxton	Running Free	Jenn Haxton	Horse design adapted from a Tribal Tattoo by Maegan Penley
Jenn Haxton	Captain Cat Sparrow, Pirates of the Catibbean	Jenn Haxton	Etcetera Art Quilters Challenge

Lone Star House of Quilts

Established 2003

Your Hometown Quilt Shop



12th Annual North Texas Quilt Shop Hop

Extended Dates!

Thursday, Sept 4
Saturday Sept 13
10AM - 5PM

Quilt Across Texas

Texas Statewide Quilt Shop Hop

September 1st - September 30th



➔ **Open Now Mondays - Saturdays** ➔

Show and Tell

Date: _____

Presented by: _____

Name of Quilt: _____

Maker of Quilt: _____

Quilter (if different): _____

Description: _____
