



The Quilting Bee

Quilters' Guild of Arlington

www.qgoa.org

Meeting Location

Bob Duncan Center -- Vandergriff Park
2800 S Center St Arlington, TX 76014
Meetings 2nd Tuesday each month
Doors open at 6:30 ~ Meeting at 7:00



2015 Guild Officers

President: Barb Cain
Co-Vice Pres-Sharon Ligon
Co-Vice Pres-Carolyn Bowden
Secretary-Elizabeth Carr
Treasurer Ruth Ann Uzzle
Parliamentarian-Susan Fitzgerald

March's Meeting

Margie Peyton is the owner of Sew So Easy Quilt Shop in Saginaw, TX and a regular vendor in our quilt shows. Her program called "Making Memories Through Quilts" will be our March Program.

February Meeting Barbara Eikmeier

Barbara J. Eikmeier is our speaker for our February Guild meeting (February 10, 2015) and will be leading us in a hand appliqué workshop on the following Wednesday (February 11, 2015). She has been quilting since 1984 and teaching quilting since 1990. She is the author of four books including "Back Basting Applique Step by Step", published by Martindale and Co. Married to a career Army officer, she has lived in several regions of the U. S. as well as South Korea, exposing her to many quilting styles. Barb considers herself a traditional quilter and appliqué is her favorite technique. She lives in Lansing, Kansas with her husband (now retired from the Army) where she quilts, writes, gardens and bakes pies. Both her children are grown and both her children write, her daughter-in-law writes and her husband writes. Her two dogs and two cats don't write but they wish they could because there are things they would like to tell her. She is very interesting and personable and you can get to know more about Barb on her active website and Facebook page.

website: BarbsFavorites.com

<https://www.facebook.com/barbarajeikmeier>

QGOA March Day Retreat

For: QGOA Members and their guests; space is limited to 60 persons

When: Thursday, Friday and Saturday, March 26, 27, & 28

Thurs. 9:30 AM–9 PM, Fri. 9 AM–9 PM & Sat.

9 AM-3:30 PM

Where: Pleasant Ridge Church of Christ, Family Life Center, Arlington

Cost: \$40 Must be paid with registration. \$30 if you bring your own table and/or do not require table space.

Space is limited!! Please let Libby know if you can bring your own table this will allow more room for others to join us.

Registration Forms will be available at the guild meeting or on the qgoa.org website.

QGOA Away Retreats

We have some exciting retreats scheduled for your fun and pleasure in 2015. Please see the Retreat letters and registration forms for additional information.

August Retreat—Sign up by July 14, 2015

Greenbriar will be limited to 18 persons.

[August Retreat Letter-Greenbriar](#)

[August Greenbriar Retreat Registration](#)

Sharon Schroeder

Vocabulary Word:

Proquiltinating:
working on quilts when you should be doing laundry, or dishes, or picking kids up from school.

Sewsleepless.blogspot.com

February Birthdays

7 – Darleen Jordan
11 – Helga Smith
13 – Ann Siden
16 – Ruth Anne Uzzle
17 – Laura Lowe
18 – Dorothy Koeritz
20- Claudia Kipp
20 – Joyce Clark
20 – Peggy McCormick
25 – Susan Buckner
25 – Merry Mancini
26 – Annette DeBois



Guild Refreshments

February: H, V

March: M

April: S, Z, E

May: POTLUCK (Board-Desserts)

June: A, D

July: G, L

August: B, K, O

September: F, I, J, Q

October: N, P, R

November: T, U, W, X, Y

December: POTLUCK
(Board-Desserts)

MEMBERSHIP

Don't forget to pay your 2015 membership dues to Betty Hancock at the next Guild Meeting!!

Safe Haven Donations

February: Children's socks

March: Children's underwear

April: Shampoo, brush, comb, etc.

May: Toothbrush, toothpaste, floss

June: Women's underwear

July: Feminine hygiene products

August: School Supplies

September: Soap and towels

October: Prepackaged snacks – Granola bars, Goldfish crackers, etc.

November: Children's toys

December: Mittens, scarves or hats

**We will accept travel size toiletry items throughout the year. ALL items should be new and unused including toiletries.

In Case of Inclement Weather:

In general, we will do what the University of Texas of Arlington does. If they cancel evening classes we will cancel guild and board meetings.

Quilt Tip of the Month

Bobbin Keepers

Judi Kanipe, Portland, OR

Toe separators used for pedicures are perfect for holding bobbins and keeping thread from unraveling. They stack neatly, and you can see the thread colors at a glance.



ATTENTION: WORKSHOP LOCATION MOVED!!!

Regarding the workshop on February 11th: The Pleasant Ridge Church of Christ pavilion is being remodeled and is not available for our use. The workshop will be held at Sew Fabricated, 2899 W. Pioneer Pkwy, Pantego, TX 76013. Class will begin at 9:00 am and last until no later than 4:00 pm. If anyone has questions or wants to sign up, have them contact me at 817-688-4162 or skligon981@gmail.com.

February Workshop

February 11 - Barb Eikmeier "Border Accents and Back Basting, Hand Applique Sunflower"

Barb has been quilting since 1984 and teaching quilting since 1990. She is the author of four books including "Back Basting Applique Step by Step", published by Martindale and Co. Barb considers herself a traditional quilter and appliqué is her favorite technique. Learn how to add a scalloped accent border AND experience the Back Basting Appliqué technique. Students will begin to add a border to a 12" block and begin sewing on the center sunflower.

Finished size 17" x 17".

Supply List is [Here](#)

Workshop Registration

Name: _____
Address: _____
City: _____ State: _____ Zip: _____

Phone: _____ Email Address: _____

Workshop Name: _____

Workshop Date: _____

Form of Payment: (circle one) Check Cash

Cost is \$40 for members/\$45 for non-members. Please make all checks payable to QGOA.

Payment must be received to hold your space in the workshop. Enrollment is on first come first serve basis.

Please sign-up at a meeting at the Program Section of the Sign-In Table or send your registration form with full payment to:

Quilters' Guild of Arlington
PO BOX 13232
Arlington, TX 76094-0232.

Notify the Vice President, Sharon Ligon, that you wish to sign up.

Please pick up your supply sheet at the Guild meeting or check the newsletter on the website www.QGOA.org

Workshops are held at from 9 a.m. to 4 p.m. Pleasant Ridge Church of Christ Family Pavilion in Arlington, located at I20 & Little Road NW of the Southwest Plaza Shopping Center off Church Street.

(Please use this form to register for all upcoming workshops. You may photocopy this form)

QGOA 2015 Meetings and Workshops

Date	Speaker	Title of Program
January 13	Brenda Perry	Waste Not Want Not
February 10	Barb Eikmeier	A is for Applique
February 11	Barb Eikmeier Workshop	Border Accents & Back Basting Hand Applique: Sunflower
March 10	Margie Peyton	Making Memories Through Quilts
April 14	Debbie Panton	Building a Legacy with Quilts
May 12	Members	Potluck Dinner/Winners' Circle
June 9	Linda Neal	Tales of the Traveling Quilter
Jun 10	Linda Neal Workshop	English Paper Piecing Project TBD
July 14	Jo Lynn O'Neill	Scrap Quilts and More
August 11	Members	Helpful Tips and Techniques
September 8	Lerlene Nevaril	Hidden Blocks
September 9	Lerlene Nevaril Workshop	Bear Paws Beauty Midnight Quilt
October 13	Jan Matthews	Interpretation with Confidence
November 10	Kathy Dunigan	Bloom Where You're Planted
November 11	Kathy Dunigan Workshop	Applique Project TBD
December 8	Members	Potluck Dinner/Brown Bag Auction



Sunshine

Barb Cain-Grandson
Tanner Dean Graham
born Febraury 2.
Jenn Haxton-Nephew
Colton Patric born Jan 16

Shadow

Kathy Kajus-Brother
passed in January.

Cookbooks

We have recouped our cost on the cookbooks! Yeehaw! The guild has about 400 cookbooks left and it will be pure profit to the guild.

Here is where we need your help. Do you have ideas on how to sell the last of these wonderful books? Do you have contacts in a church, school, etsy store, a booth at a craft show or boutique?

Bring your ideas to Linda Dickson or Dwain Edwards.

Quilters' Roundup
Calling all Shoppers!
We have rounded up the Best Quilt Shops!



Waco Convention Center
 Chisholm Hall
 Waco, Texas
 February 27 & 28, 2015
 Friday 10 to 5
 Saturday 10 to 4

Heart of Texas One Stop Shop Hop 

Join us for the ***2015 Stars Over Abilene Quilt Show***

Abilene Civic Center

1100 N 6th St, Abilene, TX 79601

Friday June 12- Saturday June 13

Austin fabric artist Malka Dubrawsky will be teaching two exciting classes for the 2015 Stars Over Abilene show.

Friday June 12- 1:00-4:00pm
 Improvisational Piecing \$40

<http://www.stitchindye.com/workshops/>

Saturday June 13- 9:30am-12:30 Modern Baby Quilt. \$40

Both classes include the cost of the book Fresh Piecing by Malka Dubrawsky

Contact Charlotte Williams at 325 692-5857 or Shaula Patton at 325 893 4699 (Feathered Star)

Approximately 20 Quilt Shops Under 1 Roof!

TEXHOMA

One Stop Shop Hop

Let's Take a Trip Around the World!



March 27 & 28, 2015

Friday 10-5 Saturday 10-4

Cost: \$5

Grand Prizes


Babylock Melody Sewing Machine valued at \$1,799.99

Cameo Silhouette Cutter valued at \$299.99

Wichita Falls' Multi-Purpose Events Center,
 1000 5th. St., Wichita Falls, TX 76301
texhomaonestopshophop.com

Quilt Shows and Shop Hops

Wild About Texas



Quilt Show 2015

March 27-28, 2015

10:00 a.m. - 4:00 p.m.

Holy Family Catholic Church
 704 Mallette Drive
 Victoria, TX 77904



CONGRATULATIONS TO QGOA VOLUNTEERS

Volunteer Hours Report for
January 2015:

22 members reported a total
of 358 hours

Display Case

Billie Brecheen who has done a wonderful job on the guilds display case has some requests from us. She is looking for orphan blocks, mini quilts or blocks from different members.

February -anything that represents hearts, red, chocolate, love. Please bring them to the February meeting.

March-Kites, wind, flowers, spring. Bring to February meeting.

****Please put your name on your things. So Billie can get them back to you.**

Dear Ones : thank you so much for a great 2014 and a super start to 2015.

This month we received quilts, tops and backs, afghans, baby hats, embroidery thread, batting, fabric and scraps. With special thanks to Judy Liston, Jolene Mershon who quilted a quilt done by Ouida Bost (one our treasures), Ouida Bost, Jean Dodson, Kelly Lester, Robbie Colley gave blankets made by another sister-Del Rutledge, Carolyn Chandler, Kaye Dietrich and Anonymous. The Linus quilts are distributed in your community at ACH child and family services, AIDS outreach, Baylor Surgicare, Catholic Charities, Cook Children's, Harris, JPS and its clinics, Rainbow Room, SafeHaven, Snowball, Sundance Healthcare, and to Individual Children in need. These children that receive your blanket of comfort do not get the opportunity to thank you personally, but know they are thrilled to choose a quilt/blanket that has special meaning to them.

Project Linus meets the 2nd and 4th Thursdays of the month at Southcliff Baptist 4100 S.W. Loop 820 in Ft. worth. We sew fabric sandwiches, piece, assemble sandwiches, several times a year the coordinator has a trade day when lots of quilt making items are available for us to use to make more quilts, yarn for needlework and afghans, and some days we have classes on new quilts (Jan.22 we made three quilt tops from 3 pieces of fabric). Most of the quilts from sew days are also tied because it is generally quicker and Linus donates nearly 300 quilts per month to various hospitals and institutions.

Please join us when possible. Bring your machine or thread along with a sack lunch. We meet from 9 am til 3 pm in the entryway of the church where we sew and commiserate. We would love to have you join us in this effort for children suffering trauma, treatment, or illness.

Project Linus website(projectlinus.org) or another website (<http://www.quilter.com/patterns/project>) has information and lots of ideas for making donation quilts.

The hospitals prefer quilts/blankets measuring:

Finished size: 40"x44"

Finished size for older kids:57"x44"

Project Linus is happy to accept donations of completed quilts/blankets, fabric, and any sewing notions or accessories. Please bring blocks or tops, notions, fleece, crochet or knit blankets.

Remember, the work we do for our guild and our community enriches us and generations to come.

Sincerely,
Elizabeth Cooper

Block Party 2015

Right now we only need SIX more people to complete the third group, so please encourage your friends to join!


Each month there will be a different block, and at the end of the year there will be a drawing. Each person will receive 12 finished blocks, all of one pattern.

If you do not want to participate in the block party, you can make the blocks in red/white/blue for Wounded Warrior quilts.

Each month's pattern will be in the newsletter, but if you want all the patterns at once, send me your email address and I will send you all the pattern and directions. That way you can work on the blocks throughout the year.

March—Batik Swirl (12" finished block)

Fabrics: Light purple batik, dark or medium purple batik, light yellow/gold batik, medium/dark yellow/gold batik, white on white or white batik or solid



Light purple:	Cut two 4" squares for half square triangles
Dark purple:	Cut two 4" squares for half square triangles
Light yellow:	Cut two 4" squares for half square triangles
Dark yellow:	Cut two 4" squares for half square triangles
White:	Cut eight 4" squares for half square triangles

- To make half square triangles, draw a diagonal line on the back of the white squares. Place a white square right sides together with each of the batik squares. Stitch a 1/4" seam on either side of the diagonal line.
- Cut along the diagonal line, and press open

Square the blocks to make finished 3-1/2" squares. Assemble each row, then sew each row together.

2015 QGOA Donation Quilt

2015 Donation Quilt "Friendship Garden"



"Friendship Garden"

The 2015 Donation Quilt Charity is SafeHaven.

"Friendship Garden" was adapted from designer Kim McLean's "Hearts and Flowers" pattern found in Kaffe Fassett's *Quilt Romance* book. It was used with permission from Kim. The pattern was redesigned, pieced, and quilted by Nancy Spell with appliqué help from the Friendship Stitchers group.

The center medallion focal point heart is inset with scalloped, pieced, and appliqué borders featuring a "Reflection" motif. The 90"X90" quilt was constructed using a mix of Kaffe Fassett's 100% cotton fabrics.

Your donation ticket packets are available from Susan FitzGerald at guild meetings. Please consider scheduling a time to sit with the quilt at various 'Sell Ticket' events during the year or schedule a time to take the quilt to another guild. Your volunteer help is greatly appreciated!

Outstanding Volunteers for January are: Elizabeth Cooper, Janice Mowery, Peggy McCormick and Mona Landers. Thank you for selling tickets!

Susan Fitzgerald

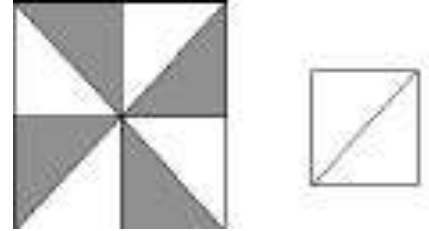


Susan's President Block

Pinwheel Block

(5 1/2" block to finish 5")

Cut two 3 1/2" squares of lighter fabric and two 3 1/2" darker fabric. Mark a diagonal line on wrong side of lighter squares and place right sides together with the darker squares. Stitch 1/4" on each side of the marked line and cut on the line for four "half-square" units. Press to the darker fabric and square up to 3". Join the "half-squares" to form the pinwheel block. Block should measure 5 1/2". See Susan's note below for the type of fabric she would like.



****Fabrics can be medium to bright patterns that read like a solid or tone on tone patterns. Contrast fabric the same from white to cream color.**

SUSAN G. KOMEN FOUNDATION MINIATURE QUILT SILENT AUCTION

Hello Ladies, It's time to think about getting your wonderful miniature donations ready for the May 2015 Susan G. Komen Miniature Auction.

Some history on how it all started:

In 1997, QGOA members and friends began making miniature quilts to be auctioned at the annual quilt show. 100% of the auction proceeds were given to the Tarrant County Chapter of the Susan G.Komen Foundation, whose mission is to eradicate breast cancer as a life threatening disease through advancement in research, education, screening, and treatment. In 2003, a Pink Challenge category was added by then chairman, Nancy Martinson, now titled "Nancy's Pink Challenge." Nancy lost her battle with breast cancer in 2004 and "The Pink Challenge" is held each year in her memory. The membership votes on the quilts submitted for the Nancy's Pink Challenge every year at the April general meeting. Only those quilts that meet the challenge criteria are eligible.

The miniature quilts sold in the silent auction are comprised of those quilts submitted for the Nancy's Pink Challenge and those submitted for the Miniature Quilt categories. An entry form along with a picture of the entry is required for each miniature quilt entered and the rules for the two quilt categories are different.

The table below compares the two categories.

Miniature Quilts	Nancy's Pink Challenge
No block may be larger than 4"	No block may be larger than 3"
May be whole cloth (WC) or medallion style (MS)	May NOT be whole cloth
Must have at least 9 blocks if not WC or MS	May NOT be MS unless medallion is 3" and includes 9 other 3" blocks
Quilts may not exceed 24" on any one side	Must have at least 9 blocks
Quilt may be any color	Quilts may not exceed 24" on any one side
May be either hand or machine quilted	75% of the quilt must be PINK
	May be either hand or machine quilted

I hope this side by side comparison helps. If you have any questions please give me a call or drop me an email – judy.opolka@gmail.com 469-432-0137.

So the race begins to make this year our best auction yet which is no mean feat after last years highly successful Silent Auction.

Happy Quilting!
Judy O'Polka
Susan G.Komen Chairperson

2015 QGOA Quilt Show

“Joyful Celebrations”



**QUILTERS GUILD OF ARLINGTON
ANNUAL FESTIVAL OF QUILTS
“JOYFUL REFLECTIONS”
May 1-2, 2015**

What are you doing reading this? You should be finishing up your quilt/quilts for entry in our show. Don't let the deadline slip up on. If you are still reading, the entry deadline is March 30, 2015. The last Guild meeting prior to the deadline is March 10, 2015. As fast as time flies by, that is almost like tomorrow!

Do you want to offer your quilt entry for sale? If so, be sure to complete the form and we will ensure your entry is identified as a quilt you would like to sell. This not only allows you to sell your quilt, but educates the attendees on the true value of quilting today.

Keep in mind we cannot put on our annual festival of quilts without you, our amazing guild member volunteers. Please be thinking about what areas you can assist with and be ready to start signing up at our February Guild meeting. We are fortunate to have several new members and this is a great way to meet and get to know our members. They are so knowledgeable and willing to share their expertise.

Now really, are you still reading? If so, go to the left of the screen and print off your entry form/s and fill it/them out. That should get you energized to get those quilts finished. Sorry, but there is a limit of 5 entries. Pick your top 5 and let's go.

I can hardly wait to see the beautiful entries.

Kaye Huffman
2015 Show Chairperson

Door Prizes

If you would like to donate some door prizes for the door prize chairs please contact Dottie Hughes or Patsy Martin at dottie2411@flash.net or mothergoose41@att.net.

They would appreciate your donations.



FRIENDSHIP GARDEN
QUILTERS' GUILD OF ARLINGTON
ANNUAL FESTIVAL OF QUILTS
"JOYFUL REFLECTIONS"
MAY 1-2, 2015



QUILTERS' GUILD OF ARLINGTON (QGOA)
2015 ANNUAL FESTIVAL OF QUILTS
"JOYFUL REFLECTIONS"

MAY 1-2, 2015

FRI. & SAT. 10:00 AM - 5:00 PM

BOB DUNCAN COMMUNITY CENTER
IN VANDERGRIF PARK
2800 S. CENTER STREET
ARLINGTON, TEXAS 76014

ADMISSION \$8.00
(CASH - NO ATM AVAILABLE)

FREE PARKING

A JUDGED SHOW
100'S OF BEAUTIFUL QUILTS

MINIATURE QUILT SILENT AUCTION
BENEFITING

SUSAN G. KOMEN FOUNDATION

MANY VENDORS FEATURING
QUILTING, GIFTS, SUPPLIES



QGOA MEETINGS
THE SECOND TUESDAY OF EACH MONTH

WELCOME IS AT 6:30 PM

MEETING BEGINS AT 7:00 PM

VISITORS ARE ALWAYS WELCOME!

WWW.QGOA.ORG

The postcards for 2015 Quilt Show are here! Pick some up at the meeting and help advertise the show and the donation quilt. Get one for yourself and then take a bundle to help distribute these to quilt stores, guilds, your church, your doctor's office, the stores you frequent, bulletin boards set up to share community events, your library, or your child's school. And of course to share with the people you are selling tickets to for the donation quilt. They will be available at the guild meetings on the back table near registration.

I really appreciate all the help I receive in publicizing the guild and the quilt show! Let's reach out even more this year to help our guild grow and make our show an even bigger success! The more people who attend our show, join our guild, and purchase tickets for the donation quilt the more the guild can do to inspire, teach, and educate.

Rose,
Publicity Chairman

Getting Your Quilt Ready for a Show

1. Read the show rules and requirements carefully.
2. Double check the deadline date and note if there is going to be a limited number of entries. Be sure to sign the entry form if required after filling it out.
3. Make sure you put your quilt in the right category. Putting your quilt in the wrong category could cost you a ribbon. One person quilt means only one person worked on the quilt.
4. Make sure your label has the info that the particular show is asking for. I always make sure my label is large enough for additional information that a particular show may ask for. For my own information I note the size of the quilt so I don't have to measure repeatedly for each time I enter it. Never use safety pins to pin it on...big NO NO.
5. Make a sleeve that gives plenty of room for your quilt to hang properly. A quilt that is fairly large hangs better if the sleeve is in 2 parts. This allows for smoother hanging in the middle. If your quilt is extra- long, usually over 86 or 90 inches, you'll probably have to put a 2nd sleeve on several inches down from the top of your quilt so that the quilt won't drag on the floor and get soiled. Read your show instructions carefully for sleeve instructions. When you're attaching your sleeve make sure your stitches don't show on the front of your quilt. Don't just use safety pins on the sleeve either...another big NO NO.
6. Check your borders to make sure they aren't wavy. In the construction you should have cut and sewn your borders evenly and squared them. If they have gotten a little pulled out of alignment during the quilting process, block them. Lay your quilt on a flat surface and spritz with water...pat the border back into place...make sure it's square...and let it dry completely. The way your quilt hangs is one of the first things at which a judge looks.
7. If your quilt is dirty, wash it very carefully with a quilt-soap and dry it. Either naturally dry it or Air Dry it in your dryer. However, it's not necessary to wash a quilt before a show if it isn't dirty. But, if you have markings, pencil or otherwise...make sure all markings are gone.
8. Go over your quilt with a "fine tooth comb", front and back. Remove all loose threads, pet hair, etc. Use a lint roller or masking tape and go over every inch of the quilt. If you used a paper guide for quilting, make sure the tiny bits of paper are all removed.
9. Look at the delivery information for the quilt show. Most require a quilt to be delivered in a pillowcase or cloth bag of some type. Fold your quilt carefully before turning it in...it may lay folded for several hours with other quilts stacked on it before it's hung and you want to avoid as many wrinkles as possible. Folding in 3rds or on the diagonal are good ways to fold.

Compiled by Jolene Mershon

Golden Spool Award 2014

Annis Clapp was nominated by Elizabeth Cooper as recognition of the nominee's outstanding service to the Quilters Guild of Arlington and its supporting community. Annie is a long time member of QGOA. Her skill and artist is obvious in the products she has designed and the quality work she has contributed to the guild. In 2013 she took on the donation quilt for 2014. She planned, designed, created patterns, chose fabrics, skillfully assembled blocks, and artistically quilted our major fund raiser for QGOA. The Quilt made over \$3000 for QGOA and Women's shelter.

Those contributions are worthy of "Golden Spool" but she also purchases a booth at the quilt show, is willing to assist a fellow quilter with expert advice. She is mild-mannered and extremely humble so all those incredible contributions and extra ordinary talents go unpublicized. I fell privileged to have the honor of knowing the "Annis" that is not obvious.

Annis has been published in several magazines and also has a couple books out. She has designed rulers, measuring tools, accurate sewing tools.

Annis as representative of QGOA it was an honor to present you with the Golden Spool.

We have Golden Spool Award in June and December. We already have some great nominees. So keep volunteering and having fun quilting.

Janice Mowery
Golden Spool Chairperson

The Dear Jane Club has Moved!

The Dear Jane group would like to thank Elaine Grasher and her church, Our Savior Evangelical Lutheran Church, for allowing us to meet in their building for the past year(s). The group needed more time for working on their blocks (in addition to talking, visiting, sharing, having fun and then going out to eat). Julie McCloud of Quilt Among Friends, graciously offered to let our group start meeting in her classroom area on the same 2nd Monday of every month from 10:00 - 3:00, we can bring sewing machines, handwork, etc. (we still talk, visit and have fun!)

Thank you, Julie! We have a lot of fun and newbies are welcome as Dear Jane has many blocks and whether you are on block A1 or L15, you can start any time. Please see **Stitch Groups** for additional

information or contact Sherry Livingston @ artandquilts@yahoo.com



STITCH GROUPS

Guild members are cordially invited to join a sewing group for fellowship and stitching. Most groups have room for new members.

Friendship Stitchers

Meets the 1st & 3rd Thursdays 10:00 a.m. at First Christian Church Contact: Helga Smith

Etcetera Art Quilt Group

Meets @ Lone Star House of Quilts
1st Thursday of the Month 7 p.m. to 8:30 p.m. Contact:
Denny Cornett

The Piecemakers

Meets @ Bob Duncan Community Center 2nd & 4th
Thursdays
6:00 p.m. to 10:00 p.m. Contact: Linda McPherson

Sew-N-Sews

Meets @ Trinity United Methodist Church
1200 W Green Oaks Room A208
1st Monday of the month unless it is a Holiday
10 a.m. to 3 p.m.
Bring your lunch and \$3 per person per meeting as a
donation to the church
Contact: Randa Dillon or Carolyn Bowden

Dear Jane Club

Meets @ Quilt Among Friends
2238 Michigan Ave. Suite A
2nd Monday of the Month 10:00-3:00
Contact: Sherry Livingston

January Show & Tell

Presented by:	Name of Quilt	Quilter	Description
Pat Hall	Texas Cookout	Pat Hall	Texas State Flags
Marykn Zelenz	Mesmerize	Maryln Zelenz	Pattern "Mesmerize"
Happy Johns	Trees	Happy Johns	Made for Dallas mini auction
Happy Johns	Halloween	Happy Johns	Long arm top from charm pack
Jaye McLaughlin	Violet Rose Flower Garden	Jaye McLaughline	Pat Speth's "Five Inch is a Cinch" green sashing w/pink, violets and flower markets and little blue garden patches on point.
Claudia Klipp	Mesmerize	Claudia Klipp	While at sit and stitch four of us decided to make one of her sample quilts.
Kay Dietrick	On Point	Kay Dietrick	I was going to make a nine patch but it looked so blah, so I decided to turn it on oint Then, when I quilted it I played with my embroidery functions on the mahine. This is a donation quilt.

You need to fill out a Show & Tell form in order for your quilt to be listed in the newsletter. Write legibly please.

Show and Tell

Date: _____ Presented by: _____

Name of Quilt: _____

Maker of Quilt: _____

Quilter (if different): _____

Description: _____

Lone Star House of Quilts

Established 2003

**Your Hometown
Quilt Shop**

We're Showing our LOVE in February!



**Sorry, No Pre-cuts or
Pre-Orders**

QGOA Exclusive

*Show this Ad at the time of your
purchase and receive*

25% off

All Fat Quarters

**Every Monday and Saturday in
February**

QGOA Newsletter Ad Rates

SIZE	1MO	3MO	1 YR
1/8 PAGE	\$7.50	\$22	\$85
1/4 PAGE	\$15	\$40	\$150
1/2 PAGE	\$30	\$75	\$270
1/2 PAGE (BACK)	\$40	\$105	\$378
FULL PAGE	\$60	\$150	\$540

All ads must be print ready and fit the size requirement. Ads must be received by the 15th of the month prior to the desired publication month. Email preferred.

Email ad to: tammyreidy@yahoo.com
Make payments to: QGOA
Mail payments to: Tammy Reidy, Editor
4101 Walsh Lane
Grand Prairie, TX 75052

Do You Want to Be in the Know?

You'll always know the latest information when you join the QGOA Yahoo Group; it is quick and easy. Go to the guild home page at www.QGOA.org and click on the link.

If you have any questions, please contact Barb Cain at bjc207@sbcglobal.net