



The Quilting Bee

Quilters' Guild of Arlington

www.qgoa.org



Meeting Location

Bob Duncan Center -- Vandergriff Park
2800 S Center St Arlington, TX 76014
Meetings 2nd Tuesday each month
Doors open at 6:30 ~ Meeting at 7:00

2015 Guild Officers

President: Barb Cain
Co-Vice Pres-Sharon Ligon
Co-Vice Pres-Carolyn Bowden
Secretary-Elizabeth Carr
Treasurer Ruth Ann Uzzle
Parliamentarian-Susan FitzGerald

In Case of Inclement Weather:

In general, we will do what the University of Texas of Arlington does. If they cancel evening classes we will cancel guild and board meetings.

April Meeting

Debbie Panton

Building a Legacy with Quilts

Debbie Panton is a fourth generation quilter. She is interested in stories behind the making of quilts. After working as a museum archivist, "history detective", she began to value the importance of attaching information about artists and circumstances in which they created their art work. In addition to labeling art, she has found that grouping art work created by one artist leaves an insightful picture of the artist for future generations. Debbie will demonstrate how she creates custom labels for her quilts using desktop publishing and inkjet printable fabric. She will offer a trunk show of her quilts with their labels along with photo books she made for her grandchildren that tell the reasons why she is a quilter and what quilts she has made.

Debbie retired from teaching in the public school system in 2007 after 31 years in education. Her last teaching assignment was at Arlington High School where she taught Art and Art History. Debbie was born in Tucson, Arizona. She graduated from the University of Kansas. She has shown her art work in Arizona, Kansas, New Mexico, Texas and won first place for the Art and Sculpture division and Best of Show at a national American Heritage exhibit in Washington, D.C. Debbie has won awards for outstanding teaching and fellowships through the National Endowment for the Humanities to Salem State College, University of North Carolina, Niagara University, Dickinson College, Lowell National Historical Park, and the Newberry Library in Chicago. She lives in Arlington, Texas with Don, her husband of 42 years, and their Husky-mix Glory. They have four children and six grandchildren

QGOA March Day Retreat

Wow! What a huge success at the Spring Day Retreat! There were many quilts that were made and a show and tell all weekend long.

The next day retreat is set for October. Can't wait to see you all there.

QGOA Away Retreats

We have an exciting retreat scheduled for your fun and pleasure in 2015. Please see the Retreat letter and registration forms for additional information.

August Retreat—Sign up by July 14, 2015

Greenbriar will be limited to 18 persons.

[August Retreat Letter-Greenbriar](#)

[August Greenbriar Retreat Registration](#)

Sharon Schroeder

Guild Refreshments

April: S, Z, E

May: POTLUCK (Board-Desserts)

June: A, D

July: G, L

August: B, K, O

September: F, I, J, Q

October: N, P, R

November: T, U, W, X, Y

December: POTLUCK
(Board-Desserts)

Safe Haven Donations

April: Shampoo, brush, comb, etc.

May: Toothbrush, toothpaste, floss

June: Women's underwear

July: Feminine hygiene products

August: School Supplies

September: Soap and towels

October: Prepackaged snacks – Granola bars, Goldfish crackers, etc.

November: Children's toys

December: Mittens, scarves or hats

**We will accept travel size toiletry items throughout the year. ALL items should be new and unused including toiletries.

Quilt Tip of the Month-Great Websites

<https://www.missouriquiltco.com>, has wonderful video tutorials, great daily deals if you sign up for newsletter and the most informative magazine called The Block that I would call a book not a magazine.

If you are looking for taking an online class or two look no further than <http://www.craftsy.com/classes/sewing-and-quilting>. They have fabulous teachers so you can learn anything from the basics to paper piecing, the new trend of art quilting and all the way up to dying your own fabric. Pricing is also reasonable.

You want some free block or quilt patterns? Try the following sites:

<http://quilting.about.com/od/quiltpatternsprojects/ig/Free-Quilt-Patterns/>. Or <http://www.connectingthreads.com/Patterns/Free-Quilting-Patterns-L601021.html>. Or http://www.fonsandporter.com/free_designs.html. Finally <http://www.free-quilting.com/>.

Other fun and informative sites are: <http://www.allpeoplequilt.com>., <http://www.keepsakequilting.com>, <http://www.mccallsquilting.com/index.html>, www.pinterest.com.

Sunshine

Jolene Mershon-Has several quilts featured in a new book-1,000 Quilt Inspirations by Sandra Sider.

Shadow

Joyce Jones-Recovering from wrist surgery.
JoAnn Eubanks-Brother passed after several years of illness.
Annette DeBose-Son had Cornea transplant surgery.
Nancy Shorino-Mom had hip surgery.
Linda McPherson – Sister in hospital in Tennessee

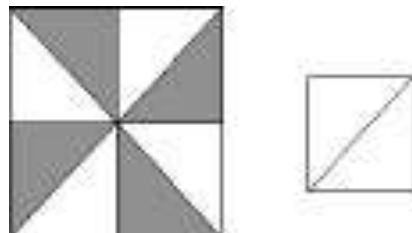
Susan's President Block

Pinwheel Block

(5 1/2' block to finish 5")

Cut two 3 1/2" squares of lighter fabric and two 3 1/2" darker fabric. Mark a diagonal line on wrong side of lighter squares and place right sides together with the darker squares. Stitch 1/4" on each side of the marked line and cut on the line for four "half-square" units. Press to the darker fabric and square up to 3". Join the "half-squares" to form the pinwheel block. Block should measure 5 1/2". See Susan's note below for the type of fabric she would like.

****Fabrics can be medium to bright patterns that read like a solid or tone on tone patterns. Contrast fabric the same from white to cream color.**



Workshop Location

Location: Quilt Among Friends,
2238 Michigan Ave, Arlington, TX

Date/Time: June 10,
9am -12 for class noon - 4:00 for extra
practice/visit with classmates.

**Patterns and project ideas will be
available; or bring your own.

Cost: \$20.

June Workshop

June 10th – Linda Neal
"English Paper Piecing"

Linda's English paper piecing workshop will cover everything to get you started on any project, step by step. She will show patterns, shapes, fabric cutting/ fussy cutting, basting and sewing. She has developed LOTS of helpful hints/short cuts to reduce hand fatigue and repetitive motion injuries. Whether you are a beginner or experienced quilter, whether you want to make a pincushion or a full sized quilt- this class will get you started! Get small supply list at meeting or online at www.qgoa.org

Workshop Registration

Name: _____

Address: _____

City: _____ State: _____ Zip: _____

Phone: _____ Email Address: _____

Workshop Name: _____

Workshop Date: _____

Form of Payment: (circle one) Check Cash

Cost is \$40 for members/\$45 for non-members. Please make all checks payable to QGOA.

Payment must be received to hold your space in the workshop. Enrollment is on first come first serve basis.

Please sign-up at a meeting at the Program Section of the Sign-In Table or send your registration form with full payment to:

Quilters' Guild of Arlington

PO BOX 13232

Arlington, TX 76094-0232.

Notify the Vice President, Sharon Ligon, that you wish to sign up.

Please pick up your supply sheet at the Guild meeting or check the newsletter on the website www.QGOA.org

(Please use this form to register for all upcoming workshops. You may photocopy this form)

QGOA 2015 Meetings and Workshops

Date	Speaker	Title of Program
January 13	Brenda Perry	Waste Not Want Not
February 10	Barb Eikmeier	A is for Applique
February 11	Barb Eikmeier Workshop	Border Accents & Back Basting Hand Applique: Sunflower
March 10	Margie Peyton	Making Memories Through Quilts
April 14	Debbie Panton	Building a Legacy with Quilts
May 12	Members	Potluck Dinner/Winners' Circle
June 9	Linda Neal	Tales of the Traveling Quilter
Jun 10	Linda Neal Workshop	English Paper Piecing Project TBD
July 14	Jo Lynn O'Neill	Scrap Quilts and More
August 11	Members	Helpful Tips and Techniques
September 8	Lerlene Nevaril	Hidden Blocks
September 9	Lerlene Nevaril Workshop	Bear Paws Beauty Midnight Quilt
October 13	Jan Matthews	Interpretation with Confidence
November 10	Kathy Dunigan	Bloom Where You're Planted
November 11	Kathy Dunigan Workshop	Applique Project TBD
December 8	Members	Potluck Dinner/Brown Bag Auction

AMERICAN FIBER PRODUCTS

A QUILT BATTING RESOURCE

www.americanquiltbatting.com for all quilters and quilt guilds, machine and long arm quilters. Ordering is easy with seven styles of classic and eco-friendly battings to choose from. Roll sizes of 25, 15, or 10 yards and pre-cut sized batting by the case. American made, (100% Cotton natural & white), (100% anti-bacterial Bamboo natural), (80/20 Cotton/Poly white & black), (100% Polyester white). No minimum order when ordering on this web site. If you are near Dallas/Fort Worth area, **PICK UP YOUR ORDER IN ARLINGTON AND SAVE.** For Wholesale information go to web site ABOUT US, see "customer service" for short application. email info@americanquiltbatting.com or call 855-865-6357 **See us May 1- 2 in booths 14 & 15 garden room Quilters Guild of Arlington, Festival of Quilts**

April Birthdays

1-Sharon Ligon
2-Kayleen Farrington
2-Margaret James
3-Michelle Schmidt
5-Joyce Jones
5 Dale Scott
7-Pat Madrid
10-Barbara Goodman
14-Joan Gregory
14-Pearl Nettles
15-Rhonda Weddle
20-Denny Cornett
20-Kaye Huffman

Quilt Shows and Shop Hops

MB
Miller-Bowie Quilt Board
presents
The Texarkana Quilt Show

April 10 & 11, 2015
 3700 E. 50th St.
 Texarkana, AR 71854



Great Quilts, Merchant Mall
 Demos, Donation Quilt

Special Drawing (check out web-site for details)

Admission \$5.00
 Seniors \$4.00
 Children under 12 Free

Contact: Desiree Johnson-870-774-0367
www.miller-bowiequiltshow.info

2015
Stars Over Abilene
Quilt Show

Friday June 12 - Saturday June 13
 10:00-6:00 10:00-5:00
 Abilene Civic Center

*Vendors

*Over 200
 Quilts on Display

*Door Prizes

Butter Quilt
 Southern Ladies Log Cabin
 Designed by Judy Marlin
 Proceeds benefit the Moosh Project



Classes by
Austin fabric artist Malka Dubrawsky
 Friday June 12: 1:00-4:00pm Improvisational Piecing Sap
 Saturday June 13: 9:30am-12:30 Modern Baby Quilt Sap
(sew! Don't miss it! \$40-\$50 or \$2000 fabric at \$40/yard (pre-ordered sale))

Featured Quilter
Amelia Perry
Mother of former Texas Governor Rick Perry

Sponsored by **Abilene Quilters Guild**
abilenequiltersguild.org
 or Like us on Facebook




July 29 thru August 1, 2015
Embassy Suites Conference Center
San Marcos, TX

Come sew with us!

A 4-day sewing event set in Central Texas, Sassy Southern Sewing has hands-on classes for every sewista at every level. Choose from classes for beginner, basic, intermediate and advanced sewistas that cover everything from hand needle arts to quilting to heirloom sewing.

Kids' and Teens' classes are for kids from 3rd grade thru 12th grade. You will be amazed at what kids can do with a sewing machine. This is the time to make a great sewing memory with the kid in your life.

www.SassySouthernSewing.com

Sassy Southern Sewing 2015 is generously sponsored by:



**CONGRATULATIONS TO
QGOA VOLUNTEERS**

**Volunteer Hours Report for
March 2015:**

**23 members reported a total
of 397 hours**

Display Case

Billie Brecheen who has done a wonderful job on the guilds display case has some requests from us. She is looking for orphan blocks, mini quilts or blocks from different members.

April-Kites, wind, showers, umbrellas, bunnies, butterflies, birds, flowers, spring.

May-Flowers, Mothers Day, what reminds you of your mother.

****Please put your name on your things. So Billie can get them back to you.**

QGOA Celebration Blocks

If you don't have a Celebration Block made for the guild. Now is the time to make one. These blocks are hung in our show each year to show that YOU are a vital part of this guild. This block can be as simple or complicated as you desire.

So, go get some fabric that describes you and get this block completed!

The directions for Celebration Block on next page.



Dear Guild Members, thank you all very much for another great, generous month helping rebuild children's health and well being by giving them a new quilt/blanket to love. You donated finished quilts, afghans, fleece, 40 flannel precut kits, bolts of flannel, batting, yarn, embroidery thread, knitted hats, and misc. Project Linus would like to thank Dwain Johnston (American Fiber), Janice Mowery, Janice Farris, Randa Dillon, Susan Corbett, Annis Clapp, Nancy Spell, Elaine Grasher, Judy Liston, Carole Armstrong, Sandy Hughes, Jolene Mershon, Linda Nabors, Pat Shelton, Libby McDuffie, and anonymous. Our chapter director just said to me yesterday how incredibly generous the members of QGOA are by offering their precious time, energy and creations for children in need. Please know that you are appreciated.

Linus meets the 2nd & 4th Thursdays of the month at Southcliff Baptist Church 4100 SW Loop 820 from 9-3 in their entryway. We bring our machines, sack lunch, sewing notions, and lots of humor. We assemble quilt sandwiches, piece tops, apply labels, tie, knit or crochet and sew to our hearts delight. This month we were invited to John Peter Smith Hospital to sew there and deliver the latest stack of baby quilts. They had a NICU full of babies and some of their nurses joined us for our sew-in (and on their own time). The hospital appreciates all the quilts/blankets they receive and actually require more than our chapter can make so every quilt is used.

Projectlinus.org has lots of ideas for quilt making, etc. Also Quiltmaker Magazine at www.quilter.com/pattern/project supports Linus and has free patterns (I made "It's a Zoo") for the last several years so if you are interested, please check out those sites for ideas.

You can assist my "sometimers" by attaching a piece of paper with your name on your donation in order to properly acknowledge your contribution.

As a reminder, the hospitals request quilts/blankets measuring Children: 40 x 44 Larger kids: 44 x 57. Or similar measurements Linus can use donations of fabric, notions, batting, blocks, tops, just about anything needed to sew. If you don't have time to join us, please feel free to drop by and visit to see what fun and good work we do.

Remember the work we do for our guild and our community enriches us and generations to come.

Sincerely, Elizabeth Cooper

Quilters' Guild of Arlington Celebration Block



Makes One Twelve Inch Finished Block

Please review all instructions before making the block. Must be a light star in dark/medium background, block may be no larger than 12.5".

Need: 1. FABRIC A - 4.5" x 36" - MEDIUM TO DARK 2. FABRIC B - 2.5" x 20", plus 4.5" square - LIGHT that is suitable for name to be seen, no strong prints; 200 ct. muslin or plain fabric is suggested. 3. Batting - 13" square 4. 13-14" square backing fabric 5. Binding fabric - two 40 - 42" widths of fabric; cut 2.5" strips, miter for one strip, double fold

Cutting Instructions

*If you are going to heavily quilt, embellish or appliqué the block you may want to cut the pieces 4.5"x 5", then square up block to 12.5". Be careful to put star points on 4.5" side.

Cut 8* - 4.5" squares of medium to dark fabric - FABRIC A If using a fat quarter, cut along short side (18") must be at least 18"; two strips of 4.5". This will allow for 13" square for backing.

Cut 1* - 4.5" square light fabric - FABRIC B You may wish to embroider your name and „Member Since“ line before constructing the block

Cut 8 - 2.5" squares of same light fabric - FABRIC B

Cut 1 -13-14 " square of backing fabric, may be same as A or different

Cut two 3" squares of either your backing or binding material, for „hanging corners“

Cut 1 - 13 " square batting

Cut two (2) widths of fabric (40-42") cut 2.5" strips for binding.

Assembling Block - sew all seams with 1/4" accurate seam width

1. The star points are made using the stitch and flip method: Place a 2.5" sq. of fabric B in the corner of A with the right sides of the fabrics facing each other. With a pencil and ruler, mark a diagonal line on B from the corner to corner as shown. Sew on the line.
2. Trim patch 1/4" from sewn line. Press it gently to corner.
3. Repeat with another B patch on adjacent corner to create star points. Make total of 4 matching units for each of the star point units.
4. Join the matching units into rows with A patches as shown above; press the seams allowances toward the A's; middle row to B patch. Sew the rows together to complete the star block.

Finish

1. Quilt the block. You may embellish and quilt as desired to personalize your block! It cannot be larger than 12.5" square, so do nothing to extend size or 'dangle' off block.
2. Please make two „hanging corners“, see below for instructions.
3. Sew on the binding to the block.
4. Sign block in at least 3/4-1" lettering in middle of center square with permanent fabric pen or embroidery. Include this line under your name: Member Since - fill in year you joined QGOA!

Hanging Corners - Corner Triangles for Hanging a Small Quilt

1. Cut two 3" squares of your backing or binding material.
2. Fold in half diagonally. Press.
3. Align the folded triangles on the back of the quilt to the TOP right and left corners, raw edges even. Pin. Double check you placed the corners on the top corners!
4. Sew on the binding in your usual method.



Blocks will be retained by the QGOA for future exhibits.


Block Party 2015

May—Blue Daze (12” finished square)

Each month there will be a different block, and at the end of the year there will be a drawing. Each person will receive 12 finished blocks, all of one pattern.

If you do not want to participate in the block party, you can make the blocks in red/white/blue for Wounded Warrior quilts.

Fabrics: Light blue, dark blue




Light Blue: Eight 3-1/2” squares

 Two 2” x 20” strips

Dark Blue: Two 2” x 20” strips

Sew a dark strip to the light strip along the length of the fabric. Do this with each set of strips to give you two strips. Press seams toward darker fabric.

Cut 2 x 3-1/2 pieces from the
strips, until you have 16. Sew the
strips together to create your
4-patch squares.



Assemble 4-patches and large squares as shown.

2015 Donation Quilt
"Friendship Garden"



Door Prizes

If you would like to donate some door prizes for the door prize chairs please contact Dottie Hughes or Patsey Martin at dottie2411@flash.net or mothergoose41@att.net.

They would appreciate your donations.

2015 QGOA Donation Quilt "Friendship Garden"

"Friendship Garden" was adapted from designer Kim McLean's "Hearts and Flowers" pattern found in Kaffe Fassett's *Quilt Romance* book.

The pattern was redesigned, pieced, and quilted by Nancy Spell with appliqué help from the Friendship Stitchers group.

The center medallion focal point heart is inset with scalloped, pieced, and hand appliqué blocks with borders featuring a "Reflection" motif. The 90" X 90" quilt was constructed using silk thread, a mix of Kaffe Fassett's 100% cotton fabrics and batting.

The tickets for the quilt are \$1 each, or 6 for \$5. The drawing will be held at our general guild meeting on December 8, 2015. A portion of the raised funds are proudly donated by the Quilters' Guild of Arlington to SafeHaven.

Your donation ticket packets are available from Susan FitzGerald at guild meetings. Please consider scheduling a time to sit with the quilt at various 'Sell Ticket' events during the year or take it to other guild's meeting.

Outstanding Volunteers for March are:

Elizabeth Cooper, Nancy Spell, Carol Ramsey, Betty Hancock, Kay Dietrick, Dorothy Koeritz, Sandy Hughes, Sharon Ligon, Eileen Watson, Sarah Reed, Ellen Hasty, Teresa Bolt, Jolene Mershon and Jaye McLaughlin.

Your volunteer help is greatly appreciated.

Susan FitzGerald

SUSAN G. KOMEN FOUNDATION
MINIATURE QUILT SILENT AUCTION

A great big thank you to all the ladies who have donated to the miniature auction so far. We have received 32 donation entries.

IT IS NOT TOO LATE TO JOIN THE FUN AND DONATE!

Last year we had a impressive total of 41 miniatures donated. This number was partly due to our guild members wishing to help celebrate the guild's 30 year anniversary. The auction was a huge success and by adding the buy now option it greatly increased the monetary success of the auction. The buy now option facilitates a bidders guarantee to get a mini of their choice at the cost of \$150.00. We will have this same option available for all miniatures donated to the auction again this year. Thank you in advance for all for your donations and your generosity in bidding for those auction quilts and helping the Susan G. Komen's commitment to find a cure for breast cancer.

At the April meeting we will each vote for our favorite "Nancy's Pink Challenge Miniature". When you get to the meeting look for the lady at the door with the buttons. Each member will receive one button to vote for his or her favorite "Nancy's Pink Challenge". So come by the table to place your vote, voting will conclude at the end of the break.

The miniature quilts sold in the silent auction are comprised of all miniature quilts submitted for the Nancy's Pink Challenge and the Miniature Quilt category. Please supply an entry form with picture of your donation along with your miniature donation if you have not already filled one out online.

We will not turn away any donation quilt.....the more the merrier.

The table below compares the two categories.

Miniature Quilts

No block may be larger than 4"

May be whole cloth (WC) or medallion style (MS)

Must have at least 9 blocks if not WC or MS

Quilts may not exceed 24" on any one side

Quilt may be ANY COLOR

May be either hand or machine quilted

Nancy's Pink Challenge

No block may be larger than 3"

May NOT be whole cloth, May NOT be MS unless medallion is 3" and includes 9 other 3"blocks

Must have at least 9 blocks

Quilts may not exceed 24" on any one side

75% of the quilt must be PINK

May be either hand or machine quilted

I hope this side by side comparison helps. If you have any questions please give me a call or drop me an email – judy.opolka@gmail.com 469-432-0137.

So the race begins to make this year our best auction yet which is no mean feat after last years highly successful Silent Auction.

QUILTERS GUILD OF ARLINGTON
2015 ANNUAL FESTIVAL OF QUILTS
“JOYFUL REFLECTIONS”
May 1-2, 2015



We need your help. We are fortunate to have many new members to our Guild and would love to have you join in and help with the show while you get to know our members. No better way to get to know each other than to tackle a task and see the results almost immediately. Our show is held at the Bob Duncan Community Center (the same location as our guild meetings). Below is a list of our show committee contacts and some details of what is needed and when it transpires. This should help you match your expertise with tasks that need to be accomplished.

2015 QGOA QUILT SHOW COMMITTEE

Chairman	Kaye Huffman (817-908-6490)
Admissions	Gloria Speakman
Appraiser	Carolyn Troupe
Awards/Ribbons	Sherry Livingston
Check-in/out	Nancy Spell
Decorations	Kay Dietrich
Donations/Prizes	Dottie Hughes/Patsy Martin (Board position)
Guild Products	Randa Dillon (Board position)
Hospitality	Carole Armstrong, Joyce Jones, Charlotte Humphrey
Judges	Denny Cornett
Layout	Jenn Haxton
Membership	Betty Hancock (Board position)
Miniatures	Judy O’Polka
Program	Linda McPherson
Publicity	Rose Kauhane (Board position)
Quilt Entry	Annette DeBose
Set-up/Take down	Libby McDuffie
Vendors	Dwain Edwards
Volunteers	Colette Wong/Linda Dickson

Only 1 Guild Meeting Left Before Our Show!

Please review the list below and be prepared to find where you can help and volunteer:

Food for Vendors/Volunteers:

Sign-up sheet for food. The food feeds our vendors as well as our volunteers for the two day show. We are known for our good cooks and we all enjoy the food donated for our show.

Basket for food donations. Some members prefer to donate money rather than cook something for the show. Our Hospitality team uses these funds to purchase food for the vendors/volunteers to consume during the two day show.

Volunteer Sign-Up Sheets:

Volunteer sign-up sheets. It takes a lot of volunteers in various positions to put on the show. Our Volunteers committee will have sign-up sheets for you to sign up for various tasks. They can assist you in a brief description of what is required with each task. Keep in mind, if you are unable to commit to a particular task or timeframe, we need members to be available all day each day to assist with various tasks. Crunch periods, if you will, are check-in (April 29)/out (May 2) and set up (April 30).

April 30, 2015 beginning at 8 am we will be hanging the quilts. We need as many volunteers as we can get for this crunch time. If you have a spouse or significant other that can assist us for a couple of hours on this morning it is much appreciated. This is typically a long day as the judging and placement of ribbons occurs after the quilts are hung.

Quilt Check-in:

Quilt check-in will be April 29, 2015 from 4 to 6 pm. Each entry must be in a clean pillowcase or similar sized fabric bag. Your name must be highly visible and written or sewn on the outside of the bag. Lesson learned: If you have multiple entries, it aids in check out if you have like colored pillowcases or fabric bags (the more unique, the better).

Show Dates:

May 1 and 2, 2015 is our actual show. Our show begins at 10 am and ends at 5 pm both days. At 4 pm on May 2 we will have an awards ceremony for all 1st place winners. This is held on the stage in the main room where our guild meetings are held. This is a great opportunity to see our award winners and put a face with a name.

We hope this quick rundown has given you a good idea of what to expect as a new member and a reminder for our other faithful volunteers. It takes everyone pitching in to do what they can to make our annual festival of quilts a success. We are looking forward to another great show this year. Please feel free to contact me with any questions or clarifications you may have (Kaye Huffman, 817-908-6490).

Sew Fabricated is our latest Platinum Sponsor. We appreciate your support of the QGOA. Below is a list of show sponsors to date. Please be sure to thank our sponsors for their support of our 2015 Festival of Quilts, "Joyful Reflections".

PLATINUM (\$500 or greater)

ARLINGTON SEWING MACHINE

LONE STAR HOUSE OF QUILTS

SEW FABRICATED

GOLD (\$250 - \$499)

SILVER (\$100 - \$249)

HAPPINESS IS...QUILTING!

COMMON THREADS QUILTING

CORNER SQUARE QUILTS

BRONZE (\$50 - \$99)

QUILT AMONG FRIENDS

QUILT COUNTRY

STITCHED WITH LOVE

SHOW SPONSOR (\$25 - \$49)

OH! SEW COOL

THE BERRY PATCH

THE OLD CRAFT STORE

QUILT SHOW UPDATE:

QGOA membership came through again! We have almost 200 quilts entered in this year's show. This does not include the miniatures or 12x12's.

It would not be a show without your beautiful quilts. Whether you are a first time entrant or a master quilter who has entered countless shows, you contributed to making this year a great show we can all be proud of.

THANK YOU!



DON'T FORGET TO VOTE!

MEMBER'S CHOICE AWARD

**QGOA MEMBERS VOTE FOR YOUR
FAVORITE QUILT AT OUR**

FESTIVAL OF QUILTS 2015

MAY 1-2, 2015

**PLEASE HAVE YOUR VOTE IN BY 3:00 ON
MAY 2nd**

Remember, YOUR VOTE COUNTS!

Quilt Valuation at Quilt Show

What's It Worth??

Have you ever contemplated the value of your quilts or Aunt Tillie's quilt up in the attic? Well, perhaps it is time to find out. Aren't you a little bit curious? So, plan on signing up for the appraisal program that will be featured at the QGOA Quilt Show, May 1-2, 2015. If you are a prolific quilt maker, which ones should you choose to bring? Perhaps the well loved, worn and used bed quilt and/or baby quilts can be eliminated. Now, choose.

Why get an appraisal in the first place? Good question. Heaven forbid, you should have a fire, flood or tornado. These are just three reasons. Do you know that most insurance companies cover a "quilt" as a store bought BLANKET, unless you have documentation for your quilt? Protect yourself now! Contact Dr. Carolyn for more details. c.troupe@sbcglobal.net



Creative Sewing Center

Come celebrate with us!...

It's our One-Year Anniversary!

*Saturday, April 25th * 10 am to 5 pm*

- designer fabrics including quilting cottons, voiles, & rayons
 - notions, patterns, and books • BOM's
- classes in quilting, garments, & home dec for all experience levels
 - spacious 1,100 sf classroom • machine & studio rental

2899 W. Pioneer Pkwy., Pantego, TX 76013

www.sewfabricated.com (817) 795-1925

TAQG NEWS

Dr. Carolyn Troupe

Guild Representative

It's Not Too Early: MARK YOUR CALENDAR,

July 11, 2015, Saturday, RALLY DAY

Kathy Dunigan, international appliqué teacher/ lecturer / designer will be the guest lecturer. TAQG will be sponsoring two 2-day workshops, one before and one after the Saturday RALLY DAY. Please, check out the TAQG web-site, www.taqq.org for all the details. Also, please feel free to go to www.kathyduniganappliqueacademy.com

to learn more about Kathy.

IN PREPARATION for Rally Day our guild needs to work on mini-quilts for the TAQG Auction. Mini-quilts should measure no more than 24" x 24". TAQG is looking for donations of mini-quilts OR other well made fiber-crafted items for the auction. PRIZES will be awarded for Viewer's Choice and for two quilts earning the most money. Please check out the TAQG table at the next meeting. Don't miss out on the summer fun. Bring extra money. I will have Raffle tickets and Rally Day pins to sell, as well as Workshop Registration Forms..

e-mail your rep at c_troupe@sbcglobal.net.



**2015 Texas Association of Quilt Guides
Scheduled meetings and Programs**

<u>MONTH</u>	<u>DATE</u>	<u>PROGRAM</u>
January and Treasurers	17	Presidents, Secretaries,
March	31	Contracts
May Young People	26	Quilting Education of
July	28	Sales Tax
September	29	Newsletters
November	17	Program Forum

As of now all meetings will be held at :
Garden Ridge Church of Christ
102 N. Garden Ridge Blvd.
Lewisville, TX 75067
972-221-3561

TAQG Pre-Raffle Basket

This basket includes a Janome Skyline retail price of \$1499. The raffle tickets are selling for 6 tickets for \$5 or \$1 per ticket.

It only takes one ticket to win ladies! That sewing machine is worth a ticket by itself.

Which one of is going to yell "winner, winner chicken dinner?"



Potluck Dinner & Winner's Circle

Our May Guild meeting (Tuesday, May 12th) will be a fun-packed evening. We will begin with our Potluck Dinner. Board members will bring desserts. Other members bring entrees and sides, as usual. Following our dinner will be a slideshow prepared for us by Debbie Panton showing the winning quilts from the annual Festival of Quilts and other interesting things seen at the annual Festival of Quilts. We will have perspectives from both Annette Plog, a professional quilt photographer and Debbie. Quilt Show winners are invited to bring their prize-winning quilts to the meeting so we can acknowledge the quilts and their creators together at our Winner's Circle. We will wrap up the evening with a session with Jenn Haxton, our Webmaster, showing us the navigation and features of the new website she has designed for QGOA.

Thanks!
Sharon Ligon

Houston Quilt Show 2015-Bus Trip

Two day trip, Thursday and Friday, October 29-30

Leave Arlington at 7:30 am on Thursday. We will pick up in Midlothian on the way, for those living toward the east. Attend show that afternoon and all day Friday. Price includes; bus, show tickets, program, show bag and pin, hotel room, dinner at the Aquarium and hot breakfast at hotel. We return to Arlington at 10pm on Friday.

Cost is \$280 per person for two people in a room.

\$260 for three sharing a room.

\$305 for a single.

We are staying at the Crowne Plaza on SW Highway 59.

There is a \$80 nonrefundable (but transferable) fee at sign up. Second installment (\$100) is due in July and final payment is due on Sept. 1, 2015.

Checks are made out to Happy Johns and can be sent to 7325 Old Mill Run Ft. Worth, TX 76133.

Contact Happy at: happy.johns@att.net

Name _____

Phone _____ Email _____

Roommate _____

Patriotic- Wounded Warrior Block

Don't have time to make a quilt? Well, here's your answer – we're going to collect blocks (any block) and make a quilt! I can't wait to see the quilt we can make from all of our creative ladies. You can use the block of the month published in this, or any of the Quilting Bee newsletters or use one of your favorites. Just make the block in red, white, and blue fabrics. The blocks will be 12 1/2" unfinished. Please turn blocks in at the QGOA meetings from February – April. Please give blocks to Sherry Livingston or place them on the same table as the block of the month. Thanking you in advance.



STITCH GROUPS

Guild members are cordially invited to join a sewing group for fellowship and stitching. Most groups have room for new members.

Friendship Stitchers

Meets the 1st & 3rd Thursdays 10:00 a.m. at First Christian Church Contact: Helga Smith

Etcetera Art Quilt Group

Meets @ Lone Star House of Quilts
1st Thursday of the Month 7 p.m. to 8:30 p.m. Contact:
Denny Cornett

The Piecemakers

Meets @ Bob Duncan Community Center 2nd & 4th
Thursdays
6:00 p.m. to 10:00 p.m. Contact: Linda McPherson

Sew-N-Sews

Meets @ Trinity United Methodist Church
1200 W Green Oaks Room A208
1st Monday of the month unless it is a Holiday
10 a.m. to 3 p.m.
Bring your lunch and \$3 per person per meeting as a
donation to the church
Contact: Randa Dillon or Carolyn Bowden

Dear Jane Club

Meets @ Quilt Among Friends
2238 Michigan Ave. Suite A
2nd Monday of the Month 10:00-3:00
Contact: Sherry Livingston

March Show & Tell

Presented by:	Name of Quilt	Quilter	Description
Sandra Boice	Twister Tote	Sandra Boice	Baticks in blue
Debbie Boice	Twister Tote-Wisconsin Style	Debbie Boice	Tobe bag-Twister
Gwen Offull	Earl's T-Shirt Quilt	Gwen Offull	T-Shirt quilt-Harley Davidson finished day before he died.
Ann Jones	Kelly's Quilt	Ann Jones	Batik Sampler
Ann Jones	Color Me Happy	Ann Jones	Disappearing Four Patch using color me happy fabric charm packs.
Ann Jones	Grandma Mary;s Quilt	Ann Jones	Grandma Mary's Five patch pattern with a pieced back.
Libby McDuffie	Sage's Dino's	Libby McDuffie	Quilt for grand nephew.
Happy Johns			Top made from medalion that was in brown bag I won in December. Will finish for Linus.
Happy Johns	Mini Patriotic		Made with leaders and enders.
Happy Johns	Garden Top		Started with border fabric used my stash to make 4 patches.
Happy Johns	Scraps		
Darleen Jordan	Birthday Celebration	Darleen Jordan	Lighted banner
Darleen Jordan	Texas Flag-top only		Texas Flag w/wildflowers.

You need to fill out a Show & Tell form in order for your quilt to be listed in the newsletter. Write legibly please.

Show and Tell

Date: _____ Presented by: _____

Name of Quilt: _____

Maker of Quilt: _____

Quilter (if different): _____

Description: _____

Lone Star House of Quilts

Established 2003

**Your Hometown
Quilt Shop**

Classes, Classes, & More Classes!



***Foundation Piecing
Class
April 11th
Saturday 12-4pm***



***Hand Applique'
Class
April 18th
Saturday 10:30-1:30pm***



***Pineapple Quilt
Class
April 18th
Saturday 2-5pm***

QGOA Newsletter Ad Rates

SIZE	1MO	3MO	1 YR
1/8 PAGE	\$7.50	\$22	\$85
1/4 PAGE	\$15	\$40	\$150
1/2 PAGE	\$30	\$75	\$270
1/2 PAGE (BACK)	\$40	\$105	\$378
FULL PAGE	\$60	\$150	\$540

All ads must be print ready and fit the size requirement. Ads must be received by the 15th of the month prior to the desired publication month. Email preferred.

Email ad to: tammyreidy@yahoo.com
Make payments to: QGOA
Mail payments to: Tammy Reidy, Editor
4101 Walsh Lane
Grand Prairie, TX 75052

Do You Want to Be in the Know?

You'll always know the latest information when you join the QGOA Yahoo Group; it is quick and easy. Go to the guild home page at www.QGOA.org and click on the link.

If you have any questions, please contact Barb Cain at bjc207@sbcglobal.net