



# The Quilting Bee

Quilters' Guild of Arlington

[www.qgoa.org](http://www.qgoa.org)

## Meeting Location

Bob Duncan Center -- Vandergriff Park

2800 S Center St Arlington, TX 76014

Meetings 2nd Tuesday each month

Doors open at 6:30 ~ Meeting at 7:00



## May Meeting Potluck Dinner and Winner's Circle

### June Speaker/Workshop

Linda Neal, our speaker and workshop leader for June, made this quilt, which won a red ribbon at the Dallas Quilt Show. Maybe she will bring it with her for us to see. I think she looks like a fun person. We have a few openings remaining for her English Paper Piecing Workshop, Wednesday, June 10th, 9:00 am - noon at Quilt Among Friends Quilt Shop.

Our May Guild meeting (Tuesday, May 12th) will be a fun-packed evening. We will begin with our Potluck Dinner. Board members will bring desserts. Other members bring entrees and sides, as usual. Following our dinner will be a slideshow prepared for us by Debbie Panton showing the winning quilts from the annual Festival of Quilts and other interesting things seen at the annual Festival of Quilts. We will have perspectives from both Annette Plog, a professional quilt photographer and Debbie.

Quilt Show winners are invited to bring their prize-winning quilts to the meeting so we can acknowledge the quilts and their creators together at our Winner's Circle. We will wrap up the evening with a session with Jenn Haxton, our Webmaster, showing us the navigation and features of the new website she has designed for QGOA. There will also be door prizes so you won't want to miss this month's meeting!

Thanks!  
Sharon Ligon

## 2015 Guild Officers

President: Barb Cain  
Co-Vice Pres-Sharon Ligon  
Co-Vice Pres-Carolyn Bowden  
Secretary-Elizabeth Carr  
Treasurer Ruth Ann Uzzle  
Parliamentarian-Susan FitzGerald

### *Sunshine*

Tammy Reidy-Son getting married  
May 23<sup>rd</sup>

### *Shadow*

No Shadow this month yippee!

### In Case of Inclement Weather:

In general, we will do what the University of Texas of Arlington does. If they cancel evening classes we will cancel guild and board meetings.

## Guild Refreshments

### May: POTLUCK (Board-Desserts)

June: A, D

July: G, L

August: B, K, O

September: F, I, J, Q

October: N, P, R

November: T, U, W, X, Y

December: POTLUCK  
(Board-Desserts)

## QGOA Away Retreats

We have a exciting retreat scheduled for your fun and pleasure in 2015. Please see the Retreat letter and registration forms for additional information.

August Retreat—Sign up by July 14, 2015

Greenbriar will be limited to 18 persons.

[August Retreat Letter-Greenbriar](#)

[August Greenbriar Retreat Registration](#)

Sharon Schroeder

## Safe Haven Donations

May: Toothbrush, toothpaste, floss

June: Women's underwear

July: Feminine hygiene products

August: School Supplies

September: Soap and towels

October: Prepackaged snacks – Granola bars, Goldfish crackers, etc.

November: Children's toys


December: Mittens, scarves or hats

**\*\*We will accept travel size toiletry items throughout the year. ALL items should be new and unused including toiletries.**


#### 4 Patch Cut and Shuffle -

scraps cut 2 -5 inch squares for 1 block ( 4 patch)  
 Cut 2 background 5 Inch squares  
 Sew one 4 patch block


We will make our first two cuts, Cut  $1\frac{3}{4}$ " from top and bottom. It is best if left in place now cut these two pieces from seam allowance out  $4\frac{1}{4}$ " the total piece will be  $8\frac{1}{2}$ "



Second cut the sides of the four patch cut  $1\frac{3}{4}$ " off each side. Now rotate to other side with dark and lights alternating. Sew together.



Now rotate the top and bottom with colors opposite sew together. Since you cut the top and bottom pieces they will fit when sides sewn back together.



I was asked if a 4 inch scrap would work so I made a four patch out of 4 inch blocks but instead of cutting  $1\frac{3}{4}$ " the cut was  $1\frac{1}{2}$ " it makes a  $6\frac{1}{2}$ " block. so you see you can use smaller scraps It is real cute  $6\frac{1}{2}$ " block.

Janice Mowery

#### May Birthdays

- 8-Shelly Cassat
- 13-Debbie Panton
- 15-lois Kindle
- 21-Jane Owens
- 23 Libby McDuffie
- 25-Cyndy Allen
- 26-Amelia Gacke
- 27-Teresa Bolt
- 28-Ching-Ling Herbert
- 30-Sandra Boice

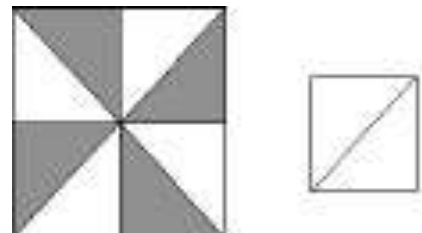
### Susan's President Block

Pinwheel Block

( $5\frac{1}{2}$ " block to finish 5")

Cut two  $3\frac{1}{2}$ " squares of lighter fabric and two  $3\frac{1}{2}$ " darker fabric. Mark a diagonal line on wrong side of lighter squares and place right sides together with the darker squares. Stitch  $\frac{1}{4}$ " on each side of the marked line and cut on the line for four "half-square" units. Press to the darker fabric and square up to 3". Join the "half-squares" to form the pinwheel block. Block should measure  $5\frac{1}{2}$ ". See Susan's note below for the type of fabric she would like.

\*\*Fabrics can be medium to bright patterns that read like a solid or tone on tone patterns. Contrast fabric the same from white to cream color.



## Workshop Location

Location: Quilt Among Friends,  
2238 Michigan Ave, Arlington, TX

Date/Time: June 10,  
9am -12 for class noon - 4:00 for extra  
practice/visit with classmates.

\*\*Patterns and project ideas will be  
available; or bring your own.

Cost: \$20.

## June Workshop

June 10th – Linda Neal  
"English Paper Piecing"

Linda's English paper piecing workshop will cover everything to get you started on any project, step by step. She will show patterns, shapes, fabric cutting/ fussy cutting, basting and sewing. She has developed LOTS of helpful hints/short cuts to reduce hand fatigue and repetitive motion injuries. Whether you are a beginner or experienced quilter, whether you want to make a pincushion or a full sized quilt- this class will get you started! Get small supply list at meeting or online at [www.qgoa.org](http://www.qgoa.org)

### Workshop Registration

Name: \_\_\_\_\_

Address: \_\_\_\_\_

City: \_\_\_\_\_ State: \_\_\_\_\_ Zip: \_\_\_\_\_

Phone: \_\_\_\_\_ Email Address: \_\_\_\_\_

Workshop Name: \_\_\_\_\_

Workshop Date: \_\_\_\_\_

Form of Payment: (circle one) Check Cash

Cost is \$40 for members/\$45 for non-members. Please make all checks payable to QGOA.

Payment must be received to hold your space in the workshop. Enrollment is on first come first serve basis.

Please sign-up at a meeting at the Program Section of the Sign-In Table or send your registration form with full payment to:

Quilters' Guild of Arlington

PO BOX 13232

Arlington, TX 76094-0232.

Notify the Vice President, Sharon Ligon, that you wish to sign up.

Please pick up your supply sheet at the Guild meeting or check the newsletter on the website [www.QGOA.org](http://www.QGOA.org)

(Please use this form to register for all upcoming workshops. You may photocopy this form)

## QGOA 2015 Meetings and Workshops

| Date          | Speaker                  | Title of Program                                       |
|---------------|--------------------------|--|
| January 13    | Brenda Perry             | Waste Not Want Not                                     |
| February 10   | Barb Eikmeier            | A is for Applique                                      |
| February 11   | Barb Eikmeier Workshop   | Border Accents & Back Basting Hand Applique: Sunflower |
| March 10      | Margie Peyton            | Making Memories Through Quilts                         |
| April 14      | Debbie Panton            | Building a Legacy with Quilts                          |
| <b>May 12</b> | <b>Members</b>           | <b>Potluck Dinner/Winners' Circle</b>                  |
| June 9        | Linda Neal               | Tales of the Traveling Quilter                         |
| Jun 10        | Linda Neal Workshop      | English Paper Piecing Project TBD                      |
| July 14       | Jo Lynn O'Neill          | Scrap Quilts and More                                  |
| August 11     | Members                  | Helpful Tips and Techniques                            |
| September 8   | Lerlene Nevaril          | Hidden Blocks  |
| September 9   | Lerlene Nevaril Workshop | Bear Paws Beauty Midnight Quilt                        |
| October 13    | Jan Matthews             | Interpretation with Confidence                         |
| November 10   | Kathy Dunigan            | Bloom Where You're Planted                             |
| November 11   | Kathy Dunigan Workshop   | Applique Project TBD                                   |
| December 8    | Members                  | Potluck Dinner/Brown Bag Auction                       |

### AMERICAN FIBER PRODUCTS

**A QUILT BATTING RESOURCE**  
[www.americanquiltbatting.com](http://www.americanquiltbatting.com) for all quilters and quilt guilds, machine and long arm quilters. Ordering is easy with seven styles of classic and eco-friendly battings to choose from. Roll sizes of 25, 15, or 10 yards and pre-cut sized batting by the case. American made, (100% Cotton natural & white), (100% anti-bacterial Bamboo natural), (80/20 Cotton/Poly white & black), (100% Polyester white). No minimum order when ordering on this web site. If you are near Dallas/Fort Worth area, **PICK UP YOUR ORDER IN ARLINGTON AND SAVE.** For Wholesale information go to web site ABOUT US, see "customer service" for short application. email [info@americanquiltbatting.com](mailto:info@americanquiltbatting.com) or call 855-865-6357 **See us May 1- 2 in booths 14 & 15 garden room Quilters Guild of Arlington, Festival of Quilts**

# Quilt Shows and Shop Hops

Dear Guild Leader,

*Tactile Architecture*™ is an exhibit that showcases architectural quilts. The quilt may feature any type of building or be a close up of an architectural detail. It may be realistic or an abstract interpretation. This exhibit will premiere at the International Quilt Market and Festival, October 24–November 1, 2015.

We would like to invite you and your guild to have your best work shown in this exciting exhibit focusing on quilts inspired by architecture.

Quilts must be a minimum of 25" x 25". There is no "made after" date requirement. Please do not submit a quilt that was included in a previous edition of *Tactile Architecture*™. Completed submissions with visuals must be received online by Sunday, May 17, 2015. We would also like to retain quilts for possible exhibit at International Quilt Festivals in 2016.

The registration link for *Tactile Architecture*™ is [http://callforentriesarchitecture.com/register/new\\_artist](http://callforentriesarchitecture.com/register/new_artist) and the link for the information page is <http://callforentriesarchitecture.com/>.



**2015 Stars Over Abilene Quilt Show**  
 Friday June 12 - Saturday June 13  
 10:00-6:00 10:00-5:00  
 Abilene Civic Center

\*Vendors  
 \*Over 200 Quilts on Display  
 \*Door Prizes

Featured Quilter  
**Amelia Perry**  
 Mother of former Texas Governor Rick Perry

Classes by  
**Austin fabric artist Malka Dubrawsky**  
 Friday June 12: 1:00-4:00pm Improvisational Piecing Sap  
 Saturday June 13: 9:30am-12:30 Modern Baby Quilt: Sap  
 (sew! Don't miss it! \$40) or "Stash Buster" at 10:00am (free!) \$20

Sponsored by **Abilene Quilters Guild**  
[abilenequiltersguild.org](http://abilenequiltersguild.org)  
 or Like us on Facebook

## BUSY BEE QUILT SHOW

City & State: PostOak, Texas

Date & Time: September 25 & 26, 2015  
 10:00 AM - 4:00 PM

Sponsor: Busy Bee Quilt Club

Location: Community Building  
 Schmittou Rd at FM Road #2127

Directions: PostOak(Jack County)is located on FM Road #2127

between Jacksboro & Bowie (off Hwy 59)or  
 between Jacksboro & Henrietta (off Hwy 148)

Features: Quilts on Display; Craft Items; Trash and Treasure Sale; Door Prizes; Donation Quilt; Local Vendor;

Sandwiches or Beans & Cornbread served  
 11AM to 2PM



**Sassy Southern Sewing**

July 29 thru August 1, 2015  
 Embassy Suites Conference Center  
 San Marcos, TX

*Come sew with us!*

A 4-day sewing event set in Central Texas, Sassy Southern Sewing has hands-on classes for every sewista at every level. Choose from classes for beginner, basic, intermediate and advanced sewistas that cover everything from hand needle arts to quilting to heirloom sewing.

Kids' and Teens' classes are for kids from 3<sup>rd</sup> grade thru 12<sup>th</sup> grade. You will be amazed at what kids can do with a sewing machine. This is the time to make a great sewing memory with the kid in your life.

[www.SassySouthernSewing.com](http://www.SassySouthernSewing.com)

Sassy Southern Sewing 2015 is generously sponsored by:  
 



**Don't forget to bring your Show and Tell to this months meeting. There will be plenty of time to show off your amazing work.**

### Display Case

**Billie Brecheen who has done a wonderful job on the guilds display case has some requests from us. She is looking for orphan blocks, mini quilts or blocks from different members.**

**May-Flowers, Mothers Day, what reminds you of your mother.**

**June-Summer ideas, beach, vacations.**

**\*\*Please put your name on your things. So Billie can get them back to you.**

### **QGOA Celebration Blocks**

If you don't have a Celebration Block made for the guild. Now is the time to make one. These blocks are hung in our show each year to show that YOU are a vital part of this guild. This block can be as simple or complicated as you desire.

So, go get some fabric that describes you and get this block completed!

The directions for Celebration Block on next page.

Dear Guild Members:

It is delightful to see names reoccur month after month. Your support of (quilts/blankets) for the courageous children and their parents is heart warming. This month Project Linus received quilts, fleece blankets, fabric, flannel throws, quilting, publicity, blocks and kits. Special thanks to Janice Farris, Helga Smith, Judy Liston, Billie Brecheen, Carole Armstrong, Janice Mowery, Sandra Hughes, Elizabeth Carr, Charlotte Humphrey, Linda Nabors, Jolene Mershon, Robbie Colley, Nancy Spell, and my apologies if I omitted anyone. The quilts/blankets are taken to the hospitals and are distributed daily. Our contribution is large and sadly these hospitals are always in need. Please know that your contribution is appreciated.

Project Linus meets the 2<sup>nd</sup> and 4<sup>th</sup> Thursdays of the month from 9 to 3 at Southcliff Baptist Church 4100 SW Loop 820 in Ft. Worth. We bring our machines, notions and sack lunch. Show and tell is fun and enlightening. We sew and tie lots of quilt sandwiches often made from tops that guild members have made and donated. If you would like to participate but don't have time to sew, the chapter can use financial assistance to purchase the huge rolls of batting we use. For info on that please contact Mary Ann (chapter director) at [plinusftw@att.net](mailto:plinusftw@att.net) or 817-294-4625.

The Project Linus website is ([projectlinus.org](http://projectlinus.org)) and has lots of information about this organization and its national and local good works. Also Quilt Maker magazine has free patterns they publish for Project Linus (<http://www.quilter.com/patterns/project>). \* I made the latest pattern "It's a Zoo" that is paper pieced and darling.

Hospitals request quilts/blankets measuring:  
Finished size 40"x44" or close  
Finished size for older kids 57"x44"- Linus serves children 0-18

Please try to join us on a Thursday. The work we do for our guild and the community enriches us and future generations.  
Sincerely, Elizabeth Cooper

# Quilters' Guild of Arlington Celebration Block



Makes One Twelve Inch Finished Block

Please review all instructions before making the block. Must be a light star in dark/medium background, block may be no larger than 12.5".

Need: 1. FABRIC A - 4.5" x 36" - MEDIUM TO DARK 2. FABRIC B - 2.5" x 20", plus 4.5" square - LIGHT that is suitable for name to be seen, no strong prints; 200 ct. muslin or plain fabric is suggested. 3. Batting - 13" square 4. 13-14" square backing fabric 5. Binding fabric - two 40 - 42" widths of fabric; cut 2.5" strips, miter for one strip, double fold

## Cutting Instructions

\*If you are going to heavily quilt, embellish or appliqué the block you may want to cut the pieces 4.5"x 5", then square up block to 12.5". Be careful to put star points on 4.5" side.

Cut 8\* - 4.5" squares of medium to dark fabric - FABRIC A If using a fat quarter, cut along short side (18") must be at least 18"; two strips of 4.5". This will allow for 13" square for backing.

Cut 1\* - 4.5" square light fabric - FABRIC B You may wish to embroider your name and „Member Since“ line before constructing the block

Cut 8 - 2.5" squares of same light fabric - FABRIC B

Cut 1 -13-14 " square of backing fabric, may be same as A or different

Cut two 3" squares of either your backing or binding material, for „hanging corners“

Cut 1 - 13 " square batting

Cut two (2) widths of fabric (40-42") cut 2.5" strips for binding.

Assembling Block - sew all seams with 1/4" accurate seam width

1. The star points are made using the stitch and flip method: Place a 2.5" sq. of fabric B in the corner of A with the right sides of the fabrics facing each other. With a pencil and ruler, mark a diagonal line on B from the corner to corner as shown. Sew on the line.
2. Trim patch 1/4" from sewn line. Press it gently to corner.
3. Repeat with another B patch on adjacent corner to create star points. Make total of 4 matching units for each of the star point units.
4. Join the matching units into rows with A patches as shown above; press the seams allowances toward the A's; middle row to B patch. Sew the rows together to complete the star block. Finish
1. Quilt the block. You may embellish and quilt as desired to personalize your block! It cannot be larger than 12.5" square, so do nothing to extend size or 'dangle' off block.
2. Please make two „hanging corners“, see below for instructions.
3. Sew on the binding to the block.
4. Sign block in at least 3/4-1" lettering in middle of center square with permanent fabric pen or embroidery. Include this line under your name: Member Since - fill in year you joined QGOA!

Hanging Corners - Corner Triangles for Hanging a Small Quilt

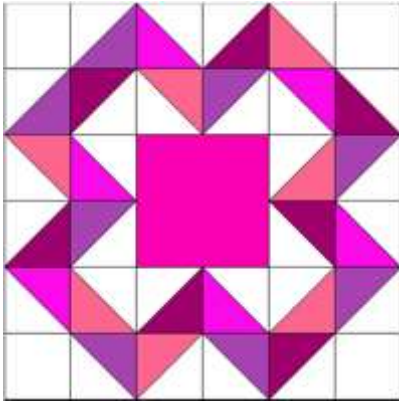
1. Cut two 3" squares of your backing or binding material.
2. Fold in half diagonally. Press.
3. Align the folded triangles on the back of the quilt to the TOP right and left corners, raw edges even. Pin. Double check you placed the corners on the top corners!
4. Sew on the binding in your usual method.

Blocks will be retained by the QGOA for future exhibits.



## Block Party 2015

June—Chevron Star (12" finished square)



**Fabrics: Modern print, white/white tone on tone, four prints or solids that complement the modern print.**

**Modern Print: White background:**

**Four different assorted Complementary patterns:**

**Cut one 4-1/2" square, fussy cut if you want to highlight a print or design**

**Four 2-1/2" squares**

**Fourteen 3" squares for half square triangles**

**At least three 3" squares from each fabric, and four from two of the fabrics, for a total of 14 squares, for half square triangles**

- • **To make half square triangles, draw a diagonal line on the back of the white squares. Place a white square right sides together with each of the colored squares. Stitch a 1/4" seam on either side of the diagonal line.**
  - • **Cut along the diagonal line, and press open**
  - • **Square to 2-1/2"**
- There will be extra half square triangles for your orphan stash.**

**Assemble the squares and half square triangles to create each row, then sew rows together.**

**QGOA Block Party 2015 by Kim Olmedo**

2015 Donation Quilt  
"Friendship Garden"



## 2015 QGOA Donation Quilt "Friendship Garden"

"Friendship Garden" was adapted from designer Kim McLean's "Hearts and Flowers" pattern found in Kaffe Fassett's *Quilt Romance* book.

The pattern was redesigned, pieced, and quilted by Nancy Spell with appliqué help from the Friendship Stitchers group.

The center medallion focal point heart is inset with scalloped, pieced, and hand appliqué blocks with borders featuring a "Reflection" motif. The 90" X 90" quilt was constructed using silk thread, a mix of Kaffe Fassett's 100% cotton fabrics and batting.

The tickets for the quilt are \$1 each, or 6 for \$5. The drawing will be held at our general guild meeting on December 8, 2015. A portion of the raised funds are proudly donated by the Quilters' Guild of Arlington to SafeHaven.

Your donation ticket packets are available from Susan FitzGerald at guild meetings. Please consider scheduling a time to sit with the quilt at various 'Sell Ticket' events during the year or take it to other guild's meeting.

Outstanding Volunteers for April were:

Judy Liston, Billie Brecheen, Elizabeth Carr, Kathryn Pate, Carol Ramsey, Lone Star House of Quilts and Oh Sew Cool.

Your volunteer help is greatly appreciated.

Susan FitzGerald

**QUILTERS GUILD OF ARLINGTON**  
**2015 ANNUAL FESTIVAL OF QUILTS**  
**“JOYFUL REFLECTIONS”**  
**May 1-2, 2015**

2015 Quilters’ Guild of Arlington Festival of Quilts: Joyful Reflections Winners List

|                                       |   |
|---------------------------------------|---|
| Best of Show                          | 102-1 Little Brown Bird, Made and Quilted by Mickey King                          |
| Ouida Bost Award                      | 102-1 Little Brown Bird, Made and Quilted by Mickey King                          |
| Past Presidents' Choice Award         | 203-7 Olde English Garden, Made and Quilted by Jean Dodson                        |
| Spirit of Arlington Award             | 305-8 Circle of Life, Made by Shelly Uggen, Quilted by Sabina Thompson            |
| Judge's Awards                        | 305-5 Valentine Gift, Made and Quilted by Kathy Crane                             |
| Judge's Awards Nancy's Pink Challenge | 304-17 Faithful Love, Made by Harold Grove & Unknown, Quilted by Dottiemae Groves |
| Members Choice                        | 402-1 Road to Recovery, Made and Quilted by Margaret James                        |
| Susan G. Komen Judge's Choice         | 401-6 Circle of Friends, Made and Quilted by Judy Liston                          |

Exemplary Hand Quilting

|          |  |
|----------|--|
| 1 102-1  | Little Brown Bird, Made and Quilted by Mickey King                           |
| 2 302-18 | Blueberries & Cream, Made by Unknown Tablecloth, Quilted by Dottiemae Groves |
| 3 305-14 | Tropical Paradise, Made and Quilted by Anne Jones                            |

Exemplary Machine Quilting

|           |  |
|-----------|--|
| 1 201-8   | Dark Chocolate Baskets, Made and Quilted by Susan Corbett        |
| 2 202-2   | Dresden Star Garden, Made and Quilted by Marcia Brenner          |
| 3 305-8   | Circle of Life, Made by Shelly Uggen, Quilted by Sabina Thompson |
| HM 304-14 | Pepperdish, Made by Deborah Brizendine, Quilted by Sharon Lacy   |

Master Applique, One Person

|         |   |
|---------|---|
| 1 202-2 | Dresden Star Garden, Made and Quilted by Marcia Brenner     |
| 2 202-1 | Green - Nature's Neutral, Made and Quilted by Maryln Zelenz |

Master Pieced, One Person

|           |  |
|-----------|--|
| 1 201-9   | What Was She Thinking?, Made and Quilted by Marcia Brenner               |
| 2 201-8   | Dark Chocolate Baskets, Made and Quilted by Susan Corbett                |
| 3 201-4   | The Stars at Night are Big and Bright, Made and Quilted by Melba Drennan |
| HM 201-10 | Feathers, Made and Quilted by Shannon Page                               |
| HM 201-3  | Rachel's Posies, Made and Quilted by Colette Wong                        |
| HM 201-15 | Tristan's Grinch Party, Made and Quilted by Cindy Bergman                |

Master Wall, One Person

|           |   |
|-----------|---|
| 1 203-1   | Pinwheel Sampler, Made and Quilted by Emily Roney           |
| 2 203-12  | Ginger is Having Fun, Made and Quilted by Patricia Eckstrom |
| 3 203-7   | Olde English Garden, Made and Quilted by Jean Dodson        |
| HM 203-2  | Desert Sky, Made and Quilted by Carole Armstrong            |
| HM 203-13 | Undersea Delight, Made and Quilted by Janice L. Mowery      |

Master Two Person

|           |   |
|-----------|---|
| 1 204-8   | Twilight Garden, Made by Vanya Worley, Quilted by Savina Thompson     |
| 2 204-9   | Fire Island Hosta, Made by Deborah Brizendine, Quilted by Sharon Lacy |
| 3 204-15  | Vintage Compass, Made by Deborah Brizendine, Quilted by Sharon Lacy   |
| HM 204-10 | Birds of a Feather, Made by Jolene Mershon, Quilted by Susan Corbett  |
| HM 204-1  | The Stars at Night Made by Jill Matyastik, Quilted by Sabina Thompson |
| HM 204-17 | 3-D Fun, Made by David L. Mowery, Quilted by Susna Corbet             |



**Best in Show Ouida Bost Award**

**Little Brown Bird- Mickey King**

### Artisan Pieced, One Person

- 1 101-8 Bluebonnet Twists, Made and Quilted by Sheila Parry
- 2 101-5 Braided Memories, Made and Quilted by Judy Weiss
- 3 101-4 Tea Time Aprons, Made and Quilted by Nancy Spell

### Artisan Applique, One Person

- BOS 102-1 Little Brown Bird, Made and Quilted by Mickey King
- 1 102-3 Flower Pots, Made and Quilted by Nancy Spell
- 2 102-4 Serendipity, Made and Quilted by Claudia Klipp
- 3 102-2 Flower Baskets, Made and Quilted by Nancy Spell

### Artisan Wall, One Person

- 1 103-5 Tribal Touch, Made and Quilted by Jenn Haxton
- 2 103-4 Pinkie, Made and Quilted by Nancy Spell
- 3 103-6 Convergence!, Made and Quilted by Don Powers



**Spirit of Arlington Award-  
Circle of Life-Shelly Uggen**

### Artisan, Two Person

- 1 104-19 Christmas Sparkle, Made by Margaret James, Quilted by Susan Corbett
- 2 104-3 Hallows' Eve, Made by Rob Berg, Quilted by Don Powers
- 3 104-11 Sunshine on my Shoulders, Made by Dillie Brecheen, Quilted by Susan Corbett
- HM 104-17 Geisha Garden Fusion, Made by Carolyn Troupe, Quilted by Sabina Thompson
- HM 104-4 Texas Purple Haze, Made by Kandy Garrett, Quilted by Sabina Thompson
- HM 104-10 Two by Two, Made by Debbie Pantan, Quilted by Kerry McCutchan

### Group Quilt

- 1 302-11 Ladybug Incognito, Made by Marcia Brenner and Friends, Quilted by Marcia Brenner
- 2 302-14 Round and Round it Goes, Made and Quilted by Melba Drennan
- 3 302-6 Friendship Garden, Made by Nancy Spell and the Friendship Stitchers Group, Quilted by Nancy Spell
- HM 302-18 Blueberries & Cream, Made by Unknown Tablecloth, Quilted by Dottiemae Groves
- HM 303-16 Our Hummingbird Garden, Made by Sue Faber, Quilted by Dottiemae Groves
- HM 303-12 Sew Many Favorites, Made by Trinity Valley Quilters' Guild, Quilted by Mona Levingston

### Art Quilt

- 1 303-2 #thedress, Made and Quilted by Jenn Haxton
- 2 303-12 Bits and Pieces Tablerunner, Made and Quilted by Carolyn Bowden
- 3 303-5 Captain Cat Sparrow, Made and Quilted by Jenn Haxton
- HM 303-7 Cat-tention Deficit, Made and Quilted by Debby Rake
- HM 303-10 Aspen 1, Made and Quilted by Donna Akins

### Kits/Block of Month

- 1 305-5 Valentine Gift, Made and Quilted by Kathy Crane
- 2 305-8 Circle of Life, Made by Shelly Uggen, Quilted by Sabina Thompson
- 3 305-1 Harlequin, Made by Shelly Uggen, Quilted by Sabina Thompson
- HM 305-11 Autumn Bliss, Made by Rhonda Hughes-Montee, Quilted by Gloria Densmore
- HM 305-2 Reproduction Quilt, Made by Linda McPherson, Quilted by Sabina Thompson
- HM 305-9 Vintage Tin, Made by Sandy Ryan, Quilted by DLQuilts

### Mixed/Other Techniques

- 1 301-1 Victorian Ladies, Made by Mari McCracken, Quilted by Doris Ekleberry
- 2 301-2 Victorian Romance, Made by Sandra Johnson, Quilted by Gloria Densmore
- 3 301-10 Precious Memories, Made by Sandra Johnson, Quilted by Gloria Densmore
- HM 301-11 Winter Wonderland, Made by Marie Eggleston, Quilted by Sabina Thompson
- HM 301-3 Quilter's Dream, Made and Quilted by Mickey King

Ronald McDonald

- 1 403-6 Elephant on Parade, Made by Linda McPherson, Quilted by Sabina Thompson
- 2 403-11 Happy Animals, Made and Quilted by Robbie Colley
- 3 403-1 Hexagon Fun, Made and Quilted by Marcia Brenner
- IHM 403-8 'm Alfie the Giraffe, Made and Quilted by Rose Redding

Susan G Komen Miniature

- 1 401-11 Improv 1, Made and Quilted by Donna Akins
- 2 401-8 I Spy Folded Blocks, Made and Quilted by Jenn Haxton
- 3 401-1 Sibling Rivalry II, Made and Quilted by Judy O'Polka
- HM 401-15 Improv 2, Made and Quilted by Donna Akins
- HM 401-16 Floral Hearts, Made and Quilted by Libby McDuffie

Susan G Komen Nancy's Pink Challenge

- 1 402-5 Showers of Blessing, Made and Quilted by Randa Dillon
- 2 402-1 Road to Recovery, Made and Quilted by Margaret James
- 3 402-15 Pink Fans, Made and Quilted by Libby McDuffie
- HM 402-4 Untitled, Made and Quilted by Charlotte Humphrey
- HM 402-16 Hearts A Flutter, Made and Quilted by Elizabeth Carr

Textiles and Other Items

- 1 306-7 Weekender Bag, Made and Quilted by Shannon Page
- 2 306-4 Heirloom Hippie Jacket, Made and Quilted by Susan Corbett
- 3 306-2 Ladybug II, Made and Quilted by Elaine Grasher
- HM 306-1 Painted Poinsettia Tablerunner, Made and Quilted by Elaine Grasher
- HM 306-3 Peeps N Friend, Made and Quilted by Sheila Kinsey

Theme: Joyful Reflections

- 1 304-14 Pepperdish, Made by Deborah Brizendine, Quilted by Sharon Lacy
- 2 304-7 Spool Quilt, Made by Linda McPherson, Quilted by Sabina Thompson
- 3 304-15 Christmas Tablecover, Made by Carolyn Bowden, Quilted by Mona Levingston
- HM 304-13 Reflections of Summer, Made and Quilted by Jenn Haxton
- HM 304-10 Don't Get Your Knickers In A Twist, Made and Quilted by Janice L. Mowery
- HM 304-4 I Love Baskets!, Made and Quilted by Melba Drennan

**Thank you to Quilt Show Committee!**

**Kaye Huffman**

**Gloria Speakman**

**Carolyn Troupe**

**Sherry Livingston**

**Nancy Spell**

**Kay Dietrich**

**Dottie Hughes/Patsy Martin (Board position)**

**Randa Dillon (Board position)**

**Carole Armstrong, Joyce Jones, Charlotte  
Humphrey**

**Denny Cornett**

**Jenn Haxton**

**Betty Hancock (Board position)**

**Judy O'Polka**

**Linda McPherson**

**Rose Kauhane (Board position)**

**Annette DeBose**

**Libby McDuffie**

**Dwain Edwards**

**Colette Wong/Linda Dickson**

**The show would not have been a  
success with out you!**

Thank you to the Quilt Show Committee members and the numerous volunteers for your help in making the 2015 QGOA Festival of Quilts, “Joyful Reflections”, a success. I may not have said thank you to each individual, but trust me, I saw you and know you did your part and more. I can honestly say, no matter what I asked a member to do, I never heard the word “no”. You all said “sure”, with a smile, and took care of whatever needed to be done. Many of you knew what needed to be done and just did it. To the members who answered the call at the last minute, I simply could not have done it without you.

Thanks to our vendors also. Without them, we could not hold an annual quilt show. You supported them as they said they had good, and most said great, sales. By the way, our first national vendor was blown away by how nice and friendly we all are.

Our show sponsors provided a wonderful surprise for our ribbon winners. We appreciate their support and will continue to support them. As a reminder, the show sponsors were:

#### PLATINUM

Arlington Sewing Machine (Best of Show)

Lone Star House of Quilts (Susan G. Komen, Nancy’s Pink Challenge, Ronald McDonald)  
Sew Fabricated (Spirit of Arlington)

#### SILVER

Common Threads Quilting  
Corner Square Quilts  
Happiness Is...Quilting!

#### BRONZE

Quilt Among Friends  
Quilt Country  
Stitched With Love

#### SHOW SPONSOR

Oh! Sew Cool  
The Berry Patch  
The Old Craft Store

Congratulations to all the ribbon winners! Way to go Jenn Haxton and Nancy Spell. They both moved to the Master Division. Jenn received two blue ribbons and Nancy Spell her second. How about Vanya Worley—she earned Viewer’s and Member’s Choice Award. Then there is Shelly Uggen. Her first time to have a quilt entered in a show and she wins a ribbon and the Spirit of Arlington Award. I know better than to call out people for fear of missing someone. These are the special achievements I am aware of. If you had a similar achievement and I did not mention you, it is because I was not aware. Please let me know so we can recognize you at the Winners Circle during the May Guild meeting.

This is my fourth year to be involved in the QGOA Festival of Quilts and continue to be amazed at how the membership joins together to make it happen.

Kaye Huffman

## QGOA WINNERS' CIRCLE - MAY 12<sup>th</sup> GUILD MEETING

The Winners' Circle is a portion of the program for the evening and is an opportunity for our guild members to see quilts that took ribbons in our recent 2015 Festival of Quilts, "Joyful Reflections". Many members are busy with volunteer positions and do not get an opportunity to see the quilts. We are fortunate to have many new members and this is a perfect way for them to put a face with a name and vice versa while we view our "best of the best". Although we publish a winners list for the program, there is nothing like viewing the quilts first hand.

Our VP of Programs, Sharon Ligon, has arranged for a slideshow of the Quilt Show. Numerous members were taking photos throughout the show to include Annette Plog, Professional Quilt Photographer. You may see yourself in some of the photos and won't it be exciting to see your quilt photo (taken by a professional) roll by. Attached is an alphabetical listing of the show winners. Those who received ribbons are invited to bring their quilts to the meeting.

Remember, this is also Pot Luck. Does it get any better than enjoying food provided by our wonderful cooks and viewing prize-winning quilts made by our own members.

See you on the 12<sup>th</sup>.

Kaye Huffman



The advertisement is enclosed in a dashed black border. At the top center, the text "Sew Fabricated" is written in a cursive font, with a spool of thread above the word "Fabricated". Below this, "Creative Sewing Center" is written in a simple sans-serif font. To the left of the main text are icons for Facebook and Instagram. To the right are icons for Pinterest and Twitter. Below the main text, there are three images of quilts. The central one is labeled "NEW! Blocks of the Month" in a stylized font. Below the images, there is a list of services and features. At the bottom, the address and website information are provided.

**Sew Fabricated**  
Creative Sewing Center

**NEW!**  
**Blocks of the Month**

- designer fabrics including quilting cottons, voiles, & rayons
  - notions, patterns, and books • BOM's
- classes in quilting, garments, & home dec for all experience levels
  - spacious 1,100 sf classroom • machine & studio rental

2899 W. Pioneer Pkwy., Pantego, TX 76013  
www.sewfabricated.com (817) 795-1925

## TAQG NEWS

Dr. Carolyn Troupe

Guild Representative

It's Not Too Early: MARK YOUR CALENDAR,

July 11, 2015, Saturday, RALLY DAY

Kathy Dunigan, international appliqué teacher/ lecturer / designer will be the guest lecturer. TAQG will be sponsoring two 2-day workshops, one before and one after the Saturday RALLY DAY. Please, check out the TAQG web-site, [www.taqq.org](http://www.taqq.org) for all the details. Also, please feel free to go to [www.kathyduniganappliqueacademy.com](http://www.kathyduniganappliqueacademy.com)

to learn more about Kathy.

IN PREPARATION for Rally Day our guild needs to work on mini-quilts for the TAQG Auction. Mini-quilts should measure no more than 24" x 24". TAQG is looking for donations of mini-quilts OR other well made fiber-crafted items for the auction. PRIZES will be awarded for Viewer's Choice and for two quilts earning the most money. Please check out the TAQG table at the next meeting. Don't miss out on the summer fun. Bring extra money. I will have Raffle tickets and Rally Day pins to sell, as well as Workshop Registration Forms..

e-mail your rep at [c\\_troupe@sbcglobal.net](mailto:c_troupe@sbcglobal.net).



### 2015 Texas Association of Quilt Guides Scheduled meetings and Programs

| <u>MONTH</u>              | <u>DATE</u> | <u>PROGRAM</u>           |
|---------------------------|-------------|--------------------------|
| January<br>and Treasurers | 17          | Presidents, Secretaries, |
| March                     | 31          | Contracts                |
| May<br>Young People       | 26          | Quilting Education of    |
| July                      | 28          | Sales Tax                |
| September                 | 29          | Newsletters              |
| November                  | 17          | Program Forum            |

As of now all meetings will be held at :

Garden Ridge Church of Christ

102 N. Garden Ridge Blvd.

Lewisville, TX 75067

972-221-3561

### TAQG Pre-Raffle Basket

This basket includes a Janome Skyline retail price of \$1499. The raffle tickets are selling for 6 tickets for \$5 or \$1 per ticket.

**It only takes one ticket to win ladies!  
That sewing machine is worth a ticket by itself.**

**Which one of is going to yell "winner, winner chicken dinner?"**






SUSAN G. KOMEN FOUNDATION  
MINIATURE QUILT SILENT AUCTION

A great big thank you to all the ladies who have donated the miniature auction so far. We have received 32 donation entries.

We had 41 beautiful quilts donated this year and we made a grand total of  
Happy Quilting!



### Houston Quilt Show 2015-Bus Trip

Two day trip, Thursday and Friday, October 29-30

Leave Arlington at 7:30 am on Thursday. We will pick up in Midlothian on the way, for those living toward the east. Attend show that afternoon and all day Friday. Price includes; bus, show tickets, program, show bag and pin, hotel room, dinner at the Aquarium and hot breakfast at hotel. We return to Arlington at 10pm on Friday.

Cost is \$280 per person for two people in a room.

\$260 for three sharing a room.

\$305 for a single.

We are staying at the Crowne Plaza on SW Highway 59.

There is a \$80 nonrefundable (but transferable) fee at sign up. Second installment (\$100) is due in July and final payment is due on Sept. 1, 2015.

Checks are made out to Happy Johns and can be sent to 7325 Old Mill Run Ft. Worth, TX 76133.

Contact Happy at: [happy.johns@att.net](mailto:happy.johns@att.net)

Name \_\_\_\_\_

Phone \_\_\_\_\_ Email \_\_\_\_\_

Roommate \_\_\_\_\_

to

## Ronald McDonald Challenge

The results of the Ronald McDonald Challenge are as follows:

1st: Linda McPherson

2nd: Robbie Colley

3rd: Marcia Brenner

4th: Rose Redding

This year we had 13 quilts entered - all were amazing. The children at the Fort Worth Ronald McDonald House will be thrilled. Voting was done by employees of Lone Star House of Quilts, our sponsor.

For the coming year, we hope to get kits out early and move the deadline to February or March so that they can be completed before the main rush of Quilt Show deadlines. Voting will continue to be done by the employees at Lone Star House of Quilts.

Thank you for continuing to support the Fort Worth Ronald McDonald House,

Annette Nettles DeBose & Pearl Nettles



## STITCH GROUPS

Guild members are cordially invited to join a sewing group for fellowship and stitching. Most groups have room for new members.

### Friendship Stitchers

Meets the 1st & 3rd Thursdays 10:00 a.m. at First Christian Church Contact: Helga Smith

### Etcetera Art Quilt Group

Meets @ Lone Star House of Quilts  
1st Thursday of the Month 7 p.m. to 8:30 p.m. Contact: Denny Cornett

### The Piecemakers

Meets @ Bob Duncan Community Center 2nd & 4th Thursdays  
6:00 p.m. to 10:00 p.m. Contact: Linda McPherson

### Sew-N-Sews

Meets @ Trinity United Methodist Church  
1200 W Green Oaks Room A208  
1st Monday of the month unless it is a Holiday  
10 a.m. to 3 p.m.  
Bring your lunch and \$3 per person per meeting as a donation to the church  
Contact: Randa Dillon or Carolyn Bowden

### Dear Jane Club

Meets @ Quilt Among Friends  
2238 Michigan Ave. Suite A  
2nd Monday of the Month 10:00-3:00  
Contact: Sherry Livingston

# April Show & Tell

| Presented by:      | Name of Quilt                 | Quilter                | Description   |
|--------------------|-------------------------------|------------------------|---|
| Patricia Eckstrsom | Paul & Awilda's Picnic        | Patricia Eckstrom      | Wedding Quilt   |
| Jaye McLaughlin    | Rose Violet Garden of Flowers | Paige Conley           | Pat Speth 5" is a cinch Flower Market Pattern   |
| Jaye McLaughlin    | Red's Feathers                | Not done yet           | Quilt stitch & Sew 3 yards, 3 hours, 3 ways.  |
| Jaye McLaughlin    | Butterfly Beauty              | Not done yet           | Very Hungry Caterpillar, fabric and baby quilt.   |
| Jaye McLaughlin    | Irish Chain                   | Need volunteer quilter | Received the squares may years ago as block party this is a ufo.  |
| Randa Dillon       | Nine Patch for Linus          | Randa Dillon           | I used my 9-Patch president's block for this Project Linus Quilt.   |
| Sheila Parry       |                               | Sheila Parry           | Quilt block pillow made at day retreat.   |
| Sheila Parry       |                               | Shelia Parry           | Another UFO I finished at the day retreat. This is a coloring book holder. The dog is candlewicked.                 |
| Sheila Parry       | Sweet Dreams                  | Sheila Parry           | Finished this baby quilt top at the day retreat.  |
| Sheila Parry       | Circus Clown                  | Sheila Parry           | Clown pillow-I candlewicked over 20 years ago and finished at day retreat.  |
| Shela Parry        |                               | Sheila Parry           | I made 47 bags at the day retreat for lavender eye pillows. These are to sale at a ladies conference.               |
| Happy Johns        |                               |                        | Happy did borders from block that was part of brown bag winnings. Need someone to take and quilt for Project Linus. |
|                    |                               |                        |   |

You need to fill out a Show & Tell form in order for your quilt to be listed in the newsletter. Write legibly please.

## Show and Tell

Date: \_\_\_\_\_ Presented by: \_\_\_\_\_

Name of Quilt: \_\_\_\_\_

Maker of Quilt: \_\_\_\_\_

Quilter (if different): \_\_\_\_\_

Description: \_\_\_\_\_

\_\_\_\_\_

\_\_\_\_\_

\_\_\_\_\_

\_\_\_\_\_

**Lone Star House of Quilts**

**Your Hometown  
Quilt Shop**

***Established 2003***

***Announcement!***



***We have a new Shopping Web Site!***

***Visit us At***

***[lonestarhouseofquilts.com](http://lonestarhouseofquilts.com)***

***Drop on by and see us on the Web!***

***! Watch for our Web only Specials!***