



# The Quilting Bee

Quilters' Guild of Arlington  
[www.qgoa.org](http://www.qgoa.org)

## Meeting Location

Bob Duncan Center -- Vandergriff Park  
 2800 S Center St Arlington, TX 76014  
 Meetings 2nd Tuesday each month  
 Doors open at 6:30 ~ Meeting at 7:00

## July Meeting

### Debbie Panton-Round Robin Adventure

Debbie Panton is a fourth generation quilter and she is interested in stories behind the making of quilts. Debbie will be sharing her 'Round Robin Adventure' that was done in collaboration with her stitch group which includes Sharon Ligon, Gayle Lacerda, Pat Madrid, Tracy Willingham, and Kim Olmedo. We know you will enjoy the entertaining story of their journey.

This year, Debbie took first place in the Texas American Heritage Contest, and her quilt traveled to Washington, D.C. where the quilt was honored in the national competition earning 2<sup>nd</sup> place -- what an honor! Debbie's knowledge and passion for quilting is truly a gift she shares with others.

Debbie retired from teaching in the public school system in 2007 after 31 years in education. Her last teaching assignment was at Arlington High School where she taught Art and Art History. Debbie has won awards for outstanding teaching and fellowships through the National Endowment for the Humanities to Salem State College, University of North Carolina, Niagara University, Dickinson College, Lowell National Historical Park, and the Newberry Library in Chicago. She lives in Arlington, Texas with Don, her husband of 42 years, and their Husky-mix Glory. They have four children and six grandchildren.

Please join us for the July meeting and hear the story Debbie has to share!

## June Meeting - Potluck, Touch Quilts and more!

Please bring along your favorite pot luck dish for the June meeting. We'll enjoy a great meal together while the slide program from our Quilt Show reminds us of all the beautiful work showcased in the April event. We'll also enjoy a fun presentation by the members who represent our newest worthy cause, **The Sew Touching Stitch Group**. These caring quilters work on fidget/touch quilts for Alzheimer's and autistic children in the local community. They'll provide examples of the wide variety of textures that help to engage the quilt recipients, and inspire your creativity to see what you can do to help. Come join the fun!

## September Workshop

Be sure and save your place for our September Workshop:  
Lone Star Table Runner with Winnie Fleming

Date: 9/14/16 9 am - 4 pm

\$40

Location: Quilt Among Friends

(Contact Cynthia Berend [cberend@gmail.com](mailto:cberend@gmail.com) or Carol Hoes  
[carol@larwel.com](mailto:carol@larwel.com))

### Workshop Registration

Name: \_\_\_\_\_

Address: \_\_\_\_\_

City: \_\_\_\_\_ State: \_\_\_\_\_ Zip: \_\_\_\_\_

Phone: \_\_\_\_\_ Email Address: \_\_\_\_\_

Workshop Name: \_\_\_\_\_

Workshop Date: \_\_\_\_\_

Form of Payment: (circle one) Check Cash

Cost is \$40 for members/\$45 for non-members. Please make all checks payable to QGOA.

Payment must be received to hold your space in the workshop. Enrollment is on first come first serve basis.

Please sign-up at a meeting at the Program Section of the Sign-In Table or send your registration form with full payment to:

Quilters' Guild of Arlington

PO BOX 13232

Arlington, TX 76094-0232.

Notify the Vice President, Cynthia Berend or Carol Hoes, that you wish to sign up.

Please pick up your supply sheet at the Guild meeting or check the newsletter on the website [www.QGOA.org](http://www.QGOA.org)

(Please use this form to register for all upcoming workshops. You may photocopy this form)

# The Golden Spool Award

QGOA members, please pay close attention to all of our hard working volunteers during our upcoming quilt show. Take notes and complete the form below to submit your vote for the 1<sup>st</sup> Golden Spool Award of 2016! Please submit form to Sherry Livingston, email: [artandquilts@yahoo.com](mailto:artandquilts@yahoo.com) or you can hand it to me at the guild or quilt group meeting. Thank you and stay alert!

## Golden Spool Award Nomination Form

I, \_\_\_\_\_, on this date, \_\_\_\_\_,

do submit into nomination, \_\_\_\_\_  
for the honor of the Golden Spool Award, as recognition of this nominee's outstanding service to the Quilters' Guild of Arlington and its supporting community. Nominee and submitter must be QGOA members. The following are just a few traits that have been recognized in past nominees. Please feel free to check those that most apply.

- |   |   |
|---|---|
| <input type="checkbox"/> Guild Morale Building      | <input type="checkbox"/> Guild Volunteer    |
| <input type="checkbox"/> Program Development        | <input type="checkbox"/> Educator/Teacher   |
| <input type="checkbox"/> Implementation of Programs | <input type="checkbox"/> Community Outreach |
| <input type="checkbox"/> Hospitality                | <input type="checkbox"/> Leadership         |
| <input type="checkbox"/> Problem Solving            | <input type="checkbox"/> Guild Management   |

Please elaborate as to why you feel motivated to make this nomination.

---

---

---

---

---

Please elaborate as to why you feel motivated to make this nomination.  
Please submit this form to the Golden Spool Committee Chairperson or a member of the QGOA Executive Board. The Golden Spool Award is announced and awarded at the June and December Guild meetings.

Or mail to: Quilters' Guild of Arlington  
P.O. Box 13232, Arlington, TX 76094-0232

## Safe Haven Donations

January: Diapers, baby wipes

February: Children's socks

March: Children's underwear

April: Shampoo, brush, comb, etc.

May: Toothbrush, toothpaste, floss

### June: Women's underwear

July: Feminine hygiene products

August: School Supplies

September: Soap and towels

October: Prepackaged snacks – Granola bars, Goldfish crackers, etc. November: Children's toys

December: Mittens, scarves or hats

\*\*We will accept travel size toiletry items throughout the year. ALL items should be new and unused including toiletries.

## Guild Refreshments

January: C

February: H, V

March: M

April: S, Z, E

May: A, D

### June: POTLUCK (Board- Desserts)

July: G, L

August: B, K, O

September: F, I, J, Q

October: N, P, R

November: T, U, W, X, Y

December: POTLUCK (Board Desserts)



- ✓ Unique Country Setting
- ✓ Sleeps 8 in Twin Beds
- ✓ Ironing Boards / Cutting Table
- ✓ Full Kitchen
- ✓ 2.5 Bathrooms

Visit our website for more details:

[www.TheRetreatAtTheEndOfTheRoad.com](http://www.TheRetreatAtTheEndOfTheRoad.com)



9100 County Road 2800

Athens, TX 75751

(903) 677-6796

[info@TheRetreatAtTheEndOfTheRoad.com](mailto:info@TheRetreatAtTheEndOfTheRoad.com)

## June Birthdays

4-Kandy Garrett  
5-Ellen Hasty  
5-Annis Clapp  
8-Nancy Doerr  
8-Blair Hutchinson  
8-Jill Matyastik  
10-Effie Foster  
14-Susan Corbett  
15-Donna Akins  
17-Pamela Pape  
18-Samantha Dixon  
19-Peggy Mosher  
21-Judy Courtney  
25-Chris Hubbard  
25-Colette Wong  
29-Nancy Shortino  
29-Carolyn Troupe  
30-Robbie Colley  
30-Jennifer Rike  
30-Heather Schneider

### In Case of Inclement Weather:

In general, we will do what the University of Texas of Arlington does. If they cancel evening classes we will cancel guild and board meetings.



Your input is needed! Please go to the QGOA website home page and follow the link to Program Polls to give feedback on our speakers and workshops. Thanks to everyone who does the surveys! [www.qgoa.com](http://www.qgoa.com)

## 2016 Guild Officers

President: Sharon Ligon  
Co-Vice Pres-Carol Hoes  
Co-Vice Pres-Cynthia Bernerd  
Secretary-Nancy Shortino  
Treasurer Ruth Ann Uzzle  
Parliamentarian-Barb Cain

### *Sunshine*

Congratulations to all the high school and college graduates of 2016!

The sun is shining and the birds are singing and the grass is green from all the rain.

### *Shadow*

Sharon Ligon-Dad has been in and out of hospital. Kim Olmeda-Mother has been in hospital, back at home but Kim has been taking care of her. Jenn Haxton-Father-in-law was hospitalized and Mother-in-law battling cancer, Jenn herself has been ill. Tammy Reidy-Mom and Stepmom both battling cancer right now.

## QGOA 2016 Meetings and Workshops

Date	Speaker	Title of Program
January 12	Deborah Boschert	Getting From Start to Art
January 13	Deborah Boschert	Captivating Compositions for Art Quilts Workshop
February 9	Maria Hall, Longarm Quilter	Bringing Out the Best in Your Quilt
March 8	Shannon Page	Modern Quilting Basics and Improvisation
April 12	Flavin Glover	A New Look at Log Cabin Quilts
April 13	Flavin Glover	Log Cabin Patchwork Houses Workshop
May 10	Members	2016 Winner Circle
June 14	Members	Potluck Dinner
July 12	Debbie Panton	Round Robin Adventure
August 9	Members	Members Demonstrations
September 13	Winnie Fleming	Trunk Show
September 14	Winnie Fleming	Lone Star Table Runner Workshop
October 11	Shelley Clauss	How to Make a T-shirt Quilt
November 8	Robin Williamson	Modern Quilting
November 9	Robin Williamson	Round Robin Improv Workshop
December 13	Members	Potluck Dinner & Brown Bag Auction



Upcoming Classes - you don't want to miss!

**“Circles-n-Stuff”  
and  
“Pineapples-n-Paper”**

Space is limited - reserve your place now!



Creative Sewing Center



2899 W. Pioneer Pkwy., Pantego, TX 76013  
www.sewfabricated.com (817) 795-1925



# Quilt Shows and Shop Hops

## **June 10-11, 2016**

Annual Stars Over Abilene Regional Quilt Show  
Civic Center, 1100 North 6<sup>th</sup> St.  
Main Event Hall, Abilene, TX  
Contact [shaulap@featheredstarquilt.com](mailto:shaulap@featheredstarquilt.com)

[www.abilenequiltersguild.org](http://www.abilenequiltersguild.org)

## **June 14-17, 2016**

Retread: Sue Spargo-Bird Dance-Creating with  
Hand-Dyed Wool & Textural Fabrics  
Quilting Adventures  
Jordan Ranch, Schulenburg, TX  
Contact: Debby Walters at [debby@quilting-adventures.com](mailto:debby@quilting-adventures.com) or 281-610-2543

## **June 21-25, 2016**

"Memories of Home" Quilt Show  
Happy Hearts Quilt Guild  
Giddings High School  
2337 North Main St, (Hwy 77N), Giddings, TX  
Contact: Bererly Lee at 979-542-3006

## **July 25-28, 2016**

Retreat: Michelle Wats-It's Simple with Stencils  
Quilting Adventures  
Jordan Ranch, Schulenburg TX  
Contact: Debby Walters at  
[debby@quiltingadventures.com](mailto:debby@quiltingadventures.com) or 281-610-2543

## **August 12-13, 2016**

"Quilt Plano 2016"  
Plano Center  
2000 East Spring Creek Pkwy, Plano, TX  
75074  
[www.qgplano.org](http://www.qgplano.org)

## **September 2-3, 2016**

Vereins Quilt Guild 9<sup>th</sup> Biennial Quilt Show  
First United Methodist Church  
1800 N Llano, Fredericksburg, TX  
[www.verainsquiltquild.com](http://www.verainsquiltquild.com)

## **June 10-12, 2016**

Annual Bosque Arts Center Quilt Show  
Bosque Arts Center  
215 S. College Hill Dr, Clifton, TX 76634  
[www.bosqueartscenter.org](http://www.bosqueartscenter.org)  
[www.carthagetexas.com/MainStreet/quilt.htm](http://www.carthagetexas.com/MainStreet/quilt.htm) or  
contact [dphinney@bosqueartscenter.org](mailto:dphinney@bosqueartscenter.org)

## **June 21-September 6, 2016**

Row by Row Experience  
[www.rowbyrowexperience.com](http://www.rowbyrowexperience.com)

## **July 15-16, 2016**

The Creative Quilters Guild of Ellis County  
Annual Quilt Show  
Midlothian Coference Center

1 Community Circle, Midlothian, TX

[www.elliscountyquilters.com](http://www.elliscountyquilters.com)

## **July 22-24, 2016**

Fort Worth Quilt Guild Annual Quilt Show  
"American Scrapbook"  
Arborlawn United Methodist Church  
5001 Briarhaven, Rd, Fort Worth, TX 76109  
[www.fwqg.org](http://www.fwqg.org) or [judi.janes@yahoo.com](mailto:judi.janes@yahoo.com)

## **August 25-26, 2016**

Sizzlin Summer Shop Hop  
[www.sizzlinsummershophop.com](http://www.sizzlinsummershophop.com)

## **September 16-18, 2016**

Capital of Texas Quiltfest  
Austin Area Quilt Guild  
Palmer Event Center,  
900 Barton Springs, Austin, TX 78704  
[www.captxquiltfest.org](http://www.captxquiltfest.org)

## **September 16-17, 2016**

Trinity Valley Quilters Guild 33<sup>rd</sup> Anniversary Show  
Amon Carter Exhibit Hall-Will Rogers Complex  
3401 W. Lancaster Ave, Ft. Worth, TX 76107  
[www.tvqg.org](http://www.tvqg.org)  
[quiltshow@tvqg.org](mailto:quiltshow@tvqg.org)

# News for Ronald McDonald House Quilts



**Charlotte Humphrey and Randa Dillon are your new Ronald McDonald House Coordinators.**

**We delivered 16 quilts following the quilt show. Here is the text of a thank you note we received from Ronald McDonald House of Fort Worth.**

**“To The Guild Members,**

**Thanks to your generosity, smiles are blooming throughout the RMHFW. Your donation of 16 quilts make it possible to keep families close, at little or no cost, while their children receive medical treatment at local hospitals. Thank you for your support of our mission.**

**Many Thanks,  
Your RMHFW Friends”**

## **Now for More News**

**There are two divisions for Ronald Mc Donald House quilts for the quilt show.**

1. The quilts made with the challenge fabric. This fabric has been donated by Quilt Among Friends. These kits will be available at the July guild meeting. Keep your eyes and ears open about a few guideline changes.
2. The quilts made with any fabric choice. Pretty much anything goes as long as it is child appropriate. You can go ahead and this one done before the challenge fabric is available. More information will be out soon.

**Thank you in advance for these great quilts. Let’s break records in the number we deliver next year.**

**Randa and Charlotte**



## Display Case

Billie Brecheen who has done a wonderful job on the guilds display case has some requests from us. She is looking for orphan blocks, mini quilts or blocks from different members.

July-Camping, 4<sup>th</sup> of July

August-Vacations, Beach, Under the sea.

\*\*Please put your name on your things. So Billie can get them back to you.



## **Kaffe Fassett's Lecture**

**October 24, 2016**

**Medical Center of Lewisville's Grand Theater**

**7:00-9:00pm**

**Tickets available at Quilt Country for \$25**

Hi all: Hope everyone had a lovely and filling Memorial Day Remembrance. Been sort of a slow month for Linus. We had to postpone a meeting but that made our collection the next meeting more delightful. Project Linus donates several hundred quilts/blankets every month. The local hospitals (JPS, Cooks, Harris) receive donations regularly from Linus and their needs do not diminish. Many other locations that receive these donations are: ACH (formerly all church), Snowball Express, AIDS outreach, and many others. Sadly we have children suffering treatments, operations, and all sorts of medical ailments for which they can receive a quilt that one of our members has shopped for a pattern, fabric batting, cutting, sewing, sandwiching and quilting. Our desire to make a gift of comfort will hopefully help the little and bigger kids find healing. Linus has blankets for all children from 0-18years of age.

Special thanks to Jolene Mershon for darling kits, Sherry Livingston for a fleece edged blanket, Janice Farris, Robbie Colley, Rose Redding, Nancy Spell, Janice Mowery, Darnell Dark, Jill Matyastik, and anonymous. My apologies if I missed your name. It does help if you can pin your name to your donation if possible. Linus wants to acknowledge your contribution. So accept the thanks from Linus and me for the children that received your kind donations.

Project Linus meets the 2<sup>nd</sup> and 4<sup>th</sup> Thursday of most months at SouthCliff Baptist Church located at 4100 SW Loop 820 . We meet from 9-3ish in their entryway. We gather to assemble quilts, and sew them. Sometimes we even have a class for a new pattern. We have show and tell and enjoy all the newest quilts. One of the Linus blanketers took a class on embroidery and brought in a panel quilt with dinosaurs in all manner of behavior. We commiserate with one another and just sew to our hearts content.

The hospital request children's measuring 44 x 40 and for larger children 57 x 44.

IF you are looking for a new and reasonably simple pattern please refer to [www.projectlinus.org/patterns](http://www.projectlinus.org/patterns) where you can find quilts, crochet and knit patterns to make for the children. Lots to choose from.

Also Quiltermaker Magazine designs and offers for free a new pattern specifically for Project Linus. That can be found at : [www.quiltermaker.com/patterns/projectlinus.html](http://www.quiltermaker.com/patterns/projectlinus.html). Please use these sites to find some darling things to create.

Sincere thanks from me and all the folks that come to Project Linus that think QGOA is very generous to the ill children of Tarrant County. Remember the work we do for the guild and our community enriches us and generations to come.

Elizabeth Cooper for Project Linus

## Mystery Round Robin

Now that you have your 12-1/2" center square, and your first border that includes half-square triangles, let's talk about a floating border.

A floating border is often a strip of fabric that is used to make a pieced border fit. If your half-square triangles were 2" square, you now have a 16" square medallion. Let's say your next pieced border is 18" long, you'll want to add a floating border so it will fit. With smaller dimensions it's pretty easy to figure, because for this scenario you'll want a 1" border all the way around. But as your quilt grows, it can be more complicated to figure, especially if you're working with a rectangular quilt, rather than a square quilt.

There is a nifty formula you can use, and it's really quite easy. I'm math phobic, but I have learned to trust the math, and it really works!

You'll want to go ahead and make whatever pieced border you are going to make, just be sure to make it larger than each side of the center you're adding it to. Here's the formula:

### Square Quilt

$((\text{Length of pieced border without corner block} - \text{width of quilt}) \div 2) + \frac{1}{2}"$  seam allowance = cut size of floating border

### Rectangular Quilt

$((\text{top and bottom pieced border without corner block} - \text{width of quilt}) \div 2) + \frac{1}{2}"$  = size to cut the side floating borders

### THEN

$((\text{side borders without corner blocks} - \text{length of quilt}) \div 2) + \frac{1}{2}"$  = size to cut top or bottom floating borders

For July, add a floating border and any kind of pieced border you'd like.

## President's Block

To show appreciation for our past president's, guild members make a block of the president's choosing to give to her. Barbara Cain, our president in 2015, has decided on a Bow-Tie Block, in shades of blue or gray on a white or white on white background. These blocks will be going into a quilt for a boy, so please use fabrics that are not overly feminine. The block should measure 6-1/2" unfinished.

Directions are below:

### White Fabric

- Cut two 3-1/2" squares

### Blue / Gray Fabric

- Cut two 3-1/2" squares
- Cut two 2" squares

### Sewing Instructions

- Draw a diagonal line on the back of the 2" squares
- Place the 2" squares right sides together with the white squares, matching one corner.



- Stitch along the diagonal line, and fold back, matching corners. Trim seam allowance to 1/4". Make 2.



Assemble your squares to make block.



## Quilters' Guild of Arlington 2016 Donation Quilt



**"Homeward Bound"**

Size 80 X80

Photographed by guild member Rose Kauhane

## Scheduled Events:

Jan 19 - Bear Creek Quilt Guild - Elizabeth Cooper  
Feb 1-6 - Kathy Dunnigan Appliqué Academy - Carol Ramsey, Randa Dillon, Linda McPherson & Nancy Shortino  
Mar 12 - Storytelling Event - Jay McLaughlin  
April 1-2 - Quilter's Dream BOM - Susan FitzGerald, Darleen Jordan & Julie Schmidt  
April 22-23 - QGOA Annual Quilt Show - Please Sign-up to work the show  
May 6-7 - Country Stitches - Linda McPherson  
May 17 - FtWQG - Nancy Shortino & Linda McPherson  
July 9 - TAQG 2016 Rally Day - Speaker Kimberly Einmo - Susan FitzGerald  
Aug 18 - IrvingQG - Volunteer needed  
Oct 12 - SafeHaven's Legacy of Women Awards Luncheon, 9:30-2:30, FW Hilton -

**Members, I need your help selling tickets!**  
**I challenge each member to sell 4 packs of tickets, that's only \$20, and buy 4 packs of tickets! Offer your friends and family the opportunity to win this beautiful quilt!**  
**Just ask them to buy a ticket!**

### **Tickets are available at QGOA General Meetings.**

If you know of any events where we can sell tickets or have any ideas on how we can increase our sales, please contact Susan FitzGerald.

### **Please sign-up to sell tickets at different events.**

Donation quilt ticket monies benefits QGOA's Continuing Education

Programs and SafeHaven. The drawing will be December 13, 2016.

Need not be present to win.

Raffle tickets are \$1 each or 6/\$5.

You can also buy tickets via mail by sending a check to:  
QGOA, P.O. Box 13232, Arlington TX 76094.

### **Outstanding Volunteers for May were:**

Judy Liston, Lind McPherson, Marie Eggleston and Joyce Clark

## 2018 Donation Quilt Wanted

A request to our very talented, creative guild members: Which of you will take up the challenge of creating our 2018 fundraising quilt? You can do it all yourself, enlist a few friends or your stitch group for an exciting group project with plenty of time to complete it. Interested? Contact Sharon Ligon for more information or to accept the challenge.

# Festival of Quilts 2017 "Traditional Meets Modern"

April 7-8, 2017

Planning has already begun for our 2017 Festival of Quilts. The theme is "Traditional Meets Modern". The show is a few weeks earlier next year so get started planning your beautiful quilt entries!

Co-chairs for the 2017 show are Shelly Uggen and Gayle Lacerda

## QUILTERS' GUILD OF ARLINGTON

DAY RETREAT SEPTEMBER 29 - OCTOBER 1, 2016

**For:** QGOA Members; space is limited to 65 persons

**When:** Thursday, Friday and Saturday, **Sept. 29 - 30 & October 1**

Thurs. **9:30 AM–9 PM**, Fri. **9 AM–9 PM** & Sat. **9 AM–3:30 PM**

**Where:** Pleasant Ridge Church of Christ, Family Life Center, Arlington

**Cost:** \$40 or \$30 if you bring your own sewing table and/or do not require table space. Payment must be submitted with registration.

Registration will begin at the July 12th QGOA Guild Meeting.

Forms will be available at the guild meeting or on the [qgoa.org](http://qgoa.org) website. When the registration form is available online; you may fill it out, print and bring to the meeting with your payment. Checks payable to QGOA.

Libby McDuffie

## TAGQ RALLY DAY

JULY 9, 2016

Rally Day 2016 will be a day filled with quilting fun, a great nationally known speaker, lots of Raffle Quilts and mini quilts, and as always PRIZES.

Arrive at Mimosa Lane Baptist Church at 9:00 a.m. for registration (1233 North Belt Line Road, Mesquite, TX). Admission is free with your Guild name badge or membership card. You can bring non-guild members but admission will be \$5.00 for the guests. The first 500 people through the doors will receive a goodie bag. You will have until 10 a.m. to look at the other member guild's raffle quilts and purchase your tickets. It would be a good idea to bring address labels to quicken the fill in process. You may also take this time to bid on the silent auction, purchase Rally Day pins, purchase raffle basket tickets, look at and purchase our speaker's wares, buy YLI Thread and find your seat. Be sure to look up at the big screen at pictures of your guild and fellow TAGQ member guilds. The program will start at 10 a.m. with Kimberly Einmo as the speaker. There will be approximately one hour for lunch so it is a good idea to purchase tickets for lunch from your guild rep or download the form from the website and send it to the address on the form. You are welcome to bring your lunch as well if you like. During the lunch break you have another opportunity to purchase raffle tickets, bid on the silent auction items, buy YLI Thread and purchase Kimberly's wares. A drawing will be held for the rally day raffle basket at the end of the day. Door prizes will be drawn throughout the day. The day should end around 3 p.m.



If you have been hiding under a rock for the past few years and don't know what the Row by Row Experience is all about, I am about to tell you.

Row by Row Experience™ began in 2011 with 20 quilt shops across New York State. In 2012 the event grew to include 62 participating shops. Pennsylvania came on board in 2013 for a total of 138 shops throughout the two states.

In 2014 over 1250 quilt shops participated in 34 states and Ontario. 2655 shops across the US and Canada made 2015 the biggest year so far! 2016 will be even better!

Although the quilt shops are organized by area, quilters have no borders. Travel, shop, collect patterns and add rows to your quilt from anywhere!

Create a quilt using at least 8 different 2016 rows from 8 different 2016 participating RxR shops and be the first to bring it into a participating shop to win a stack of 25 fat quarters (6-1/4 yards of fabric!). Use that shop's row in your quilt and win a bonus prize! [Click here for more details.](#)

Exclusive Fabric Plates™ by Zebra Patterns will be available in many Row by Row quilt shops. Each one is unique! Collect a bunch to create fun projects, sewing studio wall art or even a fun backing for your quilt.

Each area has its own Facebook page. Like the page from the areas you visit to see pics of the rows, shop displays, winning quilts and fabric plate projects. [Click here to find your Row by Row area!](#)

It has been fun to get a bunch of us ladies to caravan in a day to all the shops in the DFW area to pick up the different rows. We pile in the suburban and head out early in the morning and try to hit as many as we can we stop for lunch and it has been a blast doing it all together.

June 21<sup>st</sup> is when you can start to pick up rows at the shops. Each shop has their own license plate as well for the row by row be sure to collect those as well. Bring completed quilt into shop for prize June 21-Oct 31, 2016. So, get going ladies on this unique and fun quilt.

Tammy Reidy

## STITCH GROUPS

Guild members are cordially invited to join a sewing group for fellowship and stitching. We have plenty of space for new members in our groups

### **\*\*Friendship Stitchers\*\***

Meets the 1st & 3rd Thursdays 10:00 a.m. at First Christian Church Contact: Helga Smith

### **\*\*Etcetera Art Quilt Group\*\***

Meets @ Sew Fabricated  
1st Thursday of the Month 7 p.m. to 8:30 p.m. Contact:  
Denny Cornett

### **\*\*The Piecemakers\*\***

Meets @ Bob Duncan Community Center 2nd & 4th  
Thursdays  
6:00 p.m. to 10:00 p.m.

Contact: Nancy Shortino-817-466-1279

### **\*\*Sew-N-Sews\*\***

Meets @ Trinity United Methodist Church  
1200 W Green Oaks Room A208  
1st Monday of the month unless it is a Holiday  
10 a.m. to 3 p.m.

Bring your lunch and \$3 per person per meeting as a donation to the church

Contact: Randa Dillon or Carolyn Bowden

### **\*\*Jane and Friends\*\***

Meets @ Quilt Among Friends  
2238 Michigan Ave. Suite A  
2nd Monday of the Month 10:00-3:00  
Contact: Sherry Livingston



**Show & Tell for May will be in next months' newsletter. Somehow Tammy never received the papers everyone filled out. If anyone picked them up please get them to Tammy.**

You need to fill out a Show & Tell form in order for your quilt to be listed in the newsletter. Write legibly please.

## Show and Tell

Date: \_\_\_\_\_ Presented by: \_\_\_\_\_

Name of Quilt: \_\_\_\_\_

Maker of Quilt: \_\_\_\_\_

Quilter (if different): \_\_\_\_\_

Description: \_\_\_\_\_

---

---

---

---

---

---

---

---



### **Stencil Marking**

Instead of using a marking pencil with a quilt stencil, I use a foam paintbrush. I dip it into loose chalk, and dab it over the stencil. It's really quick!

Fons & Porter Tip: Use a [chalk marker](#), [chalk pencils](#), or a [white mechanical pencil](#) to mark your quilt when piecing or marking free-hand quilting designs. Use a [quilt pounce](#) for quilting stencils.

### **QGOA Newsletter Ad Rates**

SIZE	1MO	3MO	1 YR
1/8 PAGE	\$7.50	\$22	\$85
1/4 PAGE	\$15	\$40	\$150
1/2 PAGE	\$30	\$75	\$270
1/2 PAGE (BACK)	\$40	\$105	\$378
FULL PAGE	\$60	\$150	\$540

All ads must be print ready and fit the size requirement. Ads must be received by the 15th of the month prior to the desired publication month. Email preferred. Email ad to: [tammyreidy@yahoo.com](mailto:tammyreidy@yahoo.com)

Make payments to: QGOA

Mail payments to: Tammy Reidy, Editor

4101 Walsh Lane

Grand Prairie, TX 75052

**Churn Dash (8-1/2" unfinished block)  
June 2016**

Fabric 1: Cut two (2) 4" squares for half square triangles  
Cut four (4) 2" x 2-1/2" rectangles

Fabric 2: Cut two (2) 4" squares for half square triangles  
Cut four (4) 2" x 2-1/2" rectangles


Fabric 3: Cut one (1) 2-1/2" square for center

Assemble half square triangles and square to 3-1/2". (Instructions for making HSTs are on the Block Party Webpage at the top of the page. The link is <http://qgoa.org/blocks/BlockPartyHalfSquareTriangles.pdf>).

Assemble 4 units made of one each of the rectangles.


Assemble following the diagram.

Make 1 block.





## QGOA Celebration Block



This block is to '**Celebrate**' each member at our Festival of Quilts. We ask each member to make one of these 12" blocks with your name and 'Member Since' to celebrate you and what you add to the Guild. You can personalize this block however you want - embroidery, beading, and or quilting. If you do not remember when you joined the guild just look in the directory and figure out the first guild president you remember! The blocks will be placed on the end of the standards each year.

### Makes One Twelve Inch Finished Block

*Please review all instructions before making the block. Must be a light star in dark/medium background, block may be no larger than 12.5".*

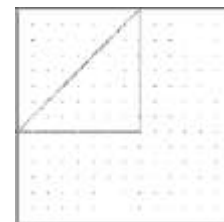
### Need:

- 1 FABRIC A -4.5" x 36" -**MEDIUM TO DARK**
- 2 FABRIC B -2.5" x 20", plus 4.5" square -**LIGHT** that is suitable for name to be seen, no strong prints; 200 ct. muslin or plain fabric is suggested.
- 3 Batting -13" square
- 4 13-14" square backing fabric
- 5 Binding fabric -two 40 -42" widths of fabric; cut 2.5" strips, miter for one strip, double fold

### Cutting Instructions

*\*If you are going to heavily quilt, embellish or appliqué the block you may want to cut the pieces 4.5"x 5", then square up block to 12.5". Be careful to put star points on 4.5" side.*

- 1 Cut 8\* -4.5" squares of medium to dark fabric -FABRIC A If using a fat quarter, cut along short side (18") must be at least 18"; two strips of 4.5". This will allow for 13" square for backing.
- 2 Cut 1\* -4.5" square light fabric -FABRIC B You may wish to embroider your name and 'Member Since' line before constructing the block
- 3 Cut 8 -2.5" squares of same light fabric -FABRIC B
- 4 Cut 1 -13-14 " square of backing fabric, may be same as A or different
- 5 Cut 1 -13 " square batting
- 6 Cut two (2) widths of fabric (40-42") cut 2.5" strips for binding.



### Assembling Block -sew all seams with 1/4" accurate seam width

- 1 The star points are made using the stitch and flip method: Place a 2.5" sq. of fabric B in the corner of A with the right sides of the fabrics facing each other. With a pencil and ruler, mark a diagonal line on B from the corner to corner as shown. Sew on the line.
- 2 Trim patch 1/4" from sewn line. Press it gently to corner.
- 3 Repeat with another B patch on adjacent corner to create star points. Make total of 4 matching units for each of the star point units.
- 4 Join the matching units into rows with A patches as shown above; press the seams allowances toward the A's; middle row to B patch. Sew the rows together to complete the star block.

### Finish

- 1 Quilt the block then bind. You may embellish and quilt as desired to personalize your block! It cannot be larger than 12.5" square, so do nothing to extend size or 'dangle' off block.
- 2 Sign block in at least 3/4-1" lettering in middle of center square with permanent fabric pin or embroidery. Include this line under your name: Member Since -fill in year you joined QGOA!
- 3 Blocks will be accepted September, 2008 ~ April, 2009. Blocks will be retained by QGOA for future exhibits.

If you have any questions call Libby McDuffie 817.483.0694 or LibbyMc137@aol.com