



THE QUILTING BEE

QUILTERS' GUILD OF ARLINGTON

WWW.QGOA.ORG

Meeting Location

Bob Duncan Center -- Vandergriff Park
2800 S Center St Arlington, TX 76014
Meetings 2nd Tuesday each month
Doors open at 6:30 ~ Meeting at 7:00

Visitors \$5

September Meeting – J. Michelle Watts

Beauty of the Southwest

Michelle Watts is a quilt artist who loves living in the Southwest region of the U.S. and wants quilters everywhere to experience the beauty of the southwest through the quilts and wearable art she creates. She designs fabrics for Moda, teaches classes and lectures throughout the U.S. Her quilts & patterns embrace piecing, applique, embroidery and other techniques, such as Zentangle. Through her use of rich color, strong design and texture, Michelle creates objects of beauty to the eye and comfort to the soul. Visit her website to see her patterns and books. www.Jmichellewatts.com.

Check out the Zentangle workshop she will be leading on Wednesday, September 13, 2017.

October Meeting – Lone Star Laser Company

Take the Fear Out of Laser Applique

Lone Star Laser Company is a top of the line laser cutting applique business in Texas. Their applique kits have the pieces cut out with fusible web already adhered to the back. All you have to do is peel the paper from the back, press and you are ready for the fun part...SEWING.

Lone Star Laser Company is going to come show us how all about laser applique. It should be a fun night of learning and you might even find some fun kits to take home.

So join us this month for fun without fear with laser applique.

September Workshop

Be sure and save your place for our September Workshop:

J Michelle Watts-Zentangle Workshop

Date: 9-13-2017 9 am - 4 pm

\$40

Location: Sew Fabricated

Workshop Registration

Name: _____

Address: _____

City: _____ State: _____ Zip: _____

Phone: _____ Email Address: _____

Workshop Name: _____

Workshop Date: _____

Form of Payment: (circle one) Check Cash

Cost is \$40 for members/\$45 for non-members. Please make all checks payable to QGOA.

Payment must be received to hold your space in the workshop. Enrollment is on first come first serve basis.

Please sign-up at a meeting at the Program Section of the Sign-In Table or send your registration form with full payment to:

Quilters' Guild of Arlington

PO BOX 13232

Arlington, TX 76094-0232.

Notify the Vice President, Nancy Spell or Rhonda Weddle, that you wish to sign up.

Please pick up your supply sheet at the Guild meeting or check the newsletter on the website www.QGOA.org

(Please use this form to register for all upcoming workshops. You may photocopy this form)

President's Block 2017

Sharon Ligon

Sharon has selected a spool block for this year. There are 2 options for making it—it can be a single color for the thread/main part of the block, or you can use some of your strips to create a strip-pieced thread section.

Cutting:


Light Tan/Off White: Cut four (4) 1-1/2" squares
Cut two (2) 1-1/2" x 4-1/2" strips

Brown: Cut two (2) 1-1/2" x 5-1/2" strip


Single Color: Cut one (1) 3-1/2" x 4-1/2" rectangle

If doing multiple color, cut 4 fabrics into 1-1/2" x 4" strips


1. Draw a diagonal line on the back of each of the 1-1/2" squares.
2. Place a square on each end of the brown strip, as shown.





3. Stitch on the diagonal line. Repeat with the other brown strip and off white squares. Press the squares open and trim.



4. If making a strip set, sew your strips together using a scant 1/4" seam along the long sides. Trim down to a 3-1/2" x 4-1/2" rectangle.



5. Stitch the tan background strips to the long side of the strip set or your solid rectangle. Add the top and bottom strips.



Guild Activities

Mystery Quilt

If you missed the meeting, or missed signing up for the mystery quilt reveal, just email Kim or me so we can reserve your spot! (You can come and sew the final pieces together or just drop by and pick up the pattern. Be sure to let her know which option you choose.) It's been so much fun sewing this quilt. I look forward to seeing your unique creation.

Saturday, September 23, 9-12 at Quilt Among Friends

or

Thursday, September 28, 5-9 at Quilt Among Friends

President's Block

Sharon has chosen a spool block as her President's Block. There are 2 types of block to choose from (or make both, Sharon has worked hard). Instructions are here in the newsletter, and completed blocks can be turned in to Kim Olmedo or Debbie Hood.

Guild Refreshments

Jan = C, T

Feb = H, V

Mar = M

Apr = S

May = A, D, Z, E

June = Potluck (Board Desserts)

Jul = G, L, O

Aug = B

Sep = F, I, J, K

Oct = N, P, R

Nov = U, W, X, Y

Dec = Potluck (Board Desserts)

Safe Haven Donations

January: Diapers, baby wipes

February: Children's socks

March: Children's underwear

April: Shampoo, brush, comb, etc.

May: Toothbrush, toothpaste, floss

June: Women's underwear

July: Feminine hygiene products

August: School Supplies

September: Soap and towels

October: Prepackaged snacks – Granola bars, Goldfish crackers, etc.

November: Children's toys

December: Mittens, scarves or hats

**We will accept travel size toiletry items throughout the year.

ALL items should be new and unused including toiletries.

Quilt Size & Yardage Chart

	Size Range Width x Height		Yards for Backing 45"-Wide		Diagram to Piece Backing		Yards for 2½" Binding 45"-Wide		Mattress Top Size	Pillow Size	Pillow Case Size
	Minimum*	Maximum**	Min.*	Max.**	Min.*	Max.**	Min.*	Max.**			
Crib	30"x40"	48"x60"	1¼	3			¼	½	26"x48" 27"x50" or 28"x52"	—	—
Throw	approx. 54"x72"		3½				½		—	14"x20" Travel-Size	14"x23" Travel-Size
Twin	63"x87"	87"x114"	5¼	7¾			¾	¾	39"x75"	20"x26" Std.-Size	20"x30" Std.-Size
Full	78"x87"	102"x114"	5¼	9¼			¾	1	54"x75"	20"x26" Std.-Size	20"x30" Std.-Size
Queen	84"x92"	108"x119"	7½	9½			¾	1	60"x80"	20"x30"	20"x34"
King	100"x92"	124"x119"	8¼	11			¾	1	76"x80"	20"x36"	20"x40"

- *Minimum: Twin thru King, drop of 12" on each side and bottom
 **Maximum (for thicker mattresses and/or taller beds): Twin thru King, drop of 24" on each side and bottom, plus 15" on top to cover pillow(s)
 ©2009 Notions & Whims™ LLC
- Some fabric amounts have been rounded up to the closest quarter-yard measurement.
 - All fabric amounts are based on 45"-wide fabric.
 - Great care has been taken to ensure that these calculations are correct, but we cannot guarantee their accuracy and, in turn, do not assume any responsibility or liability for them.

Military Quilt Project Benefit Sale – October General Meeting

Lezleigh Kleibrink, one of our newer members and on staff at Sew Fabricated, received a donation of sewing tools and supplies and would like to put them out for donations at our October General Meeting. The proceeds will go directly to our Military Quilt Project. Items include vintage notions & fabric, stretch and grow patterns as well as coordinating fabrics and lots & lots of thread.

QGOA NOW
222 MEMBERS!

MQP (Military Quilt Project)

Honoring our Veterans!

New drawing in November in honor of Veterans Day.

Seeking finished quilts, quilt tops, volunteers to quilt donated tops, apply binding and labels. We are needing backing and batting if anyone would like to donate those items.

Cindy Bergman/Sandra Boice
MQP Military Quilt Project

The 2018 Ronald McDonald Challenge is On....

Thanks to those of you who picked up a Challenge Fabric packet at the August meeting. Packets will be available at the September meeting for \$5.00. Be sure to get yours.

Remember that there is also a non-challenge fabric category as well.

Following are the Challenge guidelines

Ronald McDonald Challenge Fabric Quilt Guidelines

1. This challenge fabric is donated by Quilt Among Friends. Please take opportunities to thank them for their sponsorship.
2. This packet containing the challenge fabric is \$5. The quilt maker who uses this fabric and turns the quilt in at the April 2018 guild meeting will receive a \$5 gift card from Quilt Among Friends.
3. Quilts must use a recognizable amount of the challenge fabric in the quilt.
4. Maker may use any other coordinating fabrics.
5. The quilt must be washable and have no buttons or similar items attached that could be accidentally swallowed by your children.
6. Finished quilts must be at least 50 inches on each side.
7. Quilts must have a quilt show entry form and turned in with the quilt at the April 2018 guild meeting.
8. Maker need not attach a sleeve.
9. Quilt may be labeled.
10. Quilt may be displayed at the quilt show.
11. These quilts will be voted on by the membership.

Ronald McDonald Non- Challenge Fabric Quilt Guidelines

1. Maker may use any other fabrics for these quilts.
2. The quilt must be washable and have no buttons or similar items attached that could be accidentally swallowed by your children.
3. Finished quilts must be at least 50 inches on each side.
4. Quilts must have a quilt show entry form and turned in with the quilt at the April 2018 guild meeting.
5. Maker need not attach a sleeve.
6. Quilt may be labeled.
7. Quilt may be displayed at the quilt show.
8. These quilts will be voted on by the membership.

Happy Sewing!

Randa and Charlotte

North Texas Quilt Festival & Original Sewing Expo

There will be a full report of the quilt show at the October General meeting. But, we need to assess our quilt show to decide if our guild wants to continue the collaboration with F&W and the NTQF. Deadline for guilds and for F&W to communicate decisions is Oct. 10th. The Board will present a recommendation to the membership for a vote at the September meeting.

To help assess this year and plan for next year, we need and appreciate critiques of the show. If you attended, we need your constructive comments of pros and cons that you observed and suggestions. Please keep the format simple and succinct.

Topics for Feedback include:

- Online Quilt entry process
- Entry Check in - Check out process
- Volunteers - this WILL be changed for next year! Would appreciate knowing how did it go for you. Did you feel you had adequate instruction for your responsibility, was the shift too long, etc.
- Festival Night - if you attended how do you think that went?
- Guild Booth - suggestions for next year
- Miniature Auction - did you participate?
- Quilts for Sale - opinions on that booth
- Show Divisions and Categories
- Signage and Directions
- Ribbons & Critiques

Please send email to <mailto:quiltshow@qgoa.org?subject=Quilt Show Critique>

Quilters' Guild of Arlington 2017 Golden Spool Award

It's that time Send in your Gold Spool Nominees!

The Golden Spool Award is an award given for excellence and service to the guild. The nominee and the person submitting the nomination must be QGOA members. The nomination form may be submitted to me by email or given to me at a guild meeting. This is a highly desirable honor and we have many deserving members. So, please give this a priority and send in the name of your nominee along with a short write-up of why you believe this individual to be deserving of our highest award. After the nominations are received, the winning nominee will be voted on by the guild board for approval. The announcement of the winner will be at our Christmas party, December 12th.

Please send to: Sherry Livingston, my email address is artandquilts@yahoo.com

Thank you everyone for your nominations!



The Golden Spool Award

QGOA members, please pay close attention to all of our hard-working volunteers during our upcoming quilt show. Take notes and complete the form below to submit your vote for the 1st Golden Spool Award of 2017! Please submit form to Sherry Livingston, email: artandquilts@yahoo.com or you can hand it to me at the guild or quilt group meeting. Thank you and stay alert!

Golden Spool Award Nomination Form

I, _____, on this date, _____,

do submit into nomination, _____

for the honor of the Golden Spool Award, as recognition of this nominee's outstanding service to the Quilters' Guild of Arlington and its supporting community. Nominee and submitter must be QGOA members.

The following are just a few traits that have been recognized in past nominees.

Please feel free to check those that most apply.

- | | |
|---|---|
| <input type="checkbox"/> Guild Morale Building | <input type="checkbox"/> Guild Volunteer |
| <input type="checkbox"/> Program Development | <input type="checkbox"/> Educator/Teacher |
| <input type="checkbox"/> Implementation of Programs | <input type="checkbox"/> Community Outreach |
| <input type="checkbox"/> Hospitality | <input type="checkbox"/> Leadership |
| <input type="checkbox"/> Problem Solving | <input type="checkbox"/> Guild Management |

Please elaborate as to why you feel motivated to make this nomination.

Please elaborate as to why you feel motivated to make this nomination.
Please submit this form to the Golden Spool Committee Chairperson or a member of the QGOA Executive Board. The Golden Spool Award is announced and awarded at the December Guild meeting.

THANK YOU, THANK YOU, THANK YOU!!!!!!

Thank you to all of our guild members that contributed to the North Texas Quilt Festival. Because of your dedication and hard work, the quilt show was a great success. Some of you donated quilts for the guild to sell, some of you made beautiful miniature quilts to be auctioned for charity and others worked tirelessly at the show—from set up to take down.

You volunteers are the backbone of our organization, and with you we certainly did rise to the challenge of the first North Texas Quilt Festival.

Shelly & Gayle

Donation Quilts-Cancer Care

Wow, with your lovely miniature donation quilts we made a total of \$1,165 at the show. \$850 will go to Cancer Care and \$315 will go back to the guild.

Each year we ask for these donation quilts and you never let us down. Thank you to all who donated their time, talent and treasures to this worthy cause.

We hope next year will be even better!

Quilters' Guild of Arlington 2017 Donation Quilt



Photographed by guild member Rose Kauhane

2017 Donation Quilt

Congratulations to ETC Art Quilt Group. Our donation quilt "Postcards from Home" won a 2nd Place Red Ribbon at the Dallas Quilt Show and \$200 for the guild! How exciting!

Be sure to sell your tickets for the ribbon winning quilt!

See Denny Cornett if you need more tickets.

2019 Donation Quilt Wanted

A request to our very talented, creative guild members: Which of you will take up the challenge of creating our 2019 fundraising quilt? You can do it all yourself, enlist a few friends or your stitch group for an exciting group project with plenty of time to complete it. Interested? Contact Sharon Ligon for more information or to accept the challenge.

Our 2018 Donation Quilt will be donated by Annis Clapp and her stitch group friends. Thank you Annis for volunteering your time and creativity for next year's donation quilt.

So, who is willing to take the challenge for our 2019 Donation Quilt?

How many strips can I get from 1 yard of fabric?			
Strip size:	# strips:	Strip size:	# strips:
1.5"	23	4.5"	7
2"	17	5"	7
2.5"	13	5.5"	6
3"	11	6"	5
3.5"	10	7"	5
4"	8	8"	4

Quilt Shows

Lone Star Heritage Quilt Show

September 15-16, 2017

Location: "The Roc"

115 Putnam St, Sulphur Springs, TX

<https://www.sulphurspringstxquilts.com/quilt-show.html>

Fri-9am-5pm; Sat-9am-3pm

Wichita Quilt Show-"Quilting in the "Falls"

September 22-23, 2017

Location: Multi-Purpose Event Center

1000 5th St, Wichita Falls, TX

Time: Fri-Sat 9am-6pm

http://www.wichitafallsquiltguild.org/quilt_show.php

Cotton Patch Quilt Guild

A Harvest of Quilts

Tyler Quilt Show

October 6-7, 2017

Email: hvarner@hpu.edu

Phone: 503-428-8445

Location: Wesley United Methodist Church
5302 State Hwy 69
Greenville, TX

Piecemakers' 37th Annual Quilt Show

October 3-27, 2017

Location: The Warehouse Living Arts Ctr. 119

W. 6th Ave, Corsicana TX 75110

10am-4pm M-F 10am-2pm Sat.

Admission: Free

Jewett Fall Frolic Quilt

Held each year, the first Friday and Saturday.
Oct. 3-4, 2014 & Oct. 2-3, 2015

Come see more than 100 quilts including the annual Challenge Quilts.

Jewett Civic Center
111 N. Robinson * Jewett, TX 75846
903-626-4202
www.jewettexas.org

Judged Quilt Show
Quilt Shops
Quilt Appraisals
Scissor Sharpener
Old-Fashioned Bed Turning
Quilter's Auction
Baskets
And much more

Follow us on facebook at:
www.facebook.com/fallfrolicquiltshow



Sponsored by Jewett Area Chamber of Commerce and Country Living Quilts

Houston International Quilt Festival

November 2-5, 2017

Location: George R. Brown Convention Ctr,
1001 Avenida de las Americas, Houston, TX
77010

10am-7pm Thurs-Sat 10am-4pm Sun.

Admission: \$12 Adults, \$9 Seniors, Students,
Military, Children under 10 free.

September Birthdays

9-2 Lou Sheid
9-5 Pat Owens
9-11 Don Powers
9-12 Judy Liston
9-17 Shannon Page
9-19 Jane Bentley
9-20 Carol Majka
9-21 Kay Dietrick
9-26 Kathy Crane
9-26 Rhonda Scott
9-27 Kelli Longstrom
9-27 Charlotte Patrick
9-29 Claudine Geisel
9-30 Jeanette Garrett
9-30 Karen Harrivel



Your input is needed! Please go to the QGOA website home page and follow the link to Program Polls to give feedback on our speakers and workshops. Thanks to everyone who does the surveys! www.qgoa.com

2017 Guild Officers

President: Sharon Ligon
Co-Vice Pres-Nancy Spell
Co-Vice Pres-Ronda Weddle
Co-Vice Pres-Phyllis Borton
Secretary-Nancy Shortino
Treasurer Kathy Sisney
Parliamentarian-Barb Cain

Sunshine

Sarah Reed-New Granddaughter born this month.
Carole Armstrong-New Great Granddaughter born this month.
Tammy Reidy-New Granddaughter born this month.

In Case of Inclement Weather:

In general, we will do what the University of Texas of Arlington does. If they cancel evening classes we will cancel guild and board meetings.

Shadow

Carole Armstrong-Still recovering from broken femur.
Gloria Speakman-Broken shoulder and broken foot.
Joanne Eubank-Will have back surgery on Sept. 22nd.
Susan FitzGerald-Mother in-law passed.
Ellen Hasty-Brother passed.
Darnell Dark-In ICU and improving.

QGOA 2017-2018 Meetings and Workshops

Date	Speaker	Title of Program
January 10	Shannon Brinkley	Scrappy Bits Applique
January 11	Shannon Brinkley	Scrappy Applique Workshop
February 7	Will Simpson	Lecture & Trunk Show
March 14	M.J. Fielek	Making Beautiful Quilts Out of Simple Blocks
March 15	M.J. Fielek	Binding Class
April 11	Sharon Holiday	Lecture
May 9	Members	Potluck/Ronald McDonald Quilt Recognition
June 13	Karen Kay Buckley	From the Beginning
June 14	Karen Kay Buckley	Heart to Heart Workshop
July 11	Judy Steward	Machine Quilting
July 12	Judy Steward	Machine Quilting
August 8	L:ynn Roddy Brown	Lecture
September 12	J. Michelle Watts	Beauty of the Southwest
September 13	J. Michelle Watts	Zentangles
October 10	Lone Star Laser Co.	Take the Fear out of Laser Applique
November 7	Members/Shop Owners	Demo Stations
December 12	Members	Potluck Dinner & Brown Bag Auction
QGOA 2018 Meetings & Workshops		
January 9	Melissa Eubanks	Lecture
February 13	Carol Morrissey	Lecture
March 13	Maggie Ball	Lecture
March 14	Maggie Ball	Workshop
April 10	David Taylor	Lecture
April 11	David Taylor	Workshop
May 8	Member Potluck	Ronald McDonald Recognition
June 12	Cynthia Regone	Lecture
June 13	Cynthia Regone	Workshop
July 10	Gyleen Fitzgerald	Lecture
July 11	Gyleen Fitzgerald	Workshop
August 13	Demo Stations	
Sept 12	Jolene Mershon	Lecture Trunk Show
October 10	Becky Goldsmith	Lecture
October 11	Becky Goldmith	Hexie Garden Wool Applique
November 14	Jane Sassaman	Lecture
November 15	Jane Sassaman	Workshop
December 12	Potluck Dinner	Brown Bag Auction

NORTH TEXAS QUILT FESTIVAL



North Texas Quilt Festival 2017

The inaugural North Texas Quilt Festival was a huge success, due to members who entered beautiful quilts in the Festival, donated mini quilts for the auction and spent untold hours before, during and after the show working to make this Festival happen.

Gayle Lacerda and Shelly Uggan, our show chairs were invaluable, working with the convention center staff and making sure our guild booth was beautiful and welcoming to our show visitors. There were so many of you working behind the scenes to ensure that we had everything available and ready to put our best foot forward.

Details are still being verified at the time of this writing, however I know we had a very successful event! Working with other area guilds went smoothly and we have made many new friends. The classes were very well attended and the vendors were happy with all of the shoppers.

The dates for the North Texas Quilt Festival 2018 will be June 7, 8 and 9. Time is short, so start getting those quilts ready!

Thank you for stepping up and trying something new. Your hard work shows! This Festival would not have been possible without you!

Libby McDuffie and Rhonda Weddle

T-Shirts and Expo Bags will be for sale at the guild meeting. These t-shirts are one of the softest t-shirts and the price is great at \$10 and bags are \$5.

Please see Linda McPherson.

Display Case

Billie Brecheen who has done a wonderful job on the guilds display case has some requests from us. She is looking for orphan blocks, mini quilts or blocks from different members.

September-Leaves, apples, trees.

October-Halloween

November-Thanksgiving-Harvest.

December-Christmas

**Please put your name on your things, so Billie can get them back to you.



Dear Ones. My apologies for not being available to recognize each of your donations this month. I will respond with Linus Thanks in the next newsletter. Thank you for your understanding. I've been having fun with three utterly handsome men, but don't tell anyone.

We deliver 300-350 blankets per month to various locations in Tarrant County. There are two new recipient sites that have asked for assistance from Project Linus. Some of the new locations are 47 offices of CPS that will now keep quilts on hand for the children that are brought in frightened and unsure of their future. Also, the Knights of Pythian home in Weatherford has requested assistance from Linus for their children. This facility has been in existence as long as I can remember and has helped many children. And with your help this is done. Project Linus wants to acknowledge all the blanketeters and those that give so generously in the form of notions, fabric, fleece, flannel, batting, blocks, completed quilts and blankets, scraps and all the other things you do to help the kids in need.

Most of all please accept the thanks of these children enduring treatments and confinement along with their families. These parents appreciate you folks; you do not know their children and give of your time to offer comfort and compassion. You take the time to select a pattern, hunt the right fabric, cut and assemble these extraordinary gifts all out of the goodness of your hearts. I know who you are and wish that someday these precious children will understand how kind you are. Well, I'm getting maudlin; it's just that I hope you know how special you are.

Linus meets the second and fourth Thursdays of the month at Southcliff Baptist Church in Ft. Worth. We bring our machines and all the paraphernalia to make the quilts. We bring lunch and there are coke machines available.

The hospitals request quilts and blankets in sizes:
40 x 44 for the smaller kids and
44 x 57 for the bigger kiddos.

Thank you for all your kindness and remember: the work we do for the guild and our community enriches us and the generations to come.

Sincerely: Elizabeth Cooper

QGOA Day Retreat

QGOA Members

There are just a few spots left for the day retreat. Please email Libby at libbymc@gmail.com.

When: Thursday, Friday and Saturday, October 5, 6, & 7, 2017

Thurs. **9:30** AM – 9 PM, Fri. 9 AM – 9 PM & Sat. 9 AM - 4 PM

Where: Pleasant Ridge Church of Christ, Family Life Center, Arlington

Hope you will be able to join us!



STITCH GROUPS

Guild members are cordially invited to join a sewing group for fellowship and stitching. We have plenty of space for new members in our groups

****Friendship Stitchers****

Meets the 1st & 3rd Thursdays 10:00 a.m. at First Christian Church Contact: Helga Smith

****Etcetera Art Quilt Group****

Meets @ Sew Fabricated
1st Thursday of the Month 7 p.m. to 8:30 p.m. Contact: Denny Cornett

****The Piecemakers****

Meets @ Bob Duncan Community Center 2nd & 4th Thursdays
6:00 p.m. to 10:00 p.m.

Contact: Nancy Shortino-817-466-1279

****Sew-N-Sews****

Meets @ Trinity United Methodist Church
1200 W Green Oaks Room A208
1st Monday of the month unless it is a Holiday
10 a.m. to 3 p.m.
Bring your lunch and \$3 per person per meeting as a donation to the church
Contact: Randa Dillon or Carolyn Bowden

****Jane and Friends****

Meets @ Quilt Among Friends

2238 Michigan Ave. Suite A

2nd Monday of the Month 10:00-3:00

Contact: Sherry Livingston

****Sew Touching-Alzheimer's Fidget Quilts****

Meets @ Peggy's Quilt Studio

3rd Tuesday of the Month 10:00am-2:00pm

Bring your lunch

Contact: Tammy Reidy or Billie Brecheen

Show & Tell.

Presented by	Name of Quilt	Quilter	Description
Happy Johns		Happy Johns	Quilt made from block of month from 10 years ago, finished in 2014 with some hand quilting.
Happy Johns		Happy Johns	The rest of the block of the month put together this week. Put red on back give it to Patriotic Quilt Project.
Ann Jones	Henry's Girls	Ann Jones	From pattern called "Hen House". My friend Henry was advised to eat 3 eggs a day, so he brought hens and named them. This hen house even has a rooster and fox.
Ann Jones	Kaffe & Friends	Ann Jones	The was my first block of the month 4-5 years ago.
Susan FitzGerald	Lone Star State of Mind	Hand Quilted by Bobbie Hilek	Texas Flag. Pattern: Texas Pride By: Defondire Designs
Jennifer Rike		Sharon Schroeder	Cream setting with scrap blocks
Jennifer Rike	Medallion	Jennifer Rike	Disappearing 9 patch from scrap block exchange with embellishment.
Colette Wong	Lester's Aloha Shirts	Colette Wong	Inspired by a fellow retiree. Lester wore all of the shirts in the 70-90's.
Libby McDuffie	Flowers Make Me Happy	Libby McDuffie	Original design, hand appliqued and machine quilted.
Jenn Haxton	Medallions of Acorna	Debbie Schulze	Center design by Sew Mama Sew, Borders designed in EQ7

You need to fill out a Show & Tell form in order for your quilt to be listed in the newsletter. Write legibly please.

Show and Tell

Date: _____ Presented by: _____

Name of Quilt: _____

Maker of Quilt: _____

Quilter (if different): _____

Description: _____

QGOA Newsletter Ad Rates

SIZE	1MO	3MO	1 YR
1/8 PAGE	\$7.50	\$22	\$85
1/4 PAGE	\$15	\$40	\$150
1/2 PAGE	\$30	\$75	\$270
1/2 PAGE (BACK)	\$40	\$105	\$378
FULL PAGE	\$60	\$150	\$540

All ads must be print ready and fit the size requirement. Ads must be received by the 15th of the month prior to the desired publication month. Email preferred. Email ad to: tammyreidy@yahoo.com

Make payments to: QGOA

Mail payments to: Tammy Reidy, Editor

4101 Walsh Lane