



THE QUILTING BEE

QUILTERS' GUILD OF ARLINGTON

WWW.QGOA.ORG

Meeting Location

Bob Duncan Center -- Vandergriff Park
2800 S Center St Arlington, TX 76014
Meetings 2nd Tuesday each month
Doors open at 6:30 ~ Meeting at 7:00

Visitors \$5

November Meeting – Demo Stations

Back by popular demand is the Demo Stations Program. Local quilt shops and quilt guild members will show us their expertise of different techniques that will enhance your quilting knowledge. There will be different stations that will give you a ten-fifteen-minute demonstration on anything from Karen Kay Buckley Applique Techniques, zipper bags to strip piecing and much more.

You won't want to miss this! It is always a fun time and everyone will leave one or two new nuggets of knowledge.

December Meeting – Member Potluck & Brown Bag Auction

Can you believe we are at the end of 2017? Where did the time go? It is that time of year again for our annual member potluck and brown bag auction. The 2017 Donation Quilt winning ticket will be drawn. We always look forward to the unveiling of the 2018 Donation quilt.

Members will bring a potluck dish to share and board members will bring dessert.

Don't forget to bring your money for those tickets for brown bag auction and last minute tickets for the donation quilt. Bring your address labels so you don't have to write your name over and over on the back of those tickets.

Looking forward to seeing everyone!

President's Block 2017

Sharon Ligon

Sharon has selected a spool block for this year. There are 2 options for making it—it can be a single color for the thread/main part of the block, or you can use some of your strips to create a strip-pieced thread section.

Cutting:


Light Tan/Off White: Cut four (4) 1-1/2" squares
Cut two (2) 1-1/2" x 4-1/2" strips

Brown: Cut two (2) 1-1/2" x 5-1/2" strip


Single Color: Cut one (1) 3-1/2" x 4-1/2" rectangle

If doing multiple color, cut 4 fabrics into 1-1/2" x 4" strips


1. Draw a diagonal line on the back of each of the 1-1/2" squares.
2. Place a square on each end of the brown strip, as shown.





3. Stitch on the diagonal line. Repeat with the other brown strip and off white squares. Press the squares open and trim.



4. If making a strip set, sew your strips together using a scant 1/4" seam along the long sides. Trim down to a 3-1/2" x 4-1/2" rectangle.



5. Stitch the tan background strips to the long side of the strip set or your solid rectangle. Add the top and bottom strips.



Guild Refreshments

Jan = C, T

Feb = H, V

Mar = M

Apr = S

May = A, D, Z, E

June = Potluck (Board Desserts)

Jul = G, L, O

Aug = B

Sep = F, I, J, K

Oct = N, P, R

Nov = U, W, X, Y

Dec = Potluck (Board Desserts)

The 2018 Ronald McDonald Challenge is On....

The 2018 challenge is under way. All the challenge fabric kits have been sold. Thank you the participating. Even if you did not get a kit, make one out of any fabric for the non-challenge fabric category. The rules are in September newsletter.

Safe Haven Donations

January: Diapers, baby wipes

February: Children's socks

March: Children's underwear

April: Shampoo, brush, comb, etc.

May: Toothbrush, toothpaste, floss

June: Women's underwear

July: Feminine hygiene products

August: School Supplies

September: Soap and towels

October: Prepackaged snacks – Granola bars, Goldfish crackers, etc.

November: Children's toys

December: Mittens, scarves or hats

**We will accept travel size toiletry items throughout the year.

ALL items should be new and unused including toiletries.

MQP (Military Quilt Project)

Honoring our Veterans!

New drawing in November in honor of Veterans Day. Seeking finished quilts, quilt tops, volunteers to quilt donated tops, apply binding and labels.

So, get those military quilts in for a chance to win a nice prize.

Cindy Bergman/Sandra Boice
MQP Military Quilt Project

November Birthdays

11-2 Kathleen Longstreet
11-4 Kathy Coleman
11-5 Cynthia Berend
11-5 Charlene Hymel
11-8 Kathey Youngblood
11-11 Vickie Bremblet
11-14 Ellen Null-Miller
11-15 Cathy Descoteau-
Erakovich
11-15 Julie McCloud
11-15 Linda McPherson
11-15 Debbie Rake
11-17 Sheila Kinsey
11-17 Janice Richardson
11-20 Nancy Spell
11-21 Deborah Hickey
11-21 Patty Hofer

In Case of Inclement Weather:

In general, we will do what the University of Texas of Arlington does. If they cancel evening classes we will cancel guild and board meetings.

2017 Guild Officers

President- Sharon Ligon
Co-Vice Pres-Nancy Spell
Co-Vice Pres-Ronda Weddle
Co-Vice Pres-Phyllis Borton
Secretary-Nancy Shortino
Treasurer-Kathy Sisney
Parliamentarian-Barb Cain

2018 Guild Officers

President-Tammy Reidy
Co-Vice Pres-Debbie Hood
Co-Vice Pres-Kim Olmedo
Co-Vice Pres-Phyllis Borton
Secretary-Karen Suggs
Treasurer-Kathy Sisney
Parliamentarian-Sharon Ligon

Sunshine

Fall has finally arrived.

Shadow

Nancy Allen long time member of the guild passed.

Eileen Watson's-Husband passed this last week, she is long time member of Friendship Stitcher group.

Brown Bag Auction Donation Items

Don't forget to bring your brown bag auction items for donation. There will be a cart in the back of the auditorium to leave them.



Winner! Winner!

Elaine Grasher won a great raffle prize in a class called Quiltapoolza at the International Quilt Festival in Houston.

Her big prize included a Sizzex Big Shot and bundles and bundles of fabric.

We loved the class it was so much fun, you must take this class next year!



**Sew
Fabricated**

Creative Sewing Center

- designer fabrics including quilting cottons, voiles, & rayons
- notions, patterns, and books • BOM's
- classes in quilting, garments, & home dec for all experience levels
- spacious 1,100 sf classroom • machine & studio rental

2899 W, Pioneer Pkwy, Pantego, TX 76013
www.sewfabricated.com 817-795-1925

NORTH TEXAS QUILT FESTIVAL

Quilt Festival Divisions and Categories



DEFINITIONS

The North Texas Quilt Festival (NTQF) defines the Maker as the person who made the quilt top. The quilt top Maker's status determines Artisan or Master not the quilter's status. A quilt will not be allowed to be entered if the Maker of the quilt, or its components, is not known. If it is deemed that a quilt has been hung in the wrong category after being hung in the show, the quilt will remain as hung. It will not be judged in either category. It is your responsibility as the entrant to place it in the proper category. All quilts must be either hand or machine quilted, no tied or tacked quilts allowed with the exception of crazy quilts which may be tied. A separate entry form is required for each entry.

Entries may be only submitted by current members of the following guilds: **Bear Creek Quilt Guild,**

Fort Worth Modern Quilt Guild, Fort Worth Quilt Guild, Irving Quilt Guild, Quilters' Guild of Arlington, and Trinity Valley Quilters' Guild.

ARTISAN: If **ALL** of the following statements are true, you may enter under the 'Artisan' Division: never classified as a Master in the past; never have engaged in a quilt event or activity for monetary profit (more than \$2,000 in a year) such as never formally taught quilting, quilt related or wearable arts techniques and/or within the last five (5) years published a pattern or book on quilt related techniques.

MASTER: If **ANY** of the following statements are true, past or present, you must enter under the 'Master' Division.

a) Have been classified as a Master; b) Engaged in a quilt event or activity for monetary profit (more than \$2,000 in a year) such as teaching quilt related techniques; c) Within the last five (5) years published a pattern or book on quilt related techniques; or d) Have won a Best of Show and/or lifetime total of two First Place Ribbons, or a combination of, in any past quilt shows.

ONE PERSON QUILT: No other person contributed work in the construction of the quilt, specifically work considered in judged criteria: blocks pieced or appliquéd, binding, or was quilted by another person.

TWO-PERSON QUILT: A quilt to which a person contributed work in the construction of the quilt, specifically work considered in judged criteria: blocks pieced or appliquéd, binding, or was machine or hand quilted by another person. Entrant is a contributor of the work on the entry. The quilt-top maker's status determines the division (Artisan or Master) not the quilter's status.

GROUP QUILT: Any quilt to which 3 or more persons contributed work in the construction of the quilt, specifically work considered in judged criteria: blocks pieced or appliquéd, binding, or was quilted by others.

LARGE/MEDIUM/SMALL QUILTS:

Determine the size by adding one side each of the Width (or shortest side) + Length (or longest side) in inches. Width may not be greater than 96" due to site limitations. Quilts wider than 96" will not be accepted.

- ❖ **A Large Quilt** is larger than or equal to 130" (one Width + one Length).
- ❖ **A Medium Quilt** is less than 130" but equal to or larger than 48" (one Width + one Length).
- ❖ **A Small Quilt** is less than 48" (one Width + one Length).

ARTISAN AND MASTER DIVISIONS

<u>101.</u> Artisan	Large Pieced Quilt- Predominately pieced or patchwork, machine or hand quilted. All construction of the quilt, and the quilting of the quilt, was done by one person.
<u>102.</u> Artisan	Medium Pieced Quilt- Predominately pieced or patchwork, machine or hand quilted. All construction of the quilt, and the quilting of the quilt, was done by one person.
<u>103.</u> Artisan	Small Pieced Quilt- Predominately pieced or patchwork, machine or hand quilted. All construction of the quilt, and the quilting of the quilt, was done by one person.
<u>104.</u> Artisan	Large Appliqué Quilt - Predominately appliqué, machine or hand quilted. All construction of the quilt, and the quilting of the quilt, was done by one person.
<u>105.</u> Artisan	Medium and Small Appliqué Quilt - Predominately appliqué, machine or hand quilted. All construction of the quilt was done by one person.
<u>106.</u> Artisan	Two-Person Large Quilt - Predominately pieced or patchwork, machine or hand quilted. Two persons were involved in the construction and/or the quilting of the quilt.
<u>107.</u> Artisan	Two-Person Medium and Small Quilt - Predominately pieced or patchwork, machine or hand quilted. Two persons were involved in the construction and/or the quilting of the quilt.
<u>108.</u> Artisan	Two-Person Appliquéd Quilt - Predominately appliqué, machine or hand quilted. Two persons were involved in the construction and/or the quilting of the quilt.
<u>201.</u> Master	Large Pieced Quilt- Predominately pieced or patchwork, machine or hand quilted. All construction of the quilt, and the quilting of the quilt, was done by one person.
<u>202.</u> Master	Medium Pieced Quilt- Predominately pieced or patchwork, machine or hand quilted. All construction of the quilt, and the quilting of the quilt, was done by one person.
<u>203.</u> Master	Small Pieced Quilt- Predominately pieced or patchwork, machine or hand quilted. All construction of the quilt, and the quilting of the quilt, was done by one person.
<u>204.</u> Master	Large Appliqué Quilt - Predominately appliqué, machine or hand quilted. All construction of the quilt, and the quilting of the quilt, was done by one person.
<u>205.</u> Master	Medium and Small Appliqué Quilt - Predominately appliqué, machine or hand quilted. All construction of the quilt, and the quilting of the quilt, was done by one person.
<u>206.</u> Master	Two-Person Large Quilt - Predominately pieced or patchwork, machine or hand quilted. Two persons were involved in the construction and/or the quilting of the quilt.
<u>207.</u> Master	Two-Person Medium and Small Quilt - Predominately pieced or patchwork, machine or hand quilted. Two persons were involved in the construction and/or the quilting of the quilt.
<u>208.</u> Master	Two-Person Appliquéd Quilt - Predominately appliqué, machine or hand quilted. Two persons were involved in the construction and/or the quilting of the quilt.

OPEN DIVISION

The following categories are not classified by Artisan or Master. All quilts must be hand or machine quilted.

301. **ART QUILT** - An original quilt that incorporates a use of one or more of the following: creative concepts, colors, fabrics, surface embellishments, pictorial imagery, abstract design, or landscape scenery. May be the work of one or more persons.
302. **MODERN QUILT ONE PERSON** - A quilt that incorporates improvisational or traditional piecing with high contrast; alternate grid work; minimalism, asymmetry and or expansive negative space. All construction of the quilt, and the quilting of the quilt, was done by one person.
303. **MODERN QUILT TWO OR MORE PERSONS** - A quilt that incorporates improvisational or traditional piecing with high contrast; alternate grid work; minimalism, asymmetry and or expansive negative space. May be the work of two or more persons.
304. **OTHER/MIXED TECHNIQUES** - Any quilt, which has used any or more than one of the following techniques and doesn't fit into the pieced, appliqué, or art categories. Includes: household and/or antique linens used as the top or blocks, machine or hand embroidery, cathedral windows, crazy quilts, digitized printing, painted, redwork, whole cloth quilt, and yo-yos. May be the work of one or two persons. *A Crazy quilt may be tied.*
305. **GROUP LARGE QUILT**- Any quilt to which 3 or more known persons contributed work in the construction of the quilt, specifically work considered in judged criteria: blocks pieced or appliquéd, binding, and/or was quilted by others. This includes quilts created with blocks received in a block exchange.
306. **GROUP MEDIUM OR SMALL QUILT**- Any quilt to which 3 or more known persons contributed work in the construction of the quilt, specifically work considered in judged criteria: blocks pieced or appliquéd, binding, and/or was quilted by others. This includes quilts created with blocks received in a block exchange.
307. **NTQF CHALLENGE LARGE QUILTS** - 2018 Challenge: Monochromatic Quilts. A quilt of any construction technique that was made according to the current year's NTQF Challenge. May be the work of one or more persons.
308. **NTQF CHALLENGE MEDIUM OR SMALL QUILTS** - 2018 Challenge: Monochromatic Quilts. A quilt of any construction technique that was made according to the current year's NTQF Challenge. May be the work of one or more persons.
309. **KITS, PANELS OR BLOCK OF THE MONTH ONE PERSON QUILT** - Any quilt composed of pattern(s) AND fabrics packaged unit(s) for retail sale. Any modification to the kit will still deem the item as made from a kit. Includes: printed 'cheater cloth', blocks and/or panels. Also includes pre-printed whole-cloth quilt tops. Does not include group quilts or Broderie perse. All construction of the quilt, and the quilting of the quilt, was done by one person.
310. **KITS, PANELS OR BLOCK OF THE MONTH TWO PERSON QUILT** - Any quilt composed of pattern(s) AND fabrics packaged unit(s) for retail sale. Any modification to the kit will still deem the item as made from a kit. Includes: printed 'cheater cloth', blocks and/or panels. Also includes pre-printed whole-cloth quilt tops. Does not include group quilts or Broderie perse. Work in the construction of the quilt was done by two persons.
311. **ARTISAN JUNIOR** - A quilt of any technique constructed and bound by a person 16 years old or younger. Limited assistance by an adult is acceptable. May be the work of one or two persons.

NORTH TEXAS QUILT FESTIVAL

Quilt Entry Instructions

NTQF Show Calendar:

North Texas Quilt Festival and Original Sewing and Quilt Expo: Thurs., Fri., Sat., June 7, 8 & 9, 2018

Arlington Convention Center, 1200 Ballpark Way, Arlington, TX 76011

Online Entry Registration: January 8, 2018; Deadline: March 5, 2018

Registration for Expo Classes: TBD - probably Mid-February

Pre-Sale of Discounted Show Tickets: TBD - probably Mid-March

Check In Festival Quilts: Monday, June 4, 12-4 pm Arlington Convention Center

Quilt Pick Up: Saturday, June 9, 6 - 7 pm

Show Set Up: Tuesday - Wednesday, 8 am - 5 pm, June 5 & 6

Festival Speaker and Awards Night: Friday, June 8, 7:00 pm

GENERAL REQUIREMENTS AND INFORMATION:

- 1 All entries, photos and fees must be submitted online. If assistance is needed, please contact your North Texas Quilt Festival (NTQF) representative. Entry Form Online Site: <https://www.sewingexpo.com/Events/Arlington,TX/NTQFEntryForm.aspx> If the online submission has been completed correctly you will receive an immediate email confirmation. If you DO NOT get the email confirmation, please contact quiltshow@ggoa.org for assistance.
- 2 Entrant must specify to which guild they hold a current membership and may only enter quilts as a member of that specified guild.
- 3 All quilts entered must have been completed within the last five (5) years (2013- 2018). One (1) quilt entry may be submitted that has been in a previous, participating guild show, but not a past NTQF or juried national show.
- 4 Quilts must remain on display for the entire festival and must be clean, in good condition, free of animal hair and smoke.
- 5 Quilts will be accepted in the order registered with limitations per the site and participating guild. Each entrant may only enter three (3) quilts with no more than two (2) per category. **Please specify order of preference for each entry.** Ex. First Entry, Second or Third. First Entries will be accepted in the order registered with limitations per the site and participating guild, then Second Entries, then Third Entries.
- 6 Quilts are limited by the width of 96" due to site limitations. Quilts wider than 96" will not be accepted. The quilts would not be shown to their advantage bunched on a pole.
- 7 Any category with fewer than five (5) entries may be combined into another category at the discretion of the show committee. Any category that has many entries may be divided into different categories at the discretion of the show committee.
- 8 Ribbons and Awards will be given at the discretion of the judges and festival committee to winning quilts, not the maker(s); therefore, there will be only one ribbon per award. Merit quilting ribbons will be given to quilts for exemplary hand and machine quilting. Ribbons and/or awards for special attributes may be given from participating guilds, national and local entities.
- 9 Quilts may be chosen at the discretion of the show committee, for a national North Texas Quilt Festival Traveling Exhibition with the expressed consent of the quilt entrant/owner.

- 10 The North Texas Quilt Festival committee reserves the right to refuse any entry that it deems inappropriate or that does not meet requirements.
- 11 Entrants are responsible for their own insurance on all items. The completed and signed Entry Form releases North Texas Quilt Festival and Original Sewing and Quilt Expo, its officers, agents and volunteers from any and all liability.

QUILT PREPARATION:

1. **Sleeve** - Quilts must have an attached, sewn 4" sleeve. Quilts of the small quilt size may have a 2" sewn attached sleeve. The sleeve should be as long as the quilt is wide and should include a 1/2" of ease and stitched on both the top and bottom of the sleeve. Entries without a sewn sleeve will not be accepted. Quilts longer than 90" require the top of the sleeve to be placed 90" from the bottom of the quilt to ensure that the quilt will not touch the floor when hanging, only one sleeve is required.
2. **Label** - A quilt label should be sewn on a lower back corner. The quilt label should include the name of the quilt, entrant's name, address, and phone number. This is a festival quilt identity label; a personal label does not substitute, unless it includes the above information. To insure impartiality in judging, please apply a fabric flap, sewn or carefully safety pinned on the top edge only, covering the label and above information. If this is not done the information will be covered with tape while hanging in the show.
3. **Photo** - Each entry must include a color photo of your quilt. A 'work in progress' photo is acceptable, as long as the quilt is recognizable, although a pattern photo is not! Photo is submitted with the online entry.
4. **Fabric Bag** - Each separate entry must be submitted in a fabric pillowcase or similar sized fabric bag at quilt check-in. The fabric case must include: the entrant's name and phone number in permanent lettering, either sewn or ink, clearly visible on the outside of the case/bag.
5. Quilts requiring special handling will not be accepted. Your quilt must be able to be stacked with other quilts without potential damage to your quilt or any other quilt in the show.

FEES:

1. All entrants must submit \$25 per entry online.
2. Entry fee is not refundable, even if entry is withdrawn.
3. If an entry is withdrawn after April 1, 2018, or is not submitted at quilt check in for the show, the entrant will not be allowed to submit an entry for the next North Texas Quilt Festival.

QUILT CHECK IN/DROP OFF:

When: Monday, June 4, 12-4 pm

Where: Arlington Convention Center, 1200 Ballpark Way, Arlington, TX 76011

1. Please have each quilt ready for examination at Quilt Check In for the required quilt label & sleeve.
2. Entries will not be accepted if not in a properly labeled cloth pillowcase or fabric bag.
3. You will receive a claim check for each quilt submitted.
4. If someone else is picking up the entry, please inform Check-In Team.
5. Please contact your guild NTQF Representative, or arrange with a guild member, if you need assistance to drop off your quilt(s) during the stated time.

QUILT PICK UP:

When: Saturday, June 9, 5:45 -7 pm

Where: Arlington Convention Center, 1200 Ballpark Way, Arlington, TX 76011

1. Must have claim check for each quilt you are picking up.
2. If you cannot pick-up your quilt, please make arrangements with someone to help you with this. Unclaimed quilts will receive loving foster care until they are reunited with their owners. An after-show foster care fee will be charged at 8:00 p.m. on Saturday, June 9, and again at 8:00 p.m. on each subsequent day of foster care. The fee is \$10.00 per day per quilt.

****New this year:**

You may enter one (1) quilt that has been entered in a previous participating guild past show, not the NTQF.

Quilts may be no older than 5 five years.

NTQF challenge: Monochromatic quilts

2018 Donation Quilt

Don't miss the December meeting so you can get your first look at the 2018 Donation Quilt!

Annis Clapp has created and designed the quilt and we are so grateful for all the hard work she put into the quilt.

Thank you Annis and anyone else who had a hand in the beautiful donation quilt.

2019 Donation Quilt

We have a winner of who will be making the 2019 donation quilt. It will be a collaborated effort between Jane & Friends and Friendship Stitchers. We will be so excited to see what these talented bunch of ladies come up with!

Thank you to both stitch groups for stepping up to take on this task!

Quilters' Guild of Arlington 2017 Donation Quilt



Photographed by guild member Rose Kauhane

2017 Donation Quilt

Congratulations to ETC Art Quilt Group. Our donation quilt "Postcards from Home" won a 2nd Place Red Ribbon at the Dallas Quilt Show and \$200 for the guild! How exciting!

Be sure to sell your tickets for the ribbon winning quilt!

See Denny Cornett if you need more tickets.

QGOA 2017-2018 Meetings and Workshops

Date	Speaker	Title of Program
January 10	Shannon Brinkley	Scrappy Bits Applique
January 11	Shannon Brinkley	Scrappy Applique Workshop
February 7	Will Simpson	Lecture & Trunk Show
March 14	M.J. Fielek	Making Beautiful Quilts Out of Simple Blocks
March 15	M.J. Fielek	Binding Class
April 11	Sharon Holiday	Lecture
May 9	Members	Potluck/Ronald McDonald Quilt Recognition
June 13	Karen Kay Buckley	From the Beginning
June 14	Karen Kay Buckley	Heart to Heart Workshop
July 11	Judy Steward	Machine Quilting
July 12	Judy Steward	Machine Quilting
August 8	L:ynn Roddy Brown	Lecture
September 12	J. Michelle Watts	Beauty of the Southwest
September 13	J. Michelle Watts	Zentangles
October 10	Lone Star Laser Co.	Take the Fear out of Laser Applique
November 7	Members/Shop Owners	Demo Stations
December 12	Members	Potluck Dinner & Brown Bag Auction

QGOA 2018 Meetings & Workshops

January 9	Melissa Eubanks	Lecture
February 13	Carol Morrissey	Lecture
March 13	Maggie Ball	Lecture
March 14	Maggie Ball	Workshop
April 10	David Taylor	Lecture
April 11	David Taylor	Workshop
May 8	Member Potluck	Ronald McDonald Recognition
June 12	Cynthia Regone	Lecture
June 13	Cynthia Regone	Workshop
July 10	Gyleen Fitzgerald	Lecture
July 11	Gyleen Fitzgerald	Workshop
August 13	Demo Stations	
Sept 12	Jolene Mershon	Lecture Trunk Show
October 10	Becky Goldsmith	Lecture
October 11	Becky Goldmith	Hexie Garden Wool Applique
November 14	Jane Sassaman	Lecture
November 15	Jane Sassaman	Workshop
December 12	Potluck Dinner	Brown Bag Auction



Display Case

Billie Brecheen who has done a wonderful job on the guilds display case has some requests from us. She is looking for orphan blocks, mini quilts or blocks from different members.

November-Thanksgiving-Harvest.

December-Christmas

****Please put your name on your things, so Billie can get them back to you.**

T-Shirts and Expo Bags will be for sale at the guild meeting. These t-shirts are one of the softest t-shirts and the price is great at \$10 and bags are \$5.

Please see Linda McPherson.

Dear Ones,

Project Linus delivers-each month-approximately 350 quilts and fleece/flannel blankets and afghans to children suffering illness, treatments and/or trauma in the Tarrant County area. Project Linus also sent about 200 blankets to be delivered to victims of the Houston Hurricane. Actually thousands of comforting covers went to the Houston area from Linus. These came from the different Linus groups around the country and we were thrilled to participate.

Now is time for Snowball Express. That is the organization that all members have lost a parent in active Service in one of the United States Armed Forces. These kids (they are the older kids) they fly here and participate in lots of fun activities in the Metroplex. They have suffered tragedy but are given respite with a visit here to play and be with kids that know exactly the same loss. They come from all over the states to enjoy the fun in our area and the first thing they get when they get off the shuttle is getting to **pick out a very special quilt/blanket to snuggle and caress**. If you are interested in making a quilt for this organization please make it large enough for a bigger kid and not a flag (the fear is that a flag will recall the presentation at the internment of their parent). These kids love the armed forces themed fabric, cammo, and of course all the super heroes and video characters, and just any beautiful designs and fabrics.

Project Linus would like to thank **Jill Matyastik (bolts and notions), Janice Farris, Judy Liston, Happy Johns, Robbie Colley, Rose Redding, Randa Dillon, Susan Fitzgerald, Debra Ware(giant fleece blankets), Helga Smith, Ann Barnes, Darnell Dark-of blessed memory (fabric and lots more via her husband and grandson Steven),Tory Shwartzwelder, Donna Akins(notions fabric batting), Janice and David Mowery (The fleece, flannel and fabric fairy family-while at retreat David went shopping and delivered bolts for Linus), Jolene Mershon (the kit fairy and quilts), Nancy Spell (the Polka Princess had several quilts), and anonymous**. If I have missed acknowledging you, please tell me. Each of you is special and Linus Children want to thank you.

We meet the second and fourth Thursday at South Cliff Baptist Church in Ft. Worth. We meet from 9ish-2ish. Please bring your sewing machine, notions,lunch and whatever you need to sew. We sew all day making quilts and make quilt sandwiches to sew, and attach labels.

The Hospitals request sizes are 40 x 44 for smaller kids and 44 x 60ish for the larger kids.

If you are looking for a new pattern, check out www.projectlinus.com/patterns there are quilts, crochet etc patterns there. And Quiltmaker Magazine designs a new pattern each year and it is free (along with previous patterns) www.quiltmaker.com/projectlinus/patterns for some new ideas.

Remember the work we do for the guild and our community enriches us and generations to come.

Sincere thanks, Elizabeth Cooper

QGOA Day Retreat

QGOA Members

When: Thursday, Friday and Saturday February 15, 16, & 17, 2018

Thurs. **9:30** AM – 9 PM, Fri. 9 AM – 9 PM & Sat. 9 AM - 4 PM

Where: Pleasant Ridge Church of Christ, Family Life Center, Arlington

Registration begins at the December 12th guild meeting.

Donation Quilts-Cancer Care

It is not too early to be starting those donation miniature quilts for the Cancer Care auction at the 2018 North Texas Quilt Festival.

Get those miniature quilts to Nancy Shortino for the quilt show!!

STITCH GROUPS

Guild members are cordially invited to join a sewing group for fellowship and stitching. We have plenty of space for new members in our groups

Friendship Stitchers

Meets the 1st & 3rd Thursdays 10:00 a.m. at First Christian Church Contact: Helga Smith

Etcetera Art Quilt Group

Meets @ Sew Fabricated
1st Thursday of the Month 7 p.m. to 8:30 p.m. Contact: Denny Cornett

The Piecemakers

Meets @ Bob Duncan Community Center 2nd & 4th Thursdays
6:00 p.m. to 10:00 p.m.

Contact: Nancy Shortino-817-466-1279

Sew-N-Sews

Meets @ Trinity United Methodist Church
1200 W Green Oaks Room A208
1st Monday of the month unless it is a Holiday
10 a.m. to 3 p.m.
Bring your lunch and \$3 per person per meeting as a donation to the church
Contact: Randa Dillon or Carolyn Bowden

Jane and Friends

Meets @ Quilt Among Friends

2238 Michigan Ave. Suite A

2nd Monday of the Month 10:00-3:00

Contact: Sherry Livingston

Sew Touching-Alzheimer's Fidget Quilts

Meets @ Peggy's Quilt Studio

3rd Tuesday of the Month 10:00am-2:00pm

Bring your lunch

Contact: Tammy Reidy or Billie Brecheen

Show & Tell.

Presented by	Name of Quilt	Quilter	Description
Judy Liston	Quick Trick of the Month Class	Judy Liston	Red, White & Blue 4 times.
Claudia Klipp		Claudia Klipp	Cedar Hill Quilter Guild will love this 1 st Quilter's on Parade Oct 14 th in the County Day on the Hill parade in Cedar Hill Historic area.
Pat Owens	Civil War BOM	Pat Owens	2 nd time on longarm, 1 st time pantogram.
Libby McDuffie	Baby Elephants	Libby McDuffie	Made two of these for my 2 wonderful grandchildren.
Jane Owens	Blue Bird of Paradise	Jane Ownens	2016 Paducah Quilt Show Pat Sloan applique class
Kara Overman	Fall Hexies	Kara Overman	3 inch fall colored hexies with embroidery, Hand english paper pieced, hand embroidered, black felt backing
Kara Overman	Cindy's Batkk Scrap Garden	Kara Overman	Pink, Blue and Purple scraps from Cindy. Flowers are made from 5 heart shapes, machine pieced,
Kara Overman	Itty Bitty Twisted Charms/Heart	Kara Overman	2 mini charm packs and Itty Bitty Twister Template.
Kara Overman	Karen's Challenge	Kara Overman	Machine pieced, hand quilted southwest style fabrics.
Maryln Zelenz	Texas Woodcarver	Gloria Densmore	Judy Neimyer Pattern with Texas flower fabrics, kitted by 'Stitch' Heaven/Mineola
Susan FitzGerald	Be Positive	Susan FitzGerald	Positive negative pumpkins
Kim Olmedo & Others	Maystery Quilts	Kim Olmedo	Christmas Table Topper
Kim Olmedo	Wedding Quilt	Carol Hoes	Medallion Quilt
Tina Bain		Linda McQuerry	Quilts for orphans in Ukraine-TX House
Sandi Stephens/Shela Parry	2 Quilts	Linday McQyerry	Quilts for orphans in Ukraine-TX House
Sarah Reek		Linday McQyerry	Quilts for orphans in Ukraine-TX House
Chrly Claunch		Linday McQyerry	Quilts for orphans in Ukraine-TX House
Rosemary Turner	2 Quilts	Linday McQyerry	Quilts for orphans in Ukraine-TX House
May Lynn Cuveaus		Linday McQyerry	Quilts for orphans in Ukraine-TX House
Sheila Parry		Shela Parry	Quilts for orphans in Ukraine-TX House

You need to fill out a Show & Tell form in order for your quilt to be listed in the newsletter. Write legibly please.

Show and Tell

Date: _____ Presented by: _____

Name of Quilt: _____

Maker of Quilt: _____

Quilter (if different): _____

Description: _____

QGOA Newsletter Ad Rates

SIZE	1MO	3MO	1 YR
1/8 PAGE	\$7.50	\$22	\$85
1/4 PAGE	\$15	\$40	\$150
1/2 PAGE	\$30	\$75	\$270
1/2 PAGE (BACK)	\$40	\$105	\$378
FULL PAGE	\$60	\$150	\$540

All ads must be print ready and fit the size requirement. Ads must be received by the 15th of the month prior to the desired publication month. Email preferred. Email ad to: tammyreidy@yahoo.com

Make payments to: QGOA

Mail payments to: Tammy Reidy, Editor

4101 Walsh Lane