

Quilters' Guild of Arlington
WWW.QGOA.ORG



The Quilting Bee

Coming in JUNE !!

Join us this month for our Mid-Year Member Potluck!

Members should bring a dish to share and board members will bring desserts. YUM!

We will be voting on the Ronald McDonald Challenge Quilts so get there early and choose your favorite, so the committee has time to tally all the votes. These quilts are very special and unique, created by skilled and loving hands.

We will also be hearing from our other charity representatives during the program. Our guild is very charitable, and we want to let you know how you can get involved in the different areas of service, while also congratulating you on a job well done. See you May 8 at 6:30!

All Guild meetings are held at the Bob Duncan Center, 2800 S. Center St., Arlington, TX 76014.

Meetings begin at 6:30pm with check-in and networking time. The guild business meeting begins at 7:00, with the speaker following.

Meetings are free for members of the Guild; *there is a \$5 charge for visitors.*

Want to learn about

Improvisational Piecing?

If you do, be sure to join us at the June Guild Meeting. That night we will have QGOA members Donna Akins, Debby Rake and Denny Cornett tell us their take on the idea of improvisational piecing, and we will see samples of their work. We will learn about different ways to do improvisational piecing, such as rescuing orphan blocks, fun ways to spice up borders and sashing, and different types of blocks.

On Wednesday, Donna will teach us how to make our own unique fabric. We'll be cutting with NO ruler, and we'll make strip sets, slice, dice, add something new, and sew it all back together. We will learn to sew free form curve seams, and how to assemble horizontal and vertical units, and short, fat units with long, skinny units.

Supply list:

- Sewing machine and basic supplies (thread, snips, rotary cutter, cutting surface, etc.)
- Fabric: Strips, scraps, orphan blocks, any size or shape, any color or pattern
- Iron and ironing surface

If you liked the 2017 donation quilt, these sessions will help you learn how to do something similar!

Workshops are on the Wednesday following the guild meetings and begin at 9:00am. Workshops are held at The Church of Jesus Christ of Latter-day Saints, 3809 Curt Drive, Arlington, TX 76016. Registration for workshops is available online at QGOA.org, or at Guild meetings.

Sunshine and Shadow

Extra...extra...read all about it! Please contact Susan FitzGerald and allow us to share in your good, bad, happy, or sad happenings!

Sunshine and Shadow as of 4-25-18

☺ Carolyn Troup's Granddaughter, Emma Grace Jones, is graduating Summa Cum Laude, and she received a Falcon Scholarship entering the Air Force Academy Class of 2023. Congratulations!

☺ Carolyn Troup's husband, John Pfeifer, is recovering from heart surgery.

☺ Sherry Livingston has a new Great Granddaughter! Leianna Camille McDowell, 7 lbs 14 oz, 21 inches, 2:31 pm, born 4/11/18. Congratulations!

☺ Sherry Livingston's Grandson, Dutch Rovell, graduated from the Fort Worth police academy. His brother, a FW Police officer, pinned on his badge! Congratulations!

☺ Kathryn Pate is recovering nicely from surgery.



☺ Penny Kilpatrick's sister, Eddy Branch, passed away April 25th. She was an excellent quilter and was known by many of the guild members.

☺ It saddens me to announce the passing of Sharon Ligon's Mother on Wednesday, April 11th, from complications of heart disease. Our deepest condolences to Sharon and her family.

☺ It saddens me to also announce the passing of Elaine Grasher's Father-in-law, Herb Grasher, on March 25th. Our deepest condolences to Elaine and her family

Brown Bag It!!

As you reorganize your lovely quilting studio, consider donating unwanted items to the "brown bag initiative". Each year the guild collects new and gently used items to be "auctioned" off at the December meeting: a UFO, thread, fat quarter, kit, candle, I think I've seen a little bit of everything in our previous brown bags! It's a great fundraiser and a good time for all! Instead of waiting until the end of the year, bring your donation to any meeting and place it in the special "brown bag" area. Thanks so much for your generosity!
Debbie Hood



Show me the Quilts!

Are you interested in presenting a trunk show at our guild? You know we like to look at everyone's pretty quilts! Give Debbie Hood a call!



Presidents Block

This year we get to say thank you to Sharon Ligon for her second year of service as the president of the guild. Sharon has chosen a traditional 9-inch finished Friendship Star for her block. If you need a pattern they will be available at the meeting or in a future newsletter.

Sharon is dreaming of a beautiful winter night sky to wrap around herself and think of all the precious memories made during her term. Please use a medium to medium dark blue or silver/grey for the background. Please use a fabric that has some sparkle and shimmer of metallic or pearlescent accent. The star should be a light fabric that reads as a solid.

If you have any questions or to turn in your finished block, please see Kara Overman.



2018 Ronald McDonald House Quilts Challenge

Twenty-two quilts have been submitted for the Ronald McDonald challenge!! I thought you'd like a sneak peek at those quilts. Well, here it is...



You'll need to come to May's pot luck dinner meeting to get a close-up view of these and to vote on your favorites. See you then!
Charlotte and Randa

TABS

I would like to ask all my fellow quilting peeps if they would save aluminum can tabs and bring them to the general meetings. I will have a house just like the one pictured for you to put them. Ronald McDonald House uses them for fund raising to help the families that stay at the various facilities throughout the nation. They help to keep costs down and help provide necessities that folks don't think to bring in these times of crisis. I myself have used their facilities and am eternally grateful.

This is the least I can do, besides make a quilt. So, pop them off and bring them on in no matter how many!
Debbie Boice



UFO CHALLENGE

How are you coming along with this year's **UFO Challenge**? Have you decided what you would like to try and finish each month? Are you willing to commit (in writing) to completing those chosen objects?

Please fill out a form and return the bottom half to Kara Overman. A finish can be a completed quilt top, or one that's quilted, bound, and labeled. Bring your completed UFO to a meeting and be sure I get it checked off. For each finish that is checked off in the month you listed, you will earn a fat quarter! The prizes will be delivered at the October or November meeting. If you have any questions just ask! I look forward to seeing a lot of UFO's turned into beautiful finished quilts this year!

Kara Overman

Mystery at the Border Clue 2!

A Six-Month Case of Sewing Clues

I hope everyone has made a block and is ready for the next clue. But before I share it I would like to take a minute to say this challenge will be a better experience if you are willing to go outside your comfort zone and play along each month and not wait until the end and do it all at once. You will stretch more as you have to interpret each clue one at a time. On the Facebook page I have posted a picture of the 4 blocks I will be using to make 4 individual quilts. I just wanted to let you see that any size, shape, or type of block will work. I hope to get the next border on and a picture posted before the next meeting. Now on to the next clue....

For this first border you must include a triangle. What kind of a triangle is up to you. Will it be a flock of flying geese? Half square triangles all around or only in the corners? Perhaps larger triangles to set your block on point? Or maybe fabric that has triangles in the print. You decide.

Kara Overman

Donation Quilt Volunteer Opportunities

*"Raffle ticket sales continue to do great!
Thanks to the volunteers
and our fellow quilt guilds!"
Veronica Mowery*

Special thanks shout out to David and Janice Mowery for braving the ever changing Texas weather the weekend of April 14-15 at Quilt Country in Lewisville during the Patchwork Express!!

Also a Special thanks to Linda McPherson, Marie Eggleston, Elaine Grasher, Jane Owens, Julie Schmidt, Janice Mowery, Maria Freitag, Debra Hood, Lezleigh Kleibrink, Cynthia Berend, Phyllis Borton, Ruth Ann Uzzle, Machelles Athon, Karen Suggs, Elizabeth Cooper, and Penny Kilpatrick for volunteering and setting up and selling raffle tickets last month!

Special thanks to Country Stitches, Quilt Country, and Sew Fabricated!

Please check your calendars and if you don't have prior commitments, please volunteer your time.

The following is the list of May guild meetings that I need volunteers for:

May 10 - Quilters Guild of Plano
May 28 - Lone Star Heritage Quilt Guild; Sulphur Springs, TX

The following is a list of shops that I need volunteers for:

Saturday, May 19 10am - 5pm (do not feel like you have to stay until 5:00pm)

Sew It Up - we have to set up outside
740 Grapevine Hwy. Hurst, TX 76054

Sunday, May 27, 1pm - 5pm (do not feel like you have to stay until 5:00pm)

Quilt Country - we have to set up outside
701 S. Stemmons, #90, Lewisville, TX 75067

Please sign up at

<http://www.SignUpGenius.com/go/4090D44A9A72EA4FF2-2018> or call/text me at 817-296-9806, or

email me at veronica_mowery@yahoo.com, or catch me during our monthly meetings."

Thanks, *Veronica*



QGOA 2018 Donation Quilt

"Webs of Color"

86" x 96"

Created by the

Sew N' Sews Stitch Group

Designed and pieced by Annis Clapp

Quilted by Veronica Mowery



A big THANK YOU to all the Guild members who have taken this year's postcards and bookmarks to their favorite quilt shops. Y'all are fantastic! This really helps to promote the Guild and our drawing!

Here's a hint: Be sure to show the picture postcard of the quilt when selling the raffle tickets. Its beauty will encourage sales.

I will have plenty of the post cards for you to share at the Guild Meeting.

See you there!

Kayleen Farrington



Our Quilt Festival is just a month away! Hope you are selling tickets for the Expo and Festival Night!

Festival Night is Friday, June 8
Doors open at 6:30pm for you to purchase food and drinks and mingle with friends while you enjoy a private viewing of the Quilt Show and listen to live music. The program begins at 7:00pm with prizes, the Quilt Show awards ceremony and Marianne's keynote address.

Marianne Fons is well known to quilters nationwide as a longtime public television host of Fons & Porter's Love of Quilting and as an author and lecturer. She often appears with her daughter Mary Fons, also a nationally known quilter and writer.

With Liz Porter, Marianne authored Quilter's Complete Guide, one of the bestselling quilting books of all time, published in 1992. Together, the two women co-founded Fons & Porter's Love of Quilting magazine in 1996.

Marianne has served on the board of directors of Quilts of Valor® Foundation for many years, co-producing two documentaries about the organization, "Quilts of Valor," in 2012, and "Quilts of Valor II" in 2015, both with Iowa Public Television. She helped establish the Iowa Quilt Museum in 2016, and in 2017 reopened the Iowa Theater, both in her hometown of Winterset, Iowa.

Ticket availability is limited for this event. There will be several door prizes, awards and a fun evening!
On another note...

We need help from our guild members to volunteer with quilt set up and take down, plus volunteer to help with the expo. When you help with the expo for a shift during the event you are able to stay for the rest of the day to enjoy the quilts and vendors. Also, Susan Fitzgerald needs handcrafted items to sell in our booth. Contact Ruth Ann if you have a quilt that you are willing to donate for sell and Nancy for donating miniature quilts for auction. Lots of ways you can help to make this Festival a success for our guild!

Thanks! Libby McDuffie



QUILT PREPARATION FOR THE NTQF

Do you have your quilt ready to go? Here are just a few tips as to what is **required** for the quilt you submitted for showing at the NTQF!

QUILT CHECK IN/DROP OFF:

When: Monday, June 4, 12-4 pm

Where: Arlington Convention Center,
1200 Ballpark Way, Arlington, TX 76011

1. Please have each quilt ready for examination at Quilt Check In for the required quilt label & sleeve.
2. Entries will not be accepted if not in a properly labeled cloth pillowcase or fabric bag.
3. You will receive a claim check for each quilt submitted.
4. If someone else is picking up the entry, please inform Check-In Team.
5. Please contact your guild NTQF Representative, or arrange with a guild member, if you need assistance to drop off your quilt(s) during the stated time.

QUILT PICK UP:

When: Saturday, June 9, 5:45 -7 pm

Where: Arlington Convention Center,
1200 Ballpark Way, Arlington, TX 76011

1. Must have claim check for each quilt you are picking up.
2. If you cannot pick-up your quilt, please make arrangements with someone to help you with this. Unclaimed quilts will receive loving foster care until they are reunited with their owners. An after-show foster care fee will be charged at 8:00 p.m. on Saturday, June 9, and again at 8:00 p.m. on each subsequent day of foster care.

The fee is \$10.00 per day per quilt.



The North Texas Quilt Festival Needs Our Help!

We need Guild Booth help on Saturday, June 9th from 1:30pm - 5:30pm.


All 3 Set-up Shifts need helpers on Tuesday, June 5th.

Take Down Shift helpers are needed on Saturday, June 9th, from 5pm - 7pm.

Please Volunteer at the May Meeting and sign-up with Susan FitzGerald.

All Guild Booth and Badge Holder volunteers are required to take a 'How to Use the Square' training from Kathy Sisney. The next training will be at 5:45pm before the May general meeting.

QGOA Guild Booth is Calling On All Crafty Members!



The Guild Booth is looking for cute and unique donations of homemade items to sell during this year's quilt show.

What could I make and donate you ask? Some ideas include: Pin cushions, needle catchers, all kinds of different bags, name badge holders, items for kids, tooth fairy pillows, bibs, mug rugs, potholders, thread catchers, check book covers, eye glass holders, pillow cases, table runners, iron cases, luggage tags, slippers, casserole carrying cases, aprons...the list is endless.

Calling all talented crafters who make jewelry, scissor fobs, button crafts, crocheted and knitted items, please consider donating your handcrafts too!

REMEMBER, QGOA is a Non-Profit 501(c)3 organization. We have donation receipts upon request.

The winner of the Pincushion Challenge was Penny Kilpatrick with her 2 owls. Thank you to all who entered and donated darling pincushions to the guild booth! A very special thank you to Julie, at Quilt Among Friends, for donating a gift certificate for our winner!

Susan FitzGerald is collecting all donated items. **All guild booth donations are due by the May meeting.**

Check out these sites for ideas:

<https://www.sewwhatalicia.com/how-to-make-a-tote-bag-in-15-minutes/>

<https://totebagfactory.com/blogs/news>

<https://www.patchworkposse.com/zipper-bag-tutorial-52-ufo-quilt-block-pick-up/>

<http://www.craftpassion.com/zipper-card-pouch/2/>

<http://www.handmadiya.com/2015/10/linen-zipper-bag-tutorial.html>

<https://www.peggysew.com/en/nederlands-ritszakje-in-5-maten-gratis-patroon/>

<http://www.threadingmyway.com/2014/06/ten-free-zippered-pouch-tutorials.html>

<http://www.coolcrafts.com/diy-tote-bag-patterns/>

<https://crazylittleprojects.com/easy-tote-bag-tutorial/>

http://rescuedpawdesigns.com/2015/07/29/market-tote-bag-crochet-pattern/#.Vb1NM_IViko

<https://www.theblondielocks.com/diy-tassel-tote/>

<https://placeofmytaste.com/diy-tote-bag-using-fabric-napkins/>

<http://agataria.blogspot.com/2011/03/folded-owl.html>

Guild Booth Items Needed:

- Cellophane Treat Bags small
- Clip Boards
- Tiny Gold Safety Pins
- Plain Gift and Grocery Bags

Homemade Items Needed:

I heard the Hot & Cold Bowl Cozy are a hot sales item. I could use more of those in the booth. They need to be 100% cotton.

Would you like to donate a quilt to the guild? Ruth Ann Uzzle is collecting them along with an information form.

If you have any of these items to donate, please bring them to the May meeting.

Reminder:

The Zipper & Tote Bag Challenge is due at the May meeting. Donate your item/s, vote and win a prize!



Dear Ones: since last we met Project Linus has received many wonderful contributions. The guild members have given quilt tops, completed quilts, batting, scrap bags, fleece edged blankets, and bolts of flannel.

Special thanks goes out to Vicki Howell, Patricia Eckstrom, Judy Liston, Rose and Robbie's sister who made a crochet blanket, Shirley Johnson, Gloria Speakman, and Ella Rushing, Gayle Krengle, Kara Overman, Jolene, Sheila Kinsey, Susan Fitzgerald, Kathleen Farrington, Elizabeth Carr, Stephanie Banks, and the ever faithful fleece, and flannel fairies (David and Janice Mowrey) have donated more bolts!

As a reminder the hospitals request particular sizes, those measurements are:

44 x 40 for the littler kids, don't worry if you have a quilt half this size. A smaller size can be used to deflect incubator lights!

57 x 44 for bigger kids

We meet the second Thursday of the month at Westminster Presbyterian church in Ft. Worth at 7001 Trail Lake Drive, Fort Worth, TX 76133. We meet from 9:30 am to 3:00 pm and sew together quilt sandwiches, attach labels to quilts, knit, crochet, and visit. We carry our lunches and a drink and share ideas and experience.

If you are hunting a new pattern www.projectlinus.org/patterns has some good ideas. Yearly Quiltmaker magazine designs and offers a free pattern specifically for project Linus. The latest pattern and archived patterns are available at www.quiltmaker.com/projectlinus/pattern

Please remember the work we do for our guild, and our community, enriches us and the generations to come.

Sincerely, *Elizabeth Cooper*

SafeHaven

**Thank You! Thank You!
Thank You!
Thank you again for your
generosity!**

I can't wait to give my report at the May meeting and let you know just how generous you have been!

***At the May meeting our focus is:
Toothpaste, Toothbrushes, Floss,
Nail Clippers, and Tweezers***

Thank you!
P.S. Can we collect 100 toothbrushes?
I think we can!

Cynthia Berend



Cancer Care Services of North Texas is located in Fort Worth. They provide individualized help for cancer patients and their caregivers with financial, emotional, social and spiritual needs. These services are provided at no cost, regardless of income.

Each year, QGOA has a miniature challenge at our annual quilt show. The proceeds from the sale of these challenge quilts are used to support Cancer Care Services of North Texas.

MQP
(Military Quilt Project)
We're At the finish line!
Memorial Day Block-A-Thon

REMEMBER to bring your completed blocks and drawing slip. At the May Meeting we will have a drawing for prizes.

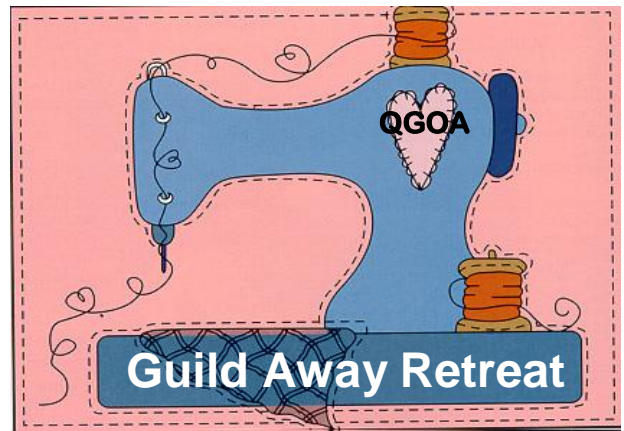
Thank you to all who took home block kits or other material. If you did not get yours completed, please do so and turn them in. I still have block kits available if you would like to take home a few. Once all the block kits are turned in I will have 4 quilts to complete. More on that next month.

If you are a finisher, completed tops or quilts are also accepted. Need fabric? I have fabric, just give me a call!

As before, there will be tops in need of quilting, and quilts in need of binding if that is your calling. Red, white and blue blocks are also accepted any size but 12" finished is great.

Thanks for your participation.

Cynthia Berend



QGOA , Our Upcoming Retreat is Thursday, August 2nd – Sunday, August 5th!

This retreat will be at the Beautiful Green Briar Retreat Center at Eustace, TX

A Perfect Location to relax among the rolling hills and woods of East Texas. Nestled on a quiet homestead between Athens and Canton, you'll enjoy great scenic beauty. All the facilities are under one roof with extra-large working areas and design walls, also included is a guest refrigerator, breakfast bar and wonderfully prepared lunches and dinners (some of the best we have had anywhere).

This retreat center is setup like a large home with comfy chairs in the living room and multiple covered porch areas. The nature views that we have enjoyed from the porch in past retreats include rabbits, deer, hummingbirds and beautiful flowers. A quilt shop is not far away and lots of antique stores, etc.

Bring your quilting and enjoy gourmet meals, beautiful scenery and great friendships!

Come see us with any questions and sign-up for this wonderful retreat for only \$318 (*2017 price to be verified). Sign-up early to insure your spot for only \$150 down.

Look for us at one of the front tables at the guild meeting!

Judy O'Polka & Sherry Livingston
Away Retreat Coordinators

THE FABRIC SALE HAS MOVED!!

We announced at the last Guild meeting that we would have fabric, patterns and books for sale at the Pot Luck meeting in May. Charlene Seifert has donated these items to our Guild to sell, with all proceeds going back to the Guild.

Due to the amount of other activities going on during the May meeting, we have moved the fabric sale to the August meeting when we have Demo Stations. By that time, we will also have lots more to sell!

Between now and August, start saving your pennies!! Two yard fabric pieces will be on sale for \$5; scraps smaller than 2 yards, but bigger than fat quarters will be on sale for \$2; fat quarters and patterns will be on sale for \$1. We will also have books for sale.

GET INVOLVED! JOIN a STITCH GROUP!

Guild members are cordially invited to join a sewing group for fellowship and stitching. We have plenty of space for new members in our groups! Pick a day that is right for you!

****Sew-N-Sews****

Sew-n-Sews stitch group is open to all guild members.

We meet **the first Monday of each month** (unless a holiday is involved) from 10 am - 3 pm at Trinity United Methodist church at 1200 W. Green Oaks, Arlington. Quilters work on individual projects-some bring machines, and some do handwork.

We each donate \$3 to the church's back pack program. We bring our own sack lunch and drink. When you come, enter the main entrance, press the intercom button and say you are with the sew group. Then take the elevator or the stairs to the second floor. The room is directly across from the elevator or at the top of the stairs to the left.

We'd love to have you join us!

Randa Dillon 214-556-2127 rldquilt@gmail.com

****Jane and Friends****

The goal of Jane and Friends is to promote the art of quilting and handwork of all kinds. What comes with the pursuit of this art form is the great joy and enjoyment of friendships that come from a shared passion in stitch-work.

We meet at Quilt Among Friends (QAF) 2238 Michigan Ave Suite A, Arlington, TX on **the 2nd Monday** of each month from 10:30 – 3:00. We meet at QAF for free. *Julie's only request is that we bring a couple of cans of food for the food pantry of Arlington/Tarrant County.*

Quilter/stitchers/appliquers are welcome to bring their sewing machine or handwork (piecing, quilting, embroidery, fabric painting, applique, wool applique, etc.) You may bring your lunch or there are restaurants close by to pick up and bring to our mini-retreat – that meets every month!

If you would like additional information or have any questions, please contact:

Sherry Livingston (Sister Janiac),
artandquilts@yahoo.com 817-517-3658

****Etcetera Art Quilt Group****

Meets @ Sew Fabricated

1st Thursday of the Month 7 p.m. to 8:30 p.m.

Contact: Denny Cornett

****Friendship Stitchers****

Meets the **1st & 3rd Thursdays** 10:00 a.m. at First Christian Church Contact: Helga Smith

****Sew Touching-Alzheimer's Fidget Quilts****

Our purpose is to provide Tactile and Fidget Quilts to people with mental, social or visual limitations. Our group is little, however little by little is growing. Experience and knowledge to match our huge personal needs to reach out through our sewing and touch these lives.

We meet at Peggy's Quilt Studio - 2410 Superior Dr. Ste.C, Pantego, Tx.

from 10 am to 3 pm **the Third Tuesday of each Month**. The guild members have been very generous in giving supplies to us.

So! Bring your sack lunch, sewing machine, and scissors. Join Us @ Peggy's Quilt Studio!

Contact Person: Billie Brecheen -

blarb905@gmail.com - 817-504-2842

****The Piecemakers****

Meets @ Bob Duncan Community Center

the 2nd and 4th Thursdays Evenings

6 pm to 10 pm

Contact: Nancy Shortino 817-466-1279

We make pillowcases for Cook's Children's Hospital; fleece blankets for Project Linus; and, many of our members work on quilts to donate to other Guild charities. We have occasional mini classes on different projects that are requested by our group.

Our group was responsible for the 2016 quilt "Ties That Bind". We all had a lot of fun with it.

Most of our meetings are for socializing, doing our own handwork, machine work or working on appliques. We also love our show and tell time. Of course, the most important thing we do is taste each other's desserts (and then swap recipes). YUM!

QGOA Meetings and Workshops

May 8	Member Potluck	Ronald McDonald Recognition
June 12	Donna Akins, Debby Rake and Denny Cornett	Improvitational Piecing
June 13	Donna Akins, Debby Rake and Denny Cornett	Workshop: Improvitational Piecing
July 10	Gyleen Fitzgerald	Make Mine with Scraps
July 11	Gyleen Fitzgerald	Workshop: Trash to Treasure Pineapples
August 14	Multiple Presenters	Demo Stations
Sept 11	Jolene Mershon	Lecture Trunk Show
October 9	Becky Goldsmith	A Practical Approach to Color
October 10	Becky Goldmith	Workshop: Hexie Garden Wool Applique
November 13	Jane Sassaman	Under the Influence
November 14	Jane Sassaman	Workshop: Simple Silhouettes
December 11	Members Potluck	Christmas Program

QGOA Newsletter Ad Rates

SIZE	1MO	3MO	1 YR
1/8 PAGE	\$7.50	\$22	\$85
1/4 PAGE	\$15	\$40	\$150
1/2 PAGE	\$30	\$75	\$270
1/2 PAGE (BACK)	\$40	\$105	\$378
FULL PAGE	\$60	\$150	\$540

All ads must be print ready and fit the size requirement. Ads must be received by the 15th of the month prior to the desired publication month. Email preferred. Email ad to: freitagmaria@yahoo.com

Make payments to: QGOA

Mail payments to:
 Maria Freitag
 5506 Ceran Dr.
 Arlington, TX 76016

Guild Refreshments

Jan = C, T

Feb = H, V

Mar = M

Apr = S

May = Potluck (Board Desserts)

June = A, D, Z, E

Jul = G, L, O

Aug = B

Sep = F, I, J, K

Oct = N, P, R

Nov = U, W, X, Y

Dec = Potluck (Board Desserts)

Snacks are provided by those whose last name begins with that letter for that month.


"Ask not what your guild can do for you, but what you can do for your guild!"

In Case of Inclement Weather

In general, we will do what the University of Texas of Arlington does. If they cancel evening classes, we will cancel guild and board meetings.

David Taylor Workshop takes flight!

The QGOA ladies and men had a wonderful time with David Taylor, creating a beautiful appliqued humming bird. Thanks to all who participated and made this workshop great! Check out the fun in the photos below!



Wool Appliqué Group

Julie at Quilt Among Friends is now carrying felted wool and will be offering a wool appliqué group starting in June. The group will be free (bring a couple of cans of food for the food pantry) and will meet on the 4th Monday of each month from 10:30 am till you are ready to leave. The group will be an opportunity to work on projects and share ideas. Drop by if your interested – *The fun begins June 25th!*

Newsletter Tidbits

Hello there! I hope you are doing well as you enjoy your May Newsletter! I just wanted to take the time to say “Thank You” to those who have contributed to the QGOA newsletter. I know that it can be difficult at times to sit still long enough to email me a little article for an upcoming newsletter. Thank you for your support in making this newsletter about our Guild, and the community we serve.

FYI:

- ✂ Newsletter articles are due NO LATER THAN the 25th of the month.
- ✂ If possible, please keep your articles to a maximum of 250-300 words. Double check your spelling of names, too please! I’m still new and not everyone is in the directory.
- ✂ I would like to maintain a newspaper type of 2 column page. In the near future I will try using a new publishing program to try and accomplish that more easily (hopefully!)
- ✂ Photographs are very welcome! Please send it in a separate file so that the photo can be downloaded and placed with/near the article you are submitting. It makes it much easier to manipulate and edit.
- ✂ Call or email me if you have something specific you would like to add to the newsletter, and we can discuss.

Thank you all for your kind words of encouragement and new ideas about the newsletter. Remember, this is your newsletter, and it’s only as informative and fun as YOU make it!

Abundant Blessings,
María Freitag

March Show and Tell

Veronica Mowery	Holiday Starberries	Veronica Mowery	This quilt made by Janice Mowery used a pattern from a McCall's magazine. The red & white fabrics along with a red paisley fabric inspired me to quilt it to look like a bandana.
Nancy Conner-Smith	Peach and green and floral	_____	Using up fabric I bought several years ago because I liked it!
Veronica Mowery	Carpenter Star	Veronica Mowery	Janice Mowery pieced this Carpenter Star from leftover purple fabrics she had left over from piecing another quilt.
Nancy Conner-Smith	Blue/yellow/white	_____	UFO – Block of month from Midlothian Quilts and more
Sheila Parry	Friendship is Sweet	Sheila Parry	Finally finished! Worked on this at 3-Dy Retreats and many other hours! There are 100 Disappearing 4-Patch blocks.
Pat Owens	Flying Football	Pat Owens	Circles and footballs
Pat Owens	Sunny Lanes	Pat Owens	Scrappy
Kara Overman	Baby Quilt	Frank Overman	Both quilt tops presented were made in the late 1990's. My husband has decided he is going to learn to machine quilt to help finish 30 years worth of quilt tops! This red, orange, and yellow baby quilt is Frank's first free motion quilt on HIS home machine.
Kara Overman	Lap Throw	Frank Overman	This lap throw in pink, green, and blue is Frank's FIRST long arm free motion quilt!
Kathy White	Jo	Kathy White	Abilene Cow- Thanks to Susan for all her encouragement

April Show and Tell

Presented by	Name of Quilt	Quilter	Description
Jolene Mershon	Back & White Graphic Delight	Jolene Mershon	Made for my oldest grandson, Cameron. It took several years to collect the variety of black w/white & white w/black I needed I put a braided border on it.
Julie Schmidt	All About Me	Miriam Hink	I've collected a few of the script fat quarters and decided to put them together. There are scripture verses, sayings about dogs, and quilting. The quilting has spools and needles in the design.
Julie Schmidt	Twisted Christmas	Miriam Hink	I've made several Twister quilts after the demo we had here at a guild meeting a few years ago. This was a fun project. I finished it with garland and ornaments.
Debra Ware	The Man Quilt	_____	Made for my favorite male cousin who felt left out when I gave all of the ladies at the family reunion a quilt. The plaids are all from thrift store shirts
Carol Hoes	Linus Challenge	Carol Hoes	The yellow chevron and the orange chevron were Linus challenge fabrics donated by Peggy's Quilt Studio.



*Thank you for coming out to
celebrate our 4th anniversary!
We appreciate you and look
forward to seeing you soon.*



Creative Sewing Center
2899 W. Pioneer Pkwy., Pantego, TX 76013
www.sewfabricated.com (817) 795-1925



Quilt Batting

100% Cotton, Texas Comfort 6 oz. 80/20 C/P
100% Bamboo, Polyester, Wool
Made in Texas USA

AMERICAN FIBER PRODUCTS

3629 E. 1st St. Fort Worth, TX 76111

**SPECIAL RETAIL PRICES FOR
QUILT GUILD MEMBERS**
CALL DWAIN OR MIKE 682-552-4693
FOR A PRICE QUOTE

PHONE, TEXT, or EMAIL ORDERS AND
PICK UP IN 1 TO 2
DAYS. PICK UP HOURS MON./ THUR. 10 AM TO 3 PM
OR BY APPOINTMENT

We will ship Rolls 96"X 25 yd \$16 to \$20 USPS
to our zone 1,2 & 3 TX, OK
Email: sales.americanquiltbatting@gmail.com
855-865-6357

www.americanquiltbatting.com

For wholesale info go to web site home page above for
Application. FILL OUT, CLICK and SUBMIT.

Welcome Home Retreat

A Quilting, Scrapbooking, & Crafting Retreat for Ladies
Country Atmosphere, but Close to the City

- * Three Crafting Rooms
- * Design Walls
- * Cutting Tables
- * Ironing Boards
- * Six Foot Tables
- * Home Cooked Meals

NO MINIMUM GROUP SIZE!!!

817-709-6338

www.welcometheretreat.com



Texas Association of Quilt Guilds Presents: Quilter's Rally Day July 14, 2018

Workshops: July 12th, 13th, 16th 17th

Where: Mimosa Lane Baptist Church
1233 Beltline Rd., Mesquite, TX

When: Sat, July 14, 2018
10:00 am – 3:30 pm
Doors Open 9:00 am, Program begins 10:00 am

Guest Speaker: Deb Tucker
AM Presentation: "Higher Success, Less Stress"
PM Presentation: "Rapid Fire Tools and Techniques"

Admission Fee: \$5.00 TAQG Guild members, \$10.00 Public



Guest Presenter:
DEB TUCKER



DEB TUCKER

Deb has been an avid quilt maker since 1981 and describes herself as a "Machine Piecing Efficiency Expert". She has developed numerous streamlined construction techniques and tools to ensure high quality success with all levels of quilters. Her patented tools - Rapid Fire Hunter's Star, Rapid Fire Lemoyne Star and fundamental line of rulers (Tucker Trimmer, Wing Clipper, Square/Squared, V-Block Trimmer, Corner Beam Trimmer, and others) are sold nationally and internationally. As a designer, Deb has many patterns, books, online video tutorials and additional products to guide quilters with their machine piecing processes. In 2008 not only did she launch her company, Studio 180 Design, she was also nominated for "Teacher of the Year" by Professional Quilter Magazine. Her business now has 5 full time employees and 80+ Certified Instructors (trained individuals who are available to teach and lecture all across this country and abroad). When not traveling, Deb, her husband Jeff, and their crew of "cat helpers" now live in beautiful, central North Carolina.

WORKSHOPS: JULY 12TH, 13TH, & 16TH, 17TH PLEASE NOTE:

DEADLINE IS MAY 16TH TO SIGN UP FOR WORKSHOPS!

Remember that I have workshop registration forms available as well as admission tickets, raffle tickets, and everything necessary to make a great, fun, Rally Day!

Carolyn Troupe



TEXAS ASSOCIATION OF QUILT GUILDS

Your TAQG Rep and the Rally Day Committee have been diligently at work preparing for Rally Day 2018. This year promises to be extra special with Guest Speaker, Deb Tucker of Studio 180 Designs (<https://deb-tuckers-studio-180-design.myshopify.com/>). Listed below are the workshops being offered, and the highlights of what you will be learning with Deb herself!

Deb Tucker has a unique approach with her special rulers that will bring you *“Higher Success, Less Stress”*. If you haven’t already signed up for any of these workshops, do so soon! **THE DEADLINE IS MAY 16!** What a wonderful opportunity to work with Deb Tucker for six hours’ worth of instruction and inspiration.



Hot Flash Hunter’s Star Workshop:

Learn to make a traditional Hunter’s Star quilt in a fraction of the traditional construction time and with incredible results.



Love Links Workshop:

You will learn the most efficient, successful method for making Flying Geese with a built-in margin for error. Guaranteed to increase your success rate and decrease your stress level.



Signs of Autumn Workshop:

Deb’s Wing Clipper® I and Corner Beam® will have you turning out precision units in record time. And rest assured once you know how to use these two tools you will be looking for projects using Flying Geese and Corner Beam shapes.



Carolina Lily Four Block Workshop:

Using Deb’s Wing Clipper® I tool and a Fast Flying Geese construction technique you will experience a simpler, more successful adventure. Learn how to construct an intriguing pieced border called “Migrating Geese” that adds visual interest to the large corner sections

You may recall that TAQG offered an incentive for those who signed up for workshops by March 31st.



The Rally Day Committee is pleased to announce the winners of the Early Registration Pre-Rally Day Raffle Prizes

The winners are:

Hot Flash, McKinney Guild, Stella Turner. **LoveLinks**, Cotton Patch Guild, Lonetta Ingram.

Signs of Autumn, Rowlett Guild, Aimee Neighbors.

Carolina Lily Four Block, Garland Quilt Guild, Ruth Leonhardt.

Congratulations to the winners of the rulers, WE ARE ALL WINNERS because we will have Deb Tucker as our teacher and speaker!

TAQG has been able to procure exceptional prizes for our Pre-Rally Day Raffle. You do not need to be present to win and if the distance is a problem someone from the Rally Day Committee will make sure your prize is delivered to you!



First Prize



No update on the missing quilt but here is a copy of the article that was in the Arlington Citizen Journal at the time of its making.

Rose Kauhune, QGOA Historian

Stitch of history

Quilt celebrates local landmarks

By **CAROL ALLISON**
C-J Staff Writer

A sesquicentennial quilt, the star of this year's annual quilt show at Fielder Museum, is an expression of teamwork by more than 32 quilting devotees in Arlington.

The quilt, from design to final stitch, took hours of expert needle work and more than a year to complete, said Jane Baird of the Quilters Guild of Arlington.

The quilt will be officially presented to the City of Arlington in a ceremony slated for March.

Baird, a nationally known expert in quilting, said each block in the quilt depicts historical places and events relating to Arlington's colorful past.

The four corner blocks of the quilt are pieced with appliques representing the Lone Star flag, the mockingbird, the bluebonnet and the official state pecan tree.

The other 12 blocks bordering the quilt depict numerous historical Arlington landmarks includ-

ing Arlington Downs, a horse racing facility built in 1929; Randol's Mill which began operation behind a long dam on the Trinity River northwest of town in 1857; Fielder Museum, the historical "House on the Hill" built in 1914 and serving the community as a link to years past; and the Interurban, a trolley connecting Dallas and Fort Worth early in the century. Also the mineral water well drilled in 1892 in downtown Arlington and serving as a gathering place for the local citizenry for many decades.

In addition, the guild salutes the Texas Rangers baseball team, Six Flags Over Texas, Arlington Convention Center and UTA.

The Texas Rangers and the cotton and cattle industry are also honored with their individual colorful squares. The center applique with the flying A, Arlington's official logo, is surrounded by red/white and blue stars.

Baird, who has studied the his-

tory of quilts and taught quilting for more than 30 years, will be available at the museum from 2 to 4 p.m. Sunday, Jan. 26 to identify antique quilt patterns, help date quilts and advise collectors and individual owners on care. She said she will not make monetary appraisals of quilts.

Baird said her fascination with quilts began when she was 4 years old. She was taught to quilt by her "Victorian" great-grandmother.

"I was born on a quilt," Baird said. "I have studied quilts in a historical manner and taught quilting for more than 30 years."

Baird owns an antique quilt collection and operated a quilt shop for 4 years. Now she makes quilts on commission and teaches workshops all over the United States.

The Quilters Guild of Arlington meets the fourth Wednesday of each month at 7:30 p.m. at First Presbyterian Church, 1200 S. Collins in Arlington. For more information, call Baird at 496-0149.

