

Well, it's Chip's favorite day – DEMO DAY!

If you don't know who I'm talking about, it's home show are celebrities, and owners of Magnolia Table, and Magnolia shops, Chip

and Joanna Gaines from Waco, Texas! However, we won't be demolishing anything, but actually receiving demonstrations of how to create beautiful quilting/craft items from our local quilt shops. Aren't we are blessed to live right in the middle of wonderful quilt stores (and their owners!)?

Our demo sponsors will be:

Cabbage Rose

Peggy's Quilt Shop

Quilt Among Friends

Richland Sewing Center

Sew Fabricated

After the business meeting and break, we will divide into small groups to rotate from sponsor to sponsor. You will have about 10-15 minutes in each group to see some amazing techniques and ideas!

All Guild meetings are held at the Bob Duncan Center, 2800 S. Center St., Arlington, TX 76014.
 Meetings begin at 6:30pm with check-in and networking time. The guild business meeting begins at 7:00, with the speaker following.
 Meetings are free for members of the Guild; *there is a \$5 charge for visitors.*

**THE FABRIC SALE IS HERE!!
 FABRIC FOR SALE IS FINALLY HERE!!**

We announced at the last Guild meeting that we would have fabric, patterns and books for sale at the August Demo Stations meeting. Charlene Seifert has donated these items to our Guild. All proceeds will go back to the Guild.

Between now and our general meeting on August 14, start saving your pennies!!

Two yard fabric bundles will be on sale for \$5; scraps smaller than 2 yards but bigger than fat quarters will be on sale for \$2; fat quarters and patterns will be on sale for \$1. Books are all \$2.00. There is also fabric yardage larger than 2 yards, and will be sold as labeled; in other words, we will not be cutting fabric. Yardage had been priced at \$2.50 per yard.

Looking forward to seeing you all at the sale!

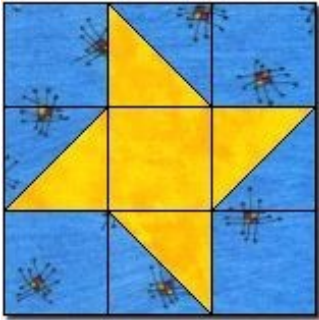
Sunshine and Shadow

Extra...extra...read all about it! Newsy Suzy is on the Sunshine and Shadow job this year and wants to be Nosey about our members. Please contact Susan FitzGerald with any good, bad, happy or sad happenings!

Sunshine and Shadow as of 7-25-18



- ☹️ Debbie Hood's Mother, Dorothy Murray, passed away Thursday, July 19 .
- ☹️ Sheila Parry's Sister-in-law, Sharon Monk, passed away on July 19th



President's Block
9 Inch (finished)
Friendship Star

Thank you to all those who turned in their president's blocks last month. We are making 9" finished

Friendship Stars (cut 3 ½ inch squares (four blue and one pastel) and four half-square triangle blocks using the two colors.) Remember to use a medium to medium dark blue, with metallic if possible and any pastel for the star.

UFO Challenge

August is the last month to turn in your UFO projects. Your fat quarter prize bundles will be delivered during the September meeting.
Kara Overman

Mystery at the Border Clue #4

Have you kept up – made a block, used a triangle in the first border, added appliqué in the second, and used a circle or curve in the third? Are you ready for the fourth? In this border, let's move into a different dimension. Please add some embellishment that creates a third dimension. Maybe you could go with buttons, yo-yos, prairie points, beads, or sparkle. Oh, what about a coiled zipper or silk flower? Have fun!



Sneak peek for September

Put it on your calendar!
Jolene Mershon, one of our very own members, will provide us with a delightful presentation of her show quality quilts in September!
I can hardly wait!

August Safehaven Needs

Please help children have a successful year by donating school supplies. I know several members are former teachers so you love that smell of new supplies! My goal is 20 packed backpacks. The following is the list that was sent out. Please help. Thank you again for your generosity!
Cynthia Berend

- Backpacks
- Glue (Elmer's and stick)
- Lunch Boxes
- Ballpoint Pens
- Wide Rule Spiral Notebooks
- Pencils No. 2
- Colored Pencils
- Folders with Brads
- Markers
- Binders and Dividers
- Dry Erase Markers
- Wide Rule Paper
- Highlighters
- Pencil Boxes
- Pink Erasers
- Clip Boards
- Construction Paper (Manilla & Color)
- Ziploc Bags
- Scissors
- Facial Tissue
- Hand Sanitizer

Our 2018 Donation Quilt

Congratulations to Annis Clapp and the Sew N' Sews Stitch Group; "Webs of Color" won a Second place ribbon at last month's Creative Quilters Guild of Ellis County's Garden Party Quilt Show!!!

Special thanks to Janice Mowery, Gayle Krenal, Jan Taborsky, Elizabeth Cooper, and Debbie Hood for volunteering and setting up and selling raffle tickets last month!

Special thanks to Phyllis Borton; thanks to Phyllis our beautiful "Webs of Color" was able to be enjoyed by all attendees of the Creative Quilters Guild of Ellis County's Garden Party Quilt Show! Special thanks to Sew Fabricated who allowed us to sell tickets during the Mug Rug Run!

Please check your calendars and if you don't have prior commitments, please volunteer your time.

The following is the list of August and September guild meetings that I need volunteers for:

August 13 - Van Alstyne Quilt Guild
Aug. 20 - Texas Star Quilters Guild; Canton, TX
September 4 - Kaufman Quilt Guild

The following is the list of August and September shops that I need volunteers for.

Aug. 11 - Happiness Is... Quilting; McKinney, TX
Aug. 17 & 18 - McNease Convention Ctr; San Angelo, TX (West Texas Tumbleweed Shop Hop)
August 23 – 25 - The Sewing Basket; Salado, TX (Sizzlin' Summer Shop Hop)
Sept. 1 - The Old Craft Store; Carrollton, TX
Sept. 6 – 8 - Peggy's Quilt Studio; Arlington, TX (North Texas Fall Shop Hop)
Sept. 15 – Quilt Among Friends; Arlington, TX (National Sew A Jelly Roll Day)

Please sign up at <http://www.SignUpGenius.com/go/4090D44A9A72EA4FF2-2018> or call/text me at 817-805-3041, or email me at veronica_mowery@yahoo.com, or catch me during our monthly meetings.

Our 2020 Donation Quilt

Year 2020 will soon be just around the corner; will you help with this annual fundraiser by volunteering to create our 2020 Donation Quilt? Thanks, Veronica



**QGOA 2018 Donation Quilt
"Webs of Color"
86" x 96"**

**Created by the
Sew N' Sews Stitch Group
Designed and pieced by Annis Clapp
Quilted by Veronica Mowery**



Cancer Care Services of North Texas is located in Fort Worth. They provide individualized help for cancer patients and their caregivers with financial, emotional, social and spiritual needs. These services are provided at no cost, regardless of income.


Each year, QGOA has a miniature challenge at our annual quilt show. The proceeds from the sale of these challenge quilts are used to support Cancer Care Services of North Texas. Are you working on your miniature quilt?

QGOA Meetings and Workshops

August 14	Multiple Presenters	Demo Stations
Sept 11	Jolene Mershon	Lecture Trunk Show
October 9	Becky Goldsmith	A Practical Approach to Color
October 10	Becky Goldsmith	Workshop: Hexie Garden Wool Applique
November 13	Jane Sassaman	Under the Influence
November 14	Jane Sassaman	Workshop: Simple Silhouettes
December 11	Members Potluck	Christmas Program

WORKSHOP UPDATE

We had a wonderful time with Gyleen Fitzgerald. Not only did she and her workshop provided many members with the tools and tips to create beautiful, quick, pineapple quilt blocks without paper piecing, but I think we made a lifelong friend! Check out some of the photos below. Don't miss our next workshop in October with Becky Goldsmith – Hexie Garden Wool Applique. Sign up at the next meeting!



Our Class's completed pineapple blocks!

Pineapple Fun!




Judy O' Polka's pineapple blocks



Joyce Clark's pineapple blocks




Sarah Reed's pineapple blocks



Kara Overman's pineapple blocks



Kayleen Farrington's pineapple blocks



Maria Freitag's pineapple blocks

MQP
(Military Quilt Project)

If you signed out a block kit and didn't complete it please do so and return as soon as you can, once all blocks are returned we will be able to piece 4 quilts. If you would like to complete one of the tops I will bring them as the blocks are turned in. You may finish the top and return for someone else to quilt or complete it.

I also have several tops in need of quilting, I will supply batting and backing. Look for me at the guild meeting if you would like to take one to finish.

To continue supporting this program your 12.5 inch blocks, completed tops or quilts are appreciated.

Need fabric? I have fabric, just give me a call!

Veterans Day is in November! I would like to challenge you to complete quilts to turn in at the November meeting.

Thanks for your participation!

Cindy Bergman

***Pin
Cushion
Exchange***



Please fill out the form located at the end of the newsletter, and bring it to the meeting. Turn it in to Kara Overman at the beginning of the meeting. During the break, pick up a different member's form. Use the answers on their form to guide your choices as you make a personalized pin cushion for your person. Bring the finished pin cushion to the September meeting.

Welcome New Members!

Julie Bulkley
JoAnn Eubank
Janet Megason
Mike Scott
Barbara Williams

Melba Drennan
Alice Hicks
Dale Scott
Randy Wallace

We look forward to meeting you in person at our guild gatherings, and at our stitch groups too!

Join a Stitch Group!

****Sew-N-Sews****

Meets @ Trinity United Methodist Church
1200 W Green Oaks Room A208
1st Monday of the month unless it is a Holiday
10 am to 3 pm Bring your lunch and \$3 per person per meeting as a donation to the church
Contact: Randa Dillon or Carolyn Bowden

****Jane and Friends****

Meets @ Quilt Among Friends
2238 Michigan Ave. Suite A
Bring 2 cans of food for the Food Pantry
2nd Monday of the Month 10 am-3 pm
Contact: Sherry Livingston

****Felted Wool Gathering****

Meets @ Quilt Among Friends
2238 Michigan Ave. Ste. A
Bring 2 cans of food for the Food Pantry
4th Monday of the month 10:30am -
No instructors or specific projects
Connect: Gayle Lacerda

****Sew Touching-Alzheimer's Fidget Quilts****

Meets @ Peggy's Quilt Studio
3rd Tuesday of the Month 10:00am-2:00pm
Bring your lunch!
Contact: Linda McPherson or Billie Brecheen

****Etcetera Art Quilt Group****

Meets @ Sew Fabricated
1st Thursday of the Month 7 pm to 8:30 pm
Contact: Denny Cornett

****Friendship Stitchers****

Meets the 1st & 3rd Thursdays 10:00 am at
First Christian Church
Contact: Helga Smith

****The Piecemakers****

Meets @ Bob Duncan Community Center
2nd & 4th Thursdays 6 pm to 10 pm
Contact: Nancy Shortino-817-466-1279



Dear ones Project Linus has received quilts, fleece, batting, notions, quilt tops, tops and backing, fabric and lots of things to become the favorite cuddling item to children in treatment at our area hospitals. You all work so hard. If only these children knew how much time and love goes into these creations.

Project Linus offers thank you to guild members- Jolene Mershon, Janice and David Mowery, Judy Liston, Robbie Colley, Rose Redding, Peggy McCormick (Peggy's Quilt Studio), Ella Rushing, Tory Swartzwelder, Gloria Speakman, Kay Olson, Kara Overman, Shirley Johnson, Gayle Krengel, Joan Gregory, Sheila Parry, Pam Hall, Susan FitzGerald, Janice Farris, Pat Owens, Randa Dillon, Elizabeth Carr, Carol Ramsey, Dale and Mike Scott, Joyce Clark, Pat Cowan, Kayleen Farrington, Maria Freitag, Veronica Mowery, Sandra Hughes, Karen Small and her darling daughter (my apologies), Gayle Lacerda, and to anonymous. It is always delightful to see your sweet faces when you donate. If I missed acknowledging your donation please forgive. I can use your assistance if you will attach your name to your contribution.

As a reminder the hospitals prefer quilts that measure at least:

44 X 40 for the smaller kiddos

44 X 57 for the larger kids.

Linus tries to use all your donations so thanks again.

If you are in the hunt for a new pattern please refer to www.projectlinus.org/patterns there are numerous types of patterns even crochet and knit. Also Quiltmaker magazine designs a free pattern each year specifically for Project Linus. Please refer to www.quiltmaker.com/projectlinus/pattern

Thank you for all your kindness and remember the work we do for our guild and our community enriches us and generations to come.

Sincere thanks, Elizabeth

Fall - Away Retreat!

Cactus Rose Hideaway
Stephenville, TX
Sunday, Sept 16 – Wednesday, Sept 19,
2018
20 plus occupancy

Annis is giving QGOA the great price of \$210 for a 3-night Retreat! Included in this price is;

A continental breakfast, dinner the first night and then full lunch and dinners with continental breakfast Monday and Tuesday.

Check-in is no earlier than 10:00 am Sunday and a flexible noon checkout on Wednesday. Sign-ups are going fast, don't miss out!

Away Retreat Coordinators: Judy O'Polka & Sherry Livingston. We will be at the front table for sign-ups at the next QGOA guild meeting.

Checkout the retreat website for more details: www.cactusrosehideway.com

FALL DAY RETREAT OCTOBER 18, 19 & 20, 2018

For: QGOA Members; space is limited to 70 persons

Registration for QGOA members will begin August 7, 2018

When: Thursday, Friday & Saturday, October 18, 19 & 20, 2018

Thurs. 9:30 AM – 9 PM

Fri. 9 AM – 9 PM &

Sat. 9 AM - 4 PM

Where: Pleasant Ridge Church of Christ, Family Life Center, Arlington
6102 W. Pleasant Ridge Rd, Arlington, TX 76016, I-20 & Little Road next to Southwest Plaza Shopping Center

Cost: \$60 for sharing a table station. If you bring your own table you may reserve a space and the cost will be \$50. Fees must be paid with registration, no refunds unless/ until the budget is covered.



2019 Ronald McDonald House Quilts challenge

In 2019 there are TWO types of Ronald McDonald Challenges:

Ronald McDonald *Challenge Fabric* Quilt Guidelines

1. This challenge fabric is donated by Quilt Among Friends. Please take opportunities to thank them for their sponsorship.
2. Packet containing the challenge fabric is \$5. The quilt maker who uses this fabric and turns the quilt in at the in May 2019 guild meeting will receive a \$5 gift card from Quilt Among Friends.
3. Quilts must use a recognizable amount of the challenge fabric in the quilt.
4. Maker may use any other coordinating fabrics.
5. The quilt must be washable and have no buttons or similar items attached that could be accidentally swallowed by young children.
6. Finished quilts must be at least 50 inches on each side.
7. ****Quilts must have an entry form and turned in at the 2019 May guild meeting. You do not need to add a sleeve.
8. Entries will be displayed at the June 2019 guild meeting and members will vote on them for ribbons.

Ronald McDonald House *Non-Challenge Fabric* Quilt

- 1) To be donated to Ronald McDonald House: any fabric may be used, quilts will be at least 50 in on each side, must be washable and have no buttons or similar items attached that could be accidentally swallowed by young children. These are due in May 2019.
- 2) ****Quilts must have an entry form and turned in at the May guild meeting. You do not need to add a sleeve.
- 3) Entries will be displayed at the June guild meeting and members will vote on them for ribbons.

Packets are available at the general meetings beginning in July. For more information regarding RMH Ft Worth: <http://www.ftworthrmh.org/index.html>. Ronald McDonald House . . . providing a “home-away- from-home” for families with seriously ill children who travel to Fort Worth for pediatric medical care.

Brown Bag It!


As you reorganize your lovely quilting studio, consider donating unwanted items to the “brown bag initiative”. Each year the guild collects new and gently used items to be “auctioned” off at the December meeting: a UFO, thread, fat quarter, kit, candle, I think I’ve seen a little bit of everything in our previous brown bags! It’s a great fundraiser and a good time for all! Instead of waiting until the end of the year, bring your donation to any meeting and place it in the special “brown bag” area. Thanks so much for your generosity!
Debbie Hood



Machine-quilting a project can take several hours and often is not completed in one sitting. Once you’ve determined the stitch number, tension setting, and length, write them on the quilt backing selvage in pen. The writing won’t show on the finished quilt, but the information is right where you can see it when it’s time to start quilting again.
—Brenda McIntyre Owensboro, Kentucky

Tabs

I would like to ask all my fellow quilting peeps if they would save aluminum can tabs and bring them to the general meetings. I will have a house just like the one pictured for you to put them. Ronald McDonald House uses them for fund raising to help the families that stay at the various facilities throughout the nation. They help to keep costs down and help provide necessities that folks don’t think to bring in these times of crisis. I myself have used their facilities and am eternally grateful. This is the least I can do, besides make a quilt. So, pop them off and bring them on in no matter how many!
Debbie Boice



July Show and Tell

Presented by	Name of Quilt	Quilter	Description
Debra Ware	Garden Maze	Debra Ware	UFO Challenge quilt. Ugly jelly roll combined with Kaffe Fassett fabric— Very Bright!
Debra Ware	Pinwheels	Debra Ware	UFO Challenge quilt. Modern colors on traditional pattern
Pat Madrid	Whole cloth Silk & Satin	Pat Madrid	Whole cloth silk and satin
Jane Owens	Peacock Haven	Jane Owens	Modern Quilt made with layer cakes. Can't remember magazine pattern found in.
Pat Owens	Candyland	Pat Owens	This a variation on the Candyland pattern. Instead of using only 2" square scraps I used all the different sizes of scraps I had available. Finished size is 48" x 60"
Sharon Ligon	Flamingo Amigo	Sharon Ligon	Pixelated flamingo made with 1200 2" for friend wo loves flamingos.

So very proud of all our Guild Members!

We logged a total for the month of July with 730.5 hours, and 24 members reporting!



OliverHeartCreations
www.oliverheartcreations.etsy.com
 281-612-3388

Fabric, Quilts, Patterns, Notions,
 Gifts and More

Use coupon code FAST15
 and receive 15% off your first order!



Welcome Home Retreat
 A Quilting, Scrapbooking, & Crafting Retreat for Ladies
 Country Atmosphere, but Close to the City

- * Three Crafting Rooms
- * Design Walls
- * Cutting Tables
- * Ironing Boards
- * Six Foot Tables
- * Home Cooked Meals

NO MINIMUM GROUP SIZE!!!
 817-709-6338
www.welcomehomeretreat.com

Guild Refreshments

Jan = C, T
 Feb = H, V
 Mar = M
 Apr = S
 May = Potluck (Board Desserts)
 June = A, D, Z, E
 Jul = G, L, O
Aug = B
 Sep = F, I, J, K
 Oct = N, P, R
 Nov = U, W, X, Y
Dec= Potluck (Board Desserts)
 Snacks are provided by those whose last name begins with that letter for that month.

QGOA Newsletter Ad Rates

SIZE	1MO	3MO	1 YR
1/8 PAGE	\$7.50	\$22	\$85 (Business Card Size)
1/4 PAGE	\$15	\$40	\$150
1/2 PAGE	\$30	\$75	\$270
1/2 PAGE (BACK)	\$40	\$105	\$378
FULL PAGE	\$60	\$150	\$540

All ads must be print ready and fit the size requirement. Ads must be received by the 15th of the month prior to the desired publication month.

Email preferred. Email ad to: freitagmaria@yahoo.com

Make payments to: QGOA

Mail payments to:
 Maria Freitag
 5506 Ceran Dr.
 Arlington, TX 76016

Sizzling Summer Fun!

August 3 -11

Deep East Texas Shop Hop
(8 participating shops listed below)
<https://www.facebook.com/groups/deepeasttexasshophop/about/>
Hall to Wall Quilts and More
Lake Area Quilts
Ms. Sammie's Quilt Shop
The Whistling Chicken
Stone Creek Lodge and Quilts
Options Custom Creations
Cedar Tree Nest Quilts
Six Mile Quilting

August 11

Happiness Is... Quilting
***Quilt Plano 2018 is August 10 - 11 and**
Happiness Is... Quilting is expecting high
traffic.

August 17 - 18

West Texas Tumbleweed Shop Hop; San
Angelo, TX
30 vendors under one roof
<https://www.facebook.com/westtexas tumbleweedshop/>

August 23 - 25

Sizzlin' Summer Shop Hop
(8 participating shops listed below)
<http://www.sizzlinsummershop.com/>
Austin Sewing
Valli & Kim
A Quilter's Folly
B&B
Holly Dee
Cotton Cupboard
Poppies
The Sewing Basket



"Quilting in the Falls" Red River Quilters Guild Quilt Show

Friday and Saturday,
September 21-22, 2018
Friday, 9 AM to 6 PM
Saturday, 9AM to 5PM
Multi-Purpose Events Center
(MPEC) 1000 5th Street
Wichita Falls, TX
\$6 Admission
\$5 Seniors (60+)
Under 12 Free

Judged Show
Over 100 Quilts on Display
Guild Boutique
Vendors Mall
Scissoring Sharpening
Raffle Quilt
Quilt Silent Auction

For more information
see our website at
WichitaFallsQuiltGuild.org
or
contact Audrey Bee
Quilt Show Chairperson
940-761-1018
940-235-5056 (cell)
akbee@sbcglobal.net

Hope to see you there!

September 2018 Pin Cushion Exchange

Name
Favorite Color?
Favorite season or holiday?
Favorite snack and beverage?
Favorite TV series or movie?
Favorite music to sew by?
Favorite author or book?
Favorite quote?
Favorite non-sewing hobby?
Favorite mode of transportation?
Hand or machine? For piecing / For quilting?
Favorite fabric brand or designer?
Favorite sewing technique?