

The Quilting Bee

Volume XXXV Issue 3

March 2019



March Guest Martha Wolf!

Martha Wolf is a local quilter who resides in McKinney, Texas. She is the author of Pinwheel Productions, an online quilting blog, and has been an avid quilter for over 25 years. During the March meeting, she will present

her lecture, Done is Better Than Perfect: A light hearted look at the UFO's that we all have and some creative ways to get those out of the closet and on their way to completion. Below you can see one of her patterns for Moda Bake Shop.



All Guild meetings are held at the Bob Duncan Center, 2800 S. Center St., Arlington, TX 76014.

Meetings begin at 6:30pm with check-in and networking time. The guild business meeting begins at 7:00, with the speaker following.


WORKSHOPS ARE HELD ON WEDNESDAY FOLLOWING THE GENERAL MEETING AT:

Church of Latter-Day Saints
3809 Curt Drive
Arlington, Texas 76016

Coming In April, Sue Nickels!

Sue will provide the lecture and workshop for our April meeting. She has been quilting for 36 years! Learn all about stitched raw edge machine appliqué in her informative workshop.

Sue's book "Stitched Raw Edge Appliqué" co-authored with her sister Pat Holly is the basis for this class. A small amount of fusible is used to seal the edge yet leaves the block soft. The machine blanket stitching makes this project secure for washing. Students will work on a practice sampler of ideas in class to learn the technique. Explore the details of inside and outside points, curves, circles and a great bias stem option. This is a technique class which allows time to explore the details of the technique. Feel confident to work on any appliqué pattern after taking this class!



Sue Nickels, our April speaker and workshop leader, will be traveling by air to our meeting. Therefore, she has requested we provide her with a newer model Bernina for demonstration purposes. She will need the machine for Wednesday, April 10, only. We promise to treat your baby with love and tenderness if you would loan one to the cause!

One free workshop to the first individual who loans me the Bernina!

Please contact Debbie Hood, 817-975-5489, for more information. As always, thank you for supporting our guild!

Sunshine and Shadow

Extra...extra...read all about it! Newsy Suzy is on the Sunshine and Shadow job! Please text or email Susan FitzGerald with any good, bad, happy or sad happenings!

Sunshine and Shadow as of 2-20-19

- ☺ Sarah Reed's daughter, Kara Reed, was accepted to TCU to complete her studies in communication. Congratulations!
- ☺ Kara Overman was admitted to Harris Hospital on Monday, February 18th for heart issues and was released on Wednesday the 20th with meds for her heart issues.
Grateful that you're on the mend!
- ☹ Evelyn Scaff, Gayle Krengel's mother and Cynthia Berend's Aunt, passed on February 17. Our deepest sympathy to your families. Our Deepest Sympathies to your family.
- ☹ Many of you know Del Jeanne Mathews, a former member of the guild. We received news that her oldest son, Cam, was killed in a hiking accident in Guyana. He was serving a mission there with his new wife and two little girls. This is the son that lost his wife, Eirene, also a past member, 6 years ago. Our heartfelt condolences are with you and your family.
- ☹ Peggy Becker's husband broke his femur and is in a rehab facility. On the way home Peggy was in a car accident. All is physically well with Peggy but her car was totaled. Wishing your hubby a speedy recovery!

Quilting Tips

Apply bias strips to bind your edges.

Got a lot of curves in your quilt? Don't want mitered corners? Cut some bias strips to bind your edges and help your needle grab the fabric. This helps your edges to look cleaner and prevent gathering.

MQP Military Quilt Project

Our 2018 quilts were taken to the Veterans Home in Bonham, Texas by the American Legion Post 60 of Arlington Texas. Thank you to all who contributed.

2019 Judged Challenge

Ribbons will be awarded

Divisions

- ◇ Quilts of Valor, for specifics see www.QOVF.org
- ◇ Other Quilts
- ◇ Group Quilts

Size Requirement: 55 x 65 to 72 x 90, ideal size 55 x 65

Quilts Due at September meeting

Judging by members at October meeting

Goal is minimum 22 quilts in recognition of the 22 Veterans who lose their battle to suicide each day.

MQP Shop my Stash UPDATE

Thank you to those who participated.

Remember your quilts are due at the September meeting.

Your \$5.00 quilt shop gift card will be given in October when we judge the quilts.



CALLING ALL MEMBERS TO HONOR YOUR LOVED ONES!

In support of our military quilt challenge, you are asked to honor your loved ones who have served in the Armed Forces or are first responders--living or deceased. We will be creating a "Board of Honor" to be shown at our meetings! Please send to Lezleigh Kleibrink at lezleigh_k@yahoo.com your loved one's name, who they serve/d with, and their occupation, as well as a picture. Feel free to give any information about them you would like to share with our membership, as we want to honor their service! If you would be willing to share about them at a meeting, please let Lezleigh know as we want to honor their service and remember why our military quilts are so important! Any questions, email Lezleigh.

Membership Notes

RAFFLE TICKETS: You can purchase raffle tickets for our beautiful donation quilt along with your membership dues. They are \$20 for a packet of 24 tickets.

PICTURES: We would like to include a picture of our members in the directory. It helps many of us put names with faces when we can't always remember names. You can email your picture to Phyllis Borton at bortonpb@reagan.com, give me a copy of a picture, or I can take a picture at the meeting.

NTQF QUILT SHOW: Remember, entrant must hold a current membership and may only enter quilts as a member of that one specific guild.

Thank You! Phyllis Borton, Membership Chair

Block Party!

President's Block

"Please Won't You Be My Neighbor"

Tammy has asked us to help build her neighborhood with all of her quilting friends. **Make any type of block, pieced, applique, embroidered, whatever combination that makes the block yours.** Blocks should be 9.5 to finish at 9 inches and include off white background.

UFO Challenge

Sign ups are still being taken. Fill out the form and give it to Kara Overman. Then just bring in the finished object to the next guild meeting and pick out a fat quarter as a reward for finishing.

Mug Rug Exchange

Our next mug rug exchange will be in April. But this time it needs to have a flower for springtime. Kara Overman



Our 2019 Donation Quilt
"Bunnies In the Garden"

Size 92" X 79"

Made by members of Friendship Stitchers

Quilted by Sabina Thompson

Designed by Nancy Spell

around two blocks by Edyta Sitar

Be sure to get your raffle tickets NOW!

Don't forget these quilt shows in March!

Ewe Otter Bee Quilting! 2019 Dallas Quilt Show
Dallas Market Hall, NW corner of I-35E and Market
Center Blvd.

March 8 – 10, 2019

Friday and Saturday 10 – 5, Sunday 12 – 5.

Tickets: Adults: \$12.00

Seniors (65+): \$11.00

Youth (Aged 13-17): \$5.00

Children (aged 12 and under): Free

Advance Tickets \$10.00 each (regardless of age)

This info from: quiltersguildofdallas.org/tickets

And just southeast of the metroplex you can attend:

Needles in the Pines Quilt Show



March 15-16, 2019 Lufkin High School Cafeteria, 309
South Medford Lane

Sponsor: The Quilt Guild of the Pinewoods

Cost: \$5.00

Our February Free-Motion Workshop was Inspiring!

We had a wonderful free-motion workshop with Susan Corbett. The ladies worked hard all day to develop their free-motion quilting skills. Come to find out, you can do it like Susan! (Well, maybe with a little bit more practice!). Thanks, Susan, for inspiring us to just do it and not worry about perfection!



VOLUNTEER HOURS

FEBRUARY 2019

Guild members who reported Volunteer Hours at the February General Meeting for a total of 350 hours this month:

Cynthia Berend, Cindy Bergman, Lisa Bradshaw, Joyce Clark, Kayleen Farrington, Maria Freitag, Debbie Hood, Charlotte Humphrey, Sharon Leary, Libby McDuffie, Pat Shelton, Christine Weiss.

Thank you, ladies, for your devotion.

Members, be sure to keep track of your time contributions for all your activities such as: Military Quilts, Linus projects, Ronald McDonald quilts, and miniature auction quilts.

Don't forget to count other hours spent on activities such as teaching friends or neighbors to sew/quilt (without monetary compensation), making quilts for disaster victims or creating donation quilts for charities.

Know that what you do for others is greatly appreciated and we want to celebrate our efforts together.

Thank you! Christine Weiss



Dear ones: hope you all are staying warm and busy. 2018 was a wonderful year for the recipients (sick kids) of the generosity of the quilters of Tarrant County. Our local chapter of Project Linus received 4,182 blankets and distributed 4,385 to children in need right here! Special thanks to Sandy Hughes, Jolene Mershon, Nancy Spell, Pat Hall, Ella Rushing, Maria Freitag, Kara Overman, Janice and David Mowery, Helga Smith, Janice Farris, Robbie Colley, Judy Liston, Patsy Martin, Kayleen Farrington, and anonymous.

By my calculations QGOA members contributed 150 fleece/flannel blankets, 200 quilts, 20 afghans, 85 kits, cash donations, and over 50 bolts of fabric. Project Linus also received yarn, all sorts of notions, quilt tops, quilt backs, batting, loose fabric scraps, yards of fabric. A huge thank you to all who have given.

The hospitals ask that the contributed blankets measure: 40 X 44 for the little ones

44 X 57 for larger kids in need of treatments.

Check out www.projectlinus.org/patterns for quilt, and knit or crochet and also

www.quiltmaker.com/projectlinus/pattern for some good ideas for new creations!

Remember the work we do for our guild and our community enriches us and generations to come. Many thanks for all you do, Elizabeth



Cancer Care Services

NEEDED:

Miniature Quilts for auction at our quilt show!!!

We have two miniature quilt categories for the show.

The first is called the "Pink Challenge" was started years ago in memory of a former member (Nancy Martinson) who passed away from breast cancer. The hope is that all proceeds of these minis will go to Cancer research. The size must not exceed 24" on any one side, 75% of the quilt must be PINK, and blocks cannot be larger than 3" finished with a minimum of 9 blocks. *The Pink Challenge quilts are due at the June guild meeting.*

CORRECTION: The second miniature quilt challenge can be of any color combination and cannot exceed 24" square. THERE ARE NO BLOCK SIZE RESTRICTIONS. Block sizes were incorrectly printed in the last newsletter. These miniatures are due at the July guild meeting.

Please be sure to go online and fill out the form (when available) for each miniature for submission to the show. When completing the registration form, you will have a choice of whether you want proceeds of the sale to go to Cancer Care Services or to QGOA.

Please attach a label, i.e., 'Linda of QGOA', or something similar. They prefer sleeves but 'corner' triangles are also acceptable.

I will bring samples to the guild meeting and I challenge every member to make at least ONE miniature quilt. Please contact me for any assistance you may need.

Linda McPherson Cell: 817-675-1971



March 2019 SafeHaven Report

Thank you so much for your donations for February. We collected many kitchen utensils, soaps, toiletries and miscellaneous items. Special thanks for all

the extra toiletries!

SOCK IT TO ME!! This month we are collecting SOCKS! Any and all new socks will be appreciated. SafeHaven especially needs women's and children's socks. Dig out those holiday socks you are not going to wear and donate them this month. Last year we collected 204 pair. Let's beat that record! Can we get 300 pair? I think so!

Again, thanks for your generosity! Cynthia Berend

Celebrating YOU!!

We will be including (if you told us yours) birthdays in our newsletters this year. Don't worry, they will not have specific dates as I would like to keep your personal information out in the web to a minimum!
Just a birth month along with the names for that month will be published.

March Birthdays

Elizabeth Carr
Penny Kilpatrick
Traci Underwood
Tina Bain
Janet Megason
Sharon Dodson
Sandy Ellison
Veronica Mowery
JoAnn Eubank
Karen Suggs
Rob Berg
Jan Waddell
Pat Hall
Kristina Hess
Elizabeth Cooper
Jana McBroom
Kathy Sisney
Beverly Francois
Carolyn Bowden
Melba Drennan
Debra Ware
Bobbie Ressler
Penny Kilpatrick
Andrea Gibson
Gayle Lacerda

April Birthdays

Sharon Ligon
Kayleen Farrington
Margaret James
Joyce Jones
Dale Scott
Pat Madrid
Suzanne Montague
Karen Raschio
Barbara Goodman
Joan Gregory
Dianah Thelen
Rhonda Weddle
Sarah Reed
Denny Cornett
Jeanette Courtney
Sue Lacy
Vickie Best
Karen Black
Valerie Ganann
Martha Turner

Welcome to Our New Members!

**Karen Miller
Janet Megason**

We are so glad to have you join us at one of our stitch groups, our monthly meetings, and some of our workshops too!

Friends, be sure to say hello to everyone you meet. We have several new and returning members joining us this year!

Get Involved! Join a Stitch Group!

****Sew-N-Sews****

Meets @ Trinity United Methodist Church
1200 W Green Oaks Room A208
1st Monday of the month unless it is a Holiday
10 am to 3 pm Bring your lunch and \$3 per person
per meeting as a donation to the church
Contact: Randa Dillon or Carolyn Bowden

****Jane and Friends****

Meets @ Quilt Among Friends
2238 Michigan Ave. Suite A
Bring 2 cans of food for the Food Pantry
2nd Monday of the Month 10:30 am-3 pm
Contact: Sherry Livingston

****Felted Wool Gathering****

Meets @ Quilt Among Friends
2238 Michigan Ave. Ste. A
Bring 2 cans of food for the Food Pantry
4th Monday of the month 10:30am
No instructors or specific projects
Contact: Gayle Lacerda

****Etcetera Art Quilt Group****

Meets @ Sew Fabricated
1st Thursday of the Month 7 pm to 8:30 pm
Contact: Denny Cornett

****Friendship Stitchers****

Meets the 1st & 3rd Thursdays 10:00 am at
First Christian Church
Contact: Helga Smith

****The Piecemakers****

Meets @ Bob Duncan Community Center
2nd & 4th Thursdays 6 pm to 10 pm
Contact: Nancy Shortino-817-466-1279

****Sew Touching-Alzheimer's & Dementia Fidget Quilts****

**2nd FRIDAY of the month
1-5pm at Sew Fabricated
Bring your sewing machine**
You're welcome to stay afterwards for the
Sew Fabricated Sewcial
Contact: Billie Brecheen



The 2019 Ronald McDonald Challenge is UNDERWAY!

Thank you for your participation in the Ronald McDonald quilt challenge! Time is flying by quickly. The quilts are due at the May guild meeting or before.

Each quilt submitted must have an entry form (included below). The guild members will be voting on these at the June potluck meeting.

The guidelines:

Ronald McDonald Challenge Fabric Quilt Guidelines

1. This challenge fabric is donated by Quilt Among Friends. Please take opportunities to thank them for their sponsorship.
2. Packet containing the challenge fabric is \$5. The quilt maker who uses this fabric and turns the quilt in at the in May 2019 guild meeting will receive a \$5 gift card from Quilt Among Friends.
3. Quilts must use a recognizable amount of the challenge fabric in the quilt.
4. Maker may use any other coordinating fabrics.
5. The quilt must be washable and have no buttons or similar items attached that could be accidentally swallowed by young children.
6. Finished quilts must be at least 50 inches on each side.
7. ****Quilts must have an entry form and turned in at the May guild meeting. You do not need to add a sleeve.
8. Entries will be displayed at the June guild meeting and members will vote on them for ribbons.

Ronald McDonald House (non-challenge fabric) Quilt

1. To be donated to Ronald McDonald House: any fabric may be used, quilts will be at least 50 in on each side, must be washable and have no buttons or similar items attached that could be accidentally swallowed by young children. These are due in May 2019.
2. ****Quilts must have an entry form and turned in at the May guild meeting. You do not need to add a sleeve
3. Entries will be displayed at the June guild meeting and members will vote on them for ribbons.

Packets are available at the general meetings beginning in July. For more information regarding RMH Ft Worth: <http://www.ftworthrmh.org/index.html>. Ronald McDonald House . . . providing a "home-away-from-home" for families with seriously ill children who travel to Fort Worth for pediatric medical care.

2019 Guild Away Retreat

We are happy to announce our upcoming away retreat for our guild members this coming year!

Please visit our table at the guild meeting to sign up for our fun retreat!

Cactus Rose Hideaway

Stephenville, TX

March 31 - April 3, 2019

20 plus occupancy

The great price given to us by our guild member, Annis Clapp, owner of Cactus Rose Hideaway is \$210 for the 3 night, 4 day retreat! Included in this price is a continental breakfast, dinner the first night and then full lunch and dinners with continental breakfast Monday and Tuesday. Check-in is no earlier than 10:00 am Sunday and a flexible noon checkout on Wednesday. Checkout the website for more details!

Ronald McDonald Challenge Entry Form

Submit an entry form for each quilt entered.

Ronald McDonald Challenge quilts at due no later than the May 2019 Guild meeting.

Each entry must have an entry form attached.

You may label your quilt if you would like.

Do not attach hanging sleeve.

Entrant _____

Entrant email address _____

Entrant Phone _____

Circle one:

Challenge Fabric Entry

Non-Challenge Fabric Entry

Quilt Name _____

Quilt Maker _____ Quilter _____

Quilt Description (some identifying feature or picture) _____

Quilt Dimensions: width _____ length _____

Quilters entering a challenge fabric quilt and turned in at the May guild will receive a \$5 gift card from Quilt Among Friends.

February Show and Tell

Presented by	Name of Quilt	Quilter	Description
Rob Berg/Don Powers	Ales for Ashley	Don Powers	Lap quilt for silent auction at Ales for Ashley. A fundraiser supporting research of brain cancer. Auction held at Legal Draft in Arlington on Feb. 23 ; 7-10pm
Debbie Hood	Farm baby quilt	Debbie Hood	Farm Panel quilt from Sew Fab w/book for new grandbaby
Debbie Hood	Bah Humbug	Debbie Hood	Miniure for the 2019 NTQF Show
Claudia Klipp	Mesmerize	Claudia Klipp	Made for my nieces' college graduation
Lauren Crespo	Modern Mayhem	Lauren Crespo	by Laurie J. Shifrin from Batik Beauties
Lauren Crespo		Sabina Thompson	Loveland Log Cabin from Judy Martin's Log Cabin Quilt book
Veronica Mowery	Strawberries	Veronica Mowery	I was lucky enough to win this UFO at our December BrownBag Auction. The 12 blocks and 7 cornerstones were finished. I finished piecing the remaining cornerstones and added the borders. It will be given to Kathy Hester to be sold during the quilt show at our guild booth
Charlotte Humphrey	Simple Gifts	Charlotte Humphrey	I free motion quilted loops, hearts, and dragonflies
Charlotte Humphrey	4 Patch On Point	Charlotte Humphrey	I liked this print so much, but there wasn't enough fabric to make it larger. I put the blocks on point to make it as large as possible. It's a lapsize
Patsy Martin	Cook Children's	Patsy Martin	Quilt for Cook Children's Hospital. If anyone has any little Ty Baby Animals they don't want anymore, I would love to have them to gift along with the quilts.
Kathy Hester	Labor of LOVE	Sandy Ellison (HUGE THANK YOU!)	King size Double Wedding Ring -100% HAND-pieced, -quilted, AND bound. Began in 1985 with my 1st quilt class of hand piecing techniques and double wedding ring table runner. Decided I would make into a queen size quilt to gift my daughter (a 10yo at the time!). Fast forward to today...my daughter Becky and her husband Josh will be celebrating their 10th

QGOA Newsletter Ad Rates

SIZE	1MO	3MO	1 YR
1/8 PAGE	\$7.50	\$22	\$85 (Business Card Size)
1/4 PAGE	\$15	\$40	\$150
1/2 PAGE	\$30	\$75	\$270
1/2 PAGE (BACK)	\$40	\$105	\$378
FULL PAGE	\$60	\$150	\$540

All ads must be print ready and fit the size requirement. Ads must be received by the 15th of the month prior to the desired publication month. Email preferred. Email ad to: freitagmaria@yahoo.com

Make payments to: QGOA

Mail payments to: Maria Freitag, 5506 Ceran Dr., Arlington, TX 76016

Guild Refreshments

In case you were wondering about how those delicious snacks appear at our guild meetings this is how it's done! Please feel free to contribute as you are able.

Snacks are provided by those whose last name begins with the letter for that month.

Jan = C, T

Feb = H, V

Mar = M

Apr = S

May = Potluck

(Board Desserts)

June = A, D, Z, E

Jul = G, L, O

Aug = B

Sep = F, I, J, K

Oct = N, P, R

Nov = U, W, X, Y

Dec = Potluck (Board Desserts)

Upcoming 2019 Activities

Sign up for your 2019 workshops! Don't wait until the last minute! Check below for the lectures and workshops scheduled for 2019. Remember to check the website for workshop info, supplies and signups.

March - Martha Wolfe - Done is Better than Perfect!

April - Sue Nickels - Machine Quilting for Today's Quilts

April - Sue Nickels - Basic stitch raw edge machine applique workshop

May - Cynthia England - Creating a pictorial quilt

May - Cynthia England - Small landscape workshop

****Remember ladies, select your landscape preference for the Cynthia England workshop****

June - Ronald McDonald

July - Cynthia Regone - Let's Swap

July - Cynthia Regone - Strip pieced stars workshop

August - Sheila Parry - Trunk Show

September - Heather Kojan - Quilt Remix: UFO's, Orphan Blocks and what was I thinking?
Fresh ideas for stale projects.

September - Heather Kojan - Log Cabin Improv workshop

October - Military Quilt Challenge

November - Sharon & Loren Wilhelm of Quilt Ideas - The Spirit of Christmas

December - Brown Bag Pot Luck

Happy Quilting!

Debbie Hood



**The Longarm Studio
is open for business!**

Check out our website for
certification and rental
details.



Creative Sewing Center
2899 W. Pioneer Pkwy., Pantego, TX 76013
www.sewfabricated.com (817) 795-1925





NORTH TEXAS QUILT FESTIVAL and Original Sewing Expo

The North Texas Quilt Festival and Original Sewing Expo will be held August 22- 24, 2019 at the Arlington Convention Center. This is a united effort of six area guilds (QGOA, Irving, Trinity Valley, Ft. Worth Modern, Ft. Worth, and Bear Creek) and The Original

Sewing Expo to provide an awesome judged quilt display, education and shopping opportunities for the area.

WE NEED YOU to make this a great quilt festival.

- Please create quilt/s to hang in the festival. QGOA has such amazing talent, and we would all like to see it exhibited.
- Submit miniatures for the miniature auction. This is one way to benefit QGOA and/or Cancer Cares. When you enter these you can choose where the profits from your mini quilt will go (QGOA or Cancer Cares). There is no entry fee for a mini that is submitted for auction. Linda McPherson will be giving more information.
- Begin making items for the guild booth to sell. Kathy Hester is our Guild Booth representative.
- Plan to buy an admission ticket from the guild. They will be available at the June meeting.
- Quilt Entry Guidelines and Divisions and Categories are included in this newsletter and on our website.

Randa Dillon

Your NTQF committee representative.

Donations for the QGOA Guild Booth have started to come in. THANK YOU!

Reminder, we're looking for items a quilter would use, or unique items that a shopper would buy and give to a special someone. Donations from multiple craft talent -- not just sewing and quilting, but anything that is homemade such as knitted and crocheted items, Homemade Jewelry, wood working, painting, paper crafting, spool and button crafts.

Some ideas include: scissor fobs, pin cushions, needle catchers, all kinds of different bags, name badge holders, items for kids, tooth fairy pillows, bibs, mug rugs, potholders, thread catchers, check book covers, eye glass holders, pillow cases, table runners, iron cases, luggage tags, slippers, casserole carrying cases, aprons, jewelry, small paintings, wall hangings, greeting cards...the list is endless.

Don't forget, QGOA is a Non-Profit 501(c)3 organization. We have donation receipts upon request.

Kathy Hester is the 2019 booth coordinator. Be sure to stop by the "Quilt Show Booth" table at the monthly guild meetings for ideas, kits and patterns for suggested items. Kathy will be collecting donated items for the 2019 Show through the Aug 13, 2019 guild meeting.

Popular items are things that will be useful to Quilters. Listed below are some links with patterns and ideas of easy things to make. Feel free to share any patterns / ideas you may have.

<http://www.threadingmyway.com/2014/06/ten-free-zippered-pouch-tutorials.html>

<https://www.sewwhatalicia.com/how-to-sew-an-easy-zipper-pouch/>

<https://www.patchworkposse.com/zipper-bag-tutorial-52-ufo-quilt-block-pick-up/>

<https://www.thetartankiwi.com/2012/11/sewing-case-tutorial.html>

<https://www.sewwhatalicia.com/how-to-make-a-totebag-in-15-minutes/>

<https://totebagfactory.com/blogs/news>

<https://www.patchworkposse.com/zipper-bag-tutorial52-ufo-quilt-block-pick-up/>

<http://www.craftpassion.com/zipper-card-pouch/2/>

<http://www.handmadiya.com/2015/10/linen-zipperbag-tutorial.html>

<https://www.peggysew.com/en/nederlands-ritszakje-in5-maten-gratis-patroon/>

<http://www.threadingmyway.com/2014/06/ten-free-zippered-pouch-tutorials.html>

<http://www.coolcrafts.com/diy-tote-bag-patterns/>

<https://crazylittleprojects.com/easy-tote-bag-tutorial/>

http://rescuedpawdesigns.com/2015/07/29/market-totebag-crochet-pattern/#.VblNM_IViko

<https://www.theblondielocks.com/diy-tassel-tote/>

<https://placeofmytaste.com/diy-tote-bag-using-fabricnapkins/>

<http://agataria.blogspot.com/2011/03/folded-owl.html>

North Texas Quilt Festival - August 22, 23, & 24, 2019

2019 NTQF Show Calendar

Event Location – Arlington Convention Center, 1200 Ballpark Way, Arlington, TX 76101

Quilt Entry/Registration (online only) – Begins 3/22/19; Ends 5/15/19

Registration for Expo Classes and Workshops - TBD

Quilt Check-In/Drop Off - Monday, August 19, 2019 12:00 – 4:00 pm
at Arlington Convention Center

Quilt Pick Up - Saturday, August 24, 5:45 pm – 7:00 pm

Quilt Entry Requirements

- ◆ All entries, photos and fees must be submitted **online** at NorthTexasQuiltFestival.com
- ◆ If assistance is needed, please contact your NTQF representative. Our QGOA Rep is Randa Dillon.
- ◆ A separate Entry with the non-refundable \$25 Entry Fee are required *for each* quilt entered in the show.
- ◆ Entrant must specify to which guild they hold a **current membership** and **may only enter quilts as a member of that one specific guild.**
- ◆ Each entry must include a color photo of your quilt. A “work-in-progress” photo is acceptable as long as the quilt is recognizable, although a pattern photo is not.
- ◆ All quilts entered must have been completed within the last five years (2014-2019).
- ◆ One quilt entry may be submitted that has been in a previous participating guild show, but not a past NTQF or juried national show.
- ◆ If an entry is withdrawn after July 15 or is not submitted at quilt check-in for the show, the entrant will not be allowed to submit an entry for the next North Texas Quilt Festival.

General Information

- ◆ Quilts must remain on display for the entire festival and must be clean, in good condition, free of animal hair and smoke.
- ◆ Quilts will be accepted in the order registered with total number of entries limited per the site and participating guild. more than one quilt, please specify your order of preference for each entry.
- ◆ Quilt width must be 96” or less due to site limitations. Quilts wider than 96” WILL NOT be accepted.
- ◆ Quilts over 90” in height have special sleeve requirements. Please see the sleeve requirements in the Quilt Preparation section.
- ◆ The Show Committee reserves the right to refuse any entry that it deems inappropriate or that does not meet the requirements.
- ◆ Quilts will be placed in size categories by the Show Committee based on the total entries received.
- ◆ Entrants are responsible for their own insurance on all items. The completed Entry Form releases North Texas Quilt Festival and Original Sewing & Quilting Expo, its officers, agents and volunteers from all liability.
- ◆ Ribbons and Awards will be given at the discretion of the Judges and Show Committee to winning quilts, not the maker(s); therefore there will only be one ribbon per award. Merit quilting ribbons will be given to quilts for exemplary hand and machine quilting. Ribbons and/or awards for special attributes may be given from participating guilds, national, and local entities.

Quilt Preparation

Sleeve – Quilts must have an attached, sewn 4” sleeve. Quilts under 24” may have a 2” sewn attached sleeve. The sleeve should be the same width as the quilt, not including the binding. The sleeve should include ½” of ease and be stitched to the quilt on both the top and bottom of the sleeve. Entries without a sewn sleeve will not be accepted.

Quilts

longer than 90” require the top of the sleeve to be placed 90” from the bottom of the quilt to ensure that the quilt will not touch the floor when hanging.

Festival Quilt Identity Label – A quilt label should be sewn on a lower back corner. The label should include: a) the name of the quilt; b) the entrant’s name; c) the entrant’s address; d) the entrant’s phone number. This is a Festival Quilt Identity Label; a personal label does not substitute, unless it includes all of the above information. To ensure impartiality in judging, please apply a fabric flap sewn or carefully safety pinned along the top edge only of the Festival Quilt Identity Label in order to conceal your personal information.

Fabric Bag – Each separate entry must be submitted to check-in in a fabric pillowcase or any fabric bag sized to fit your quilt (no plastic bags). The outside of the fabric bag must be clearly labeled with the entrant’s name and phone number in permanent lettering either sewn or in ink.

Quilts requiring special handling/packaging will not be repackaged into their special packaging. It is up to the entrant to repackage these quilts at Quilt Pick-Up. All quilts must be able to be stacked with other quilts without potential damage to your quilt or any other quilt in the show.

Quilt Check-In/Dropoff: Monday, August 19, 2019 12:00 – 4:00 pm

At Arlington Convention Center, 1200 Ballpark Way, Arlington TX 76011

Please have quilts ready for examination at Quilt Check-In for the required Festival Quilt Label and Sleeve.

Entries will not be accepted if not in a properly-labeled cloth pillowcase or bag.

You will receive a Claim Check for each quilt submitted.

If someone else will be picking up your entry, please inform the Check-In Team.

Please contact your guild NTQF Representative or arrange with a guild member for assistance in dropping off your quilts during the drop-off hours.

Quilt Pick UP: Saturday, August 24, 2019 5:45 pm – 7:00 pm

At Arlington Convention Center, 1200 Ballpark Way, Arlington TX 76011

Must have Claim Check for each quilt you are picking up.

If you cannot pick up your quilt, please make arrangements for someone to help you with this. Unclaimed quilts will receive loving foster care until they are reunited with their owners. An after- show foster care fee will be charged at 8:00 pm on Saturday, August 24, and again at 8:00 pm on each subsequent day of foster care. The fee is \$10.00 per day per quilt.

Quilts requiring special handling/packaging will not be repackaged into their special packaging. It is up to the entrant to repackage these quilts at Quilt Pick-Up. Please allow extra time for pick up as quilts packaged in standard fabric bags will be processed first.

North Texas Quilt Festival - August 22, 23, & 24, 2019 2019

Divisions & Categories

A separate Entry Form and a separate Entry Fee is required for each quilt entered in the show.

DEFINITIONS

Quilt Maker - NTQF defines the MAKER as the person who made the quilt top. The quilt-top MAKER'S status determines whether a quilt belongs in the Artisan Division or the Master Division. The status of the person who did the quilting plays no part in the Maker's status as Artisan or Master.

Artisan Division – If ***all*** of the following statements are true you may enter in the Artisan Division:

- * I have never classified as a Master in the past.
- * I have never engaged in a quilt event or activity for monetary profit (more than \$2,000 in a year). i.e., I have never formally taught quilting, quilt-related or wearable arts techniques.
- * I have not published a pattern or book on quilt-related techniques within the last 5 years.

Master Division – If ***any*** of the following statements are true you must enter under the Master Division:

- * I have been classified as a Master in the past.
- * I have engaged in a quilt event or activity for monetary profit (more than \$2,000 in a year). i.e., I have formally taught quilting, quilt-related or wearable arts techniques, or quilted professionally.
- * I have published a pattern or book on quilt-related techniques within the last 5 years.

One-Person Quilt – Only one person did the entire construction of the quilt. The quilt was pieced or appliqued, hand or machine quilted and bound by only one person.

Two-Person Quilt – A quilt to which two people contributed work. If someone else did any of the piecing, quilting or binding on a quilt, it automatically belongs in a Two-Person Category.

Group Quilt – A quilt to which three or more people contributed work. If three or more people were involved in the piecing, quilting or binding of a quilt, it belongs in a Group Quilt Category.

Quilting – All quilts must be hand or machine-quilted. No tied or tacked quilts are allowed with the exception of Crazy Quilts, which may be tied.

Artisan Division

101. Artisan Pieced Quilt

Predominately pieced or patchwork. Machine or hand quilted.

All construction of the quilt and the quilting was done by one person.

102. Artisan Applique Quilt

Predominately applique. Machine or hand quilted.

All construction of the quilt and the quilting was done by one person.

103. Artisan Two-Person Pieced Quilt

Predominately pieced or patchwork. Machine or hand quilted.

Two persons were involved in the construction and/or the quilting of the quilt.

104. Artisan Two-Person Applique Quilt

Predominately applique. Machine or hand quilted.

Two persons were involved in the construction and/or the quilting of the quilt.

Master Division

201. Master Pieced Quilt

Predominately pieced or patchwork. Machine or hand quilted.
All construction of the quilt and the quilting was done by one person.

202. Master Applique Quilt

Predominately applique. Machine or hand quilted.
All construction of the quilt and the quilting was done by one person.

203. Master Two-Person Pieced Quilt

Predominately pieced or patchwork. Machine or hand quilted.
Two persons were involved in the construction and/or the quilting of the quilt.

204. Master Two-Person Applique Quilt

Predominately applique. Machine or hand quilted.
Two persons were involved in the construction and/or the quilting of the quilt.

Open Division – These categories are not classified by Artisan or Master

301. Art Quilt

An original quilt that incorporates the use of one or more of the following: creative concepts, colors, fabrics, surface embellishments, pictorial imagery, abstract design, or landscape scenery. May be the work of one or more persons.

302. Modern Quilt, One Person

A quilt that incorporates improvisational or traditional piecing with high-contrast; alternate grid work; minimalism, asymmetry and/or expansive negative space. All construction of the quilt and the quilting of the quilt was done by only one person.

303. Modern Quilt, Two or More Persons

A quilt that incorporates improvisational or traditional piecing with high-contrast; alternate grid work; minimalism, asymmetry and/or expansive negative space. May be the work of two or more persons.

304. Other/Mixed Techniques

A quilt using one or more of the following techniques and doesn't fit into the pieced, applique, or art categories. Includes the use of household and/or antique linens used as the top or blocks, machine or hand embroidery, cathedral windows, crazy quilts, digitized printing, painted, redwork, wholecloth, and yo-yos. May be the work of one or more persons.

305-A. Group Quilt-Applique

A quilt to which three or more persons contributed work to the construction of the quilt; specifically work considered in judged criteria: block creation and assembly, binding, and/or quilting by others. This includes quilts created with blocks received in a block exchange.

305-B. Group Quilt-Pieced

A quilt to which three or more persons contributed work to the construction of the quilt; specifically work considered in judged criteria: block creation and assembly, binding, and/or quilting by others. This includes quilts created with blocks received in a block exchange.

306. Kit or Block of the Month One Person Quilt

A quilt composed of pattern(s) and fabrics packaged for retail sale. Modifications to the kit do not change the status of the quilt to a different category. All construction of the quilt and the quilting of the quilt was done by only one person.

307. Kit or Block of the Month Two or More Person Quilt

A quilt composed of pattern(s) and fabrics packaged for retail sale. Modifications to the kit do not change the status of the quilt to a different category. Two or more persons were involved in the construction and/or the quilting of the quilt.

Junior Division – These categories are not classified by Artisan or Master

NTQF is featuring a new Junior Showcase of items created by North Texas youth. There is a limited amount of space to showcase these so they will be limited in number. The Entry Fee for these items will be \$10 for the Junior Entrant. The additional \$15 will be subsidized by private donations. There will be events held around the North Texas area to offer any assistance to a junior who needs help creating their item.

Junior Quilt – Age up to 10

A quilt of any technique constructed by a person 10 years old or younger. Limited assistance by an adult is acceptable.

Junior Quilt – Age 11 to 17

A quilt of any technique constructed by a person between 11 and 17 years old. Limited assistance by an adult is acceptable.

Junior Stitched Item – Age up to 10

An item created by stitching fabric. Examples are Stuffed animals, bags, home décor items, clothing item. Limited assistance by an adult is acceptable.

Junior Stitched Item – Age 11 to 17

An item created by stitching fabric. Examples are Stuffed animals, bags, home décor items, clothing item. Limited assistance by an adult is acceptable.

2019 UFO Challenge

List the project you will be finishing each month (e.g. quilt top or finished quilt) in both the top and the bottom halves of the sheet. Return the bottom half to Kara Overman.

Feb _____

Mar _____

Apr _____

May _____

Jun _____

Jul _____

Aug _____

Sep _____

Return the bottom half to Kara Overman

Feb _____

Mar _____

Apr _____

May _____

Jun _____

Jul _____

Aug _____

Sep _____

Name _____ Phone (_____) _____ - _____