

The Quilting Bee

Volume XXXV Issue 7

July 2019

Looking forward to July!


Cynthia Regone, quilter, teacher and author, will be joining QGOA in July for a "let's Swap" Lecture and "strip pieced stars" workshop. Cynthia lectures and teaches throughout the United States.



She specializes in original wool applique projects as well as unusual combinations of colors and fabrics in her quilt designs. Her quilts have a distinctive




appearance and have won many awards including several "Best of Show". Many of her quilts have been featured in Fons and Porters magazine Love of Quilting, Quilt Works Today, and Quilting Today magazines.



Aunt Gertrude's Garden
Featured in Fons & Porter's Love of Quilting, March 2013

Her "let's swap" lecture covers the many aspects of block exchanges: how to make them successful, the pitfalls to avoid, the reasons for doing an exchange, which blocks work well, and which blocks don't. She



will show Round-Robin quilts, row quilts, uneven grid quilts, cutting bee quilts, a "keep it yourself and work on it yourself".


Join with us on Wednesday as Cynthia facilitates a workshop on "strip pieced stars" for the experienced beginner!

Coming in August!

Our very own, Sheila Parry, will provide a trunk show for guild members. and her "What was I thinking?" experience.

As many of you know, Sheila is a prolific quilter and we are very excited to learn more

about her experiences and view her beautiful quilts!



All Guild meetings are held at the Bob Duncan Center, 2800 S. Center St., Arlington, TX 76014.

Meetings begin at 6:30pm with check-in and networking time. The guild business meeting begins at 7:00, with the speaker following.

WORKSHOPS ARE HELD ON SELECT WEDNESDAYS FOLLOWING THE GENERAL MEETING AT:

Church of Latter-Day Saints
3809 Curt Dr., Arlington, Texas 76016

Block Party!

President's Block – “Won't You Be My Neighbor”

Tammy wants to build a neighborhood of house blocks from all of the guild members. She has requested 9 inch finished (9 ½ inch unfinished) house blocks with off-white or cream (not white) backgrounds. Your blocks do not have to be pieced. They could be appliqué, embroidery, or any combination. Add your personality to your blocks so they reflect you. One of my blocks has a flamingo and bright colors. Have fun!

UFO Challenge

Let's get those UFO projects finished and ready to use and enjoy. You still have time to sign up and play. Each month you finish your UFO you can earn a free fat quarter – no more waiting to the end of the year for your reward! Fill out the form found in this newsletter. The UFO challenge is ongoing. Please see Kara Overman for both June and July finishes to collect your fat quarters.

Fill the Booth – Bag Challenge

I apologize for not being there with the prizes for bag challenge. I took a short trip from standing upright down to the floor, then another short trip by ambulance to the hospital ER the night of the June guild meeting. I was released from the ER in time to go, but my husband wanted to take me home.

Please bring your bags to the July meeting where we will vote on them and the winner will take home the wonderful goodie bag. The bags will still be in time to sell at the guild booth at the North Texas Quilting and Sewing Expo in August.

NOTICE!! Christmas Charm Exchange

We will not be doing the Christmas Charm exchange in July this year. I'm just not ready to handle that activity.

Ugly Fabric Exchange

We will however, be doing the ugly fabric exchange and challenge in August. Please bring to the August meeting four 9 x 11 inch pieces of fabric or four 10 inch squares. Attach your name, either on a sticky note or pinned, to each piece of fabric. At the break you will pick up a brown bag of four different fabrics.

Then in September you will bring back a finished item. We vote for our favorite and the winner will win a specifically curated gift.



Made by members of Friendship Stitchers

Quilted by Sabina Thompson

Designed by Nancy Spell

around two blocks by Edyta Sitar



Effie, turned 99 this month and still quilts and joins us at Friendship Stitchers (and yes she still drives!). We surprised her with a cake at the last meeting. She is unable to get to the guild meetings but still checks out the newsletter and tries to stay abreast of what is going on.



Dear ones: Another great month caring for the local kids in treatment and trauma. Linus received fleece blankets, quilts, notions, lots of blocks and scrap fabric, batting, and bolts of darling kid fabric.

Special thanks to Charlotte Humphrey, Robbie Colley, Sandra Hughes (of blessed memory), Janice Farris, Veronica Mowery, Gloria Speakman, Debra Hood, The kit fairy-Jolene Mershon, the fleece fairy-Janice Mowery, the flannel fairy-David Mowery, the bolt fairy, Judy Liston, Jill Matyastik, Libby McDuffie, the polka dot princess-Nancy Spell, Maria Freitag, and anonymous for all the donations.

Linus meets the 2nd Thursday of the month at Westminster Presbyterian Church in the hall. We take out machines, a lunch, notions, and skill to make Linus quilts all day. We have a couple tables with sandwich assemblers. We have knitters and crocheters. We have folks at tables tying quilts. We meet from 9:30 to 2-ish. We have show and tell and several times a year we have trades day which is the day lots of bits of fabric are spread out on tables and the announcement is made that the trade is open. It's a chance to get more fabric to make another darling quilt for a child patient.

Again the hospitals request sizes 44 X 40 for smaller ones and 44 X 57 for the bigger kids. We service children from zero to 18 years of age.

If you are searching for a new pattern to try please check on line at www.projectlinus.org/patterns. There are patterns for all sorts of kid things. Also Quiltmaker Magazine designs a new quilt every year for Project Linus and that can be found by Googleing Project Linus pattern by quiltmaker magazine. There are archived patterns from past years.

Happy quilting and remember the work we do for our guild and our community enriches us and generations to come. Thank you .

Sincerely Elizabeth



Cancer Care Services

NEEDED: Miniatures for auction at our quilt show!!!

We have two miniature quilt categories for the show and we received many beautiful quilts for the pink challenge. Voting was held at the June meeting. Thank you so much for your participation. The second miniature quilt challenge can be of any color combination and cannot exceed 24" square. THERE ARE NO BLOCK SIZE RESTRICTIONS. Block sizes were incorrectly printed in the last newsletter. These miniatures are due at the July guild meeting. Please be sure to go online and fill out the form for each miniature for submission to the show. When completing the registration form, you will have a choice of whether you want proceeds of the sale to go to Cancer Care Services or to QGOA. Please attach a copy of the confirmation to the mini when you turn it into me. If you cannot do the online registration, please see me. Thanks.

Please make sure you have a label on your mini, i.e., 'Linda of QGOA', or something similar. They also prefer a sleeve but 'corner' triangles are also acceptable.

I will bring samples to the guild meeting and I challenge every member to make at least One miniature quilt. Please contact me for any assistance you may need. Linda McPherson Cell: 817-675-1971 or Home: 972-988-1390.

July 2019 SafeHaven

Thank you for your donations last month!

"For July we are" Packing a Purse"!

Please gather your gently used purses and pack one for a SafeHaven client. Think about what you keep in your purse and do the same for someone else.

Examples include: tissue, sample sizes of hand lotion, hand sanitizer, Chapstick, pen, pencil, notepad, feminine hygiene products, sunglasses, glasses case, coin purse and the list goes on....

Thank you in advance for your help!

Cynthia Berend



HOORAY FOR A GREAT RONALD MC DONALD CHALLENGE!

We delivered 30 quilts to the Ronald McDonald House in Fort Worth and they were happy to get them.

Thank you to: Barbara G, Charlotte H, Cynthia B, Debra H, Debra W, Jane O, Janice F, Jolene M, Joyce C, Judy L, Kathy S, Linda, Nancy S, Pat O, Patricia E, Randa D, Robbie C, Sandy B, Sharon D, Sharon L, Tory S, Veronica M, and one unknown quilter.

AND THE CHALLENGE FABRIC WINNERS ARE...



**PAT OWENS
FIRST PLACE
"STARS AND STRIPES"
Front and Back view**



**LINDA MC PHERSON
SECOND PLACE
"OH MY STARS!"**



**ROBBIE COLLEY
THIRD PLACE
"A BOY'S DREAM"**



**DEBRA WARE
HONORABLE MENTION
"GO RANGERS"**



**DEBRA HOOD
HONORABLE MENTION
"YANKEE DOODLE DOGGIE"**

THE NON-CHALLENGE FABRIC WINNERS ARE....



CYNTHIA BEREND – FIRST PLACE “ONE SCOOP OR TWO”



BARBARA GARNER – SECOND PLACE “CATS”



RANDA DILLON – THIRD PLACE “GOING TO THE TROPICS”



NANCY SPELL – HONORABLE MENTION “CHILD’S PLAY”

Cancer Care Pink Challenge Winners

**1st Place
Amy Steinart**



**3rd Place
Randa Dillon**



**2nd Place
Maria Freitag**



Congratulation Kathy Sisney on being our Golden Spool winner!

Volunteer Hours June 2019

Volunteer hours reported by our Guild members in June were 685, another outstanding amount of time. Thanks to the following members for their time and dedication: Elizabeth Cooper, Kathy Sisney, Debra Ware, Linda McPherson, Debbie Hood, Shelly Cassata, Kayleen Farrington, Jane Owen, Sharon Ligon, Charlotte Humphrey, Randa Dillon, Janice Farris, Cynthia Berend, Rose Kauhane, Judy O'Polka, Gloria Speakman, Veronica Mowery, Mary Jones, Joyce Clark, Penny Kilpatrick, Amy Steinert, Sherry Livingston, Judy Liston, Christine Weiss, Tammy Reidy. Keep in mind the many types of activities that qualify as volunteer time: making quilts for any of the projects we support; helping with many types of Guild business – hospitality, membership, donation quilt ticket sales, retreat organization, library, website ; making goods for the Guild to sell at the quilt show including mini quilts; unpaid time teaching others to sew or quilt. Please keep track of all your donated time as volunteering is part of our mission as a non-profit organization. If you were not able to report your volunteer hours at the General Meeting, be sure to fill out the volunteer hours form (from the Guild website) and send it to irishrose102003@yahoo.com. Know that what you do for others is greatly appreciated and we want to celebrate all these efforts.

Sunshine And Shadow

Extra...extra...read all about it! Newsy Suzy is on the Sunshine and Shadow job! Please text or email Susan FitzGerald with any good, bad, happy or sad happenings!

Sunshine and Shadow as of 6-22-19

- ☺ Congratulations to Effie Foster, on June 10th she celebrated her 99th birthday! Happy Birthday!
- ☺ Congratulations to Christine Weiss on her daughter's marriage. We wish you a lifetime of happiness!
- ☺ Linda McQuerry's 13 year old Granddaughter, Reanna, appendix burst on June 1st. She was rushed to the hospital, had surgery, and is recovering nicely. We're sending sunshine wishes to brighten her day!
- ☺ Jeanette Garrett had hip replacement surgery May 29th. We can't wait until you jump up, bounce back, be happy and shout 'Hurray'! It's a nice new feeling and it's a brand new day!
- ☺ Debbie Hood had surgery May 28th. She will have ongoing treatments. KEEP CALM and know you're one day closer to a full recovery!
- ☺ Kara Overman fell on June 11th and broke her elbow. She had surgery on June 20th. She is home and looking at a 4 month recovery. Rest, Relax, Recover...you're surrounded by caring thoughts and warm wishes!

- ☺ Anne Jones's sister, Roberta Belding, passed away earlier in the year from ovarian cancer. May peace replace your heartache and warmest memories remain.
- ☺ Sarah Munoz's Grandson, Nicholas Munoz, passed away on June 2nd. May it make your sorrow easier to bear knowing there are others who understand and care.
- ☺ Sandy Hughes, a longtime member, fell the end of May and hit her head. She was unconscious in ICU at Arlington Memorial Hospital for several weeks. A CAT scan revealed little or no brain activity. Sandy was unhooked from all the equipment and moved to the 2nd floor room where she passed away on June 15th. Sandy had been a member of QGOA for many, many years. Many of you will remember that she always helped with set-up for the quilt show with her good buddy, Dorothy Koeritz. She always enjoyed doing that. Sandy was a super nice person and a friend to us all, she will be missed. Our deepest condolence to her family.

Military Quilt Project

2019 Judged Challenge

Ribbons will be awarded

Divisions

Quilts of Valor

(see website for requirements. www.QOVF.org)

Other Quilts

Group Quilts

Size Requirements

55 x 65 to 72 x 90, ideal size 55 x 65

REMEMBER!

Quilts are due at the September meeting

Judging by members at the October meeting

Goal is minimum 22 quilts in recognition of the 22 Veterans who lose their battle to suicide each day.

Thank you to all those who turned in quilts last month!

Non-judged quilts may still be turned in at any meeting.

Thank You! Cindy Bergman



MILITARY BOARD

Thank you to those who have contributed pictures and info about their loved ones who are or have served our country. The purpose of the board is to remind us, as we create our quilts for the October meeting, of

all who have given everything to keep our freedoms safe.

Please either email to me, or fill out this form to return at the meeting, info about those you would like to honor who have served in the military or are a first responder. PICTURES ARE NOT NECESSARY BUT WELCOMED--I will attach their service branch logo if there is not a picture.

MEMBER NAME _____

HONOREE'S NAME _____

BRANCH OF _____



Snowball Express

FYI. Just a little information to all you quilters about a wonderful organization called "**SNOWBALL EXPRESS**". This organization has very select members. The members are kids ages 5-19 and they are members because they are the survivors of a deceased active military parent. These kids are flown into town and taken to a hotel and get to choose a quilt or blanket as a gift to comfort them. All these kids are able to relate to one another because they all have lost a parent. It is a rare opportunity to share with one another and know they are not the only one, each understands the situation of the other and many come year after year to share. It is a truly worthy cause. Besides receiving a personal blanket/quilt they are treated to airfare, hotel stay, lots of special treatment and amusement. For years these kids have come to Dallas and Ft. Worth. Last year their destination was changed to Florida. They go to the Disney parks and all the other fun activities in Florida. This is a moment in time that these precious kids can leave their burden.

Besides supporting local kids in sickness and trauma, Project Linus donates blankets to Snowball Express. If you have a desire to make a quilt for one of these kiddoes here are some tips: The kids are older so a larger quilt is good. They like themes like all kids (super heroes, sports, racing, camo, cartoon characters, movie characters, specific armed forces theme or any such appropriate fabric). **The organization makes one request-do not put the flag or flag fabric for fear that it will remind the young person of the flag presentation at his/her parent's service.** Hope this gives you some super ideas for a snowball quilt.

We have to ship those to Florida so it is requested that they be turned in by the guild meeting in October just to make sure they arrive and can get sorted in time for the kids. If you choose to make one of these, please tag those items specifically for Snowball Express. The meeting took place around the 1st week in December in Dallas and probably the same in Florida .

Thank you for your care and compassion for these kids that share such huge onus. Rest assured that this takes place sadly every year, so if not this year you can get an early start for next year. Thank you



**Less than 2 Months
until the North
Texas Quilt
Festival!!**

We have several donations, but can always use more..

Reminder, looking for items a quilter would use or unique items that a shopper would buy and give to a special someone.

Please bring to the July and August Guild Meetings and give to Kathy Hester at the Booth Table.

Donations from multiple craft talent -- not just sewing and quilting, but anything that is homemade such as knitted and crocheted items, Homemade Jewelry, wood working, painting, paper crafting, spool and button crafts.

Popular Items that we could use more of are cute bags... see Pattern links section

Larger Project Bags – Hold Individual projects

Snap or Zipper bags/pouch - hold tools and other small items

Soup Bowl Cozy – sets of 4 but individual Cozy also great

Quilts – we have 6 but could use a few more

THANK YOU to those who made bags / pouches for the June meeting challenge. The voting will be done at the July meeting, so it is not too late to enter for a chance to win an awesome prize package!

Any and all items accepted such as scissor fobs, pin cushions, needle catchers, all kinds of different bags, name badge holders, items for kids, tooth fairy pillows, bibs, mug rugs, potholders, thread catchers, check book covers, eye glass holders, pillow cases, table runners, iron cases, luggage tags, slippers, casserole carrying cases, aprons, jewelry, small paintings, wall hangings, greeting cards...the list is endless.

Don't forget, QGOA is a Non-Profit 501(c)3 organization. We have donation receipts upon request.

Popular items are things that will be useful to Quilters. Listed below are some links with patterns and ideas of easy things to make. Feel free to share any patterns / ideas you may have.

Sponsor a Junior! Sewing's Next Generation!

The Junior Division of the North Texas Quilt Festival is asking for your help. We do not want any junior to be turned away from the show due to financial reasons. If you would be willing to sponsor a junior's entry for \$10, please see Lezleigh Kleibrink. Participants will only be sponsored on an as-needed basis, and their information will be kept confidential. Questions? Email Lezleigh at lezleigh_k@yahoo.com

Do You Know Your Quilting Acronyms?

BOM = Block of the Month

BOB – Block on Board

DSM = Domestic Sewing Machine

FART = Fabric Acquisition Road Trip

FMQ – Free Motion Quilting

FOB = Fear of Binding

FQ = Fat Quarter

HIPS = Hundreds of Ideas Piling Skyward

HP – Hand Piecing

HST = Half-Square Triangle

LAQ= Long Arm Quilter

LQS = Local Quilt Shop

MAQ = Mid-Arm Quilter

PhD = Projects half Done

PIGS = Projects in Grocery Sacks

SABLE = Stash Accumulation Beyond Life Expectancy

SEX = Stash Enhancing Excursion

STASH = Special Treasures All Secretly Hidden

TGIF = Thank God It's Finished!

TOT = Tone-on-Tone

UFO = Unfinished Object

WHIMM = Works Hidden In My Mind

WIP = Work In Progress

WISP = Work In Slow Progress

WOF = Width of Fabric

WOMBAT = Waste of Money, Batting, and Time

WOW = White On White

Allpeoplequilt.com

Celebrating YOU!!

We will be including (if you told us yours) birthdays in our newsletters this year. Don't worry, they will not have specific dates as I would like to keep your personal information out in the web to a minimum!
Just a birth month along with the names for that month will be published.

July

Karen Scribner	Sabina Thompson
Rose Redding	Rose Romero
Gwen Maxwell-Williams	Yoko Cotton
Dottie Hughes	Nancy Ellen Soteriou
Marcia Brenner	Deanna Chronister
Laura Brown	Susan Sloan
Elaine Grasher	Susan Reinarz
Tammy Reidy	Ella Rushing
	Ann Jones

Upcoming 2019 Activities

Sign up for your 2019 workshops! Don't wait until the last minute! Check below for the lectures and workshops scheduled for 2019. Remember to check the website for workshop info, supplies and signups.

July - Cynthia Regone - Let's Swap

July - Cynthia Regone - Strip pieced stars workshop

August - Sheila Parry - Trunk Show

September - Heather Kojan - Quilt Remix: UFO's, Orphan Blocks and what was I thinking?
Fresh ideas for stale projects.

September - Heather Kojan - Log Cabin Improv workshop

October - Military Quilt Challenge

November - Sharon & Loren Wilhelm of Quilt Ideas - The Spirit of Christmas

December - Miss Persis' dance studio, potluck, door prizes and quilt raffle reveal!

Happy Quilting!
Debbie Hood

Get Involved! Join a Stitch Group!

****Sew-N-Sews****

Meets @ Trinity United Methodist Church
1200 W Green Oaks Room A208
1st Monday of the month unless it is a Holiday
10 am to 3 pm Bring your lunch and \$3 per person per meeting as a donation to the church
Contact: Randa Dillon or Carolyn Bowden

****Jane and Friends****

Meets @ Quilt Among Friends
2238 Michigan Ave. Suite A
Bring 2 cans of food for the Food Pantry
2nd Monday of the Month 10:30 am-3 pm

Contact: Sherry Livingston

****Felted Wool Gathering****

Meets @ Quilt Among Friends
2238 Michigan Ave. Ste. A
Bring 2 cans of food for the Food Pantry
4th Monday of the month 10:30am
No instructors or specific projects

Contact: Gayle Lacerda

****Friendship Stitchers****

Meets the 1st & 3rd Thursdays 10:00 am at
First Christian Church
Contact: Helga Smith

****Sew Touching****

Meets the 4th Thursday of the month
@ Quilt Among Friends
10am—5pm

Bring 2 cans of food for the Food Pantry
****The Piecemakers****

Meets @ Bob Duncan Community Center
2nd & 4th Thursdays 6 pm to 10 pm
Contact: Nancy Shortino-817-466-1279

Let's Quilt It!
Hand Guided Edge 2 Edge Pantographs,
Free Motion, Ruler Work
Deanna Chronister
Longarm Quilter
3700 Silkwood Trail
Arlington, Tx 76016
817-343-5113
deannadesignstx@gmail.com

Guild Refreshments

In case you were wondering about how those delicious snacks appear at our guild meetings this is how it's done! Please feel free to contribute as you are able.

Snacks are provided by those whose last name begins with the letter for that month.

Jan = C, T	June = Potluck (Board Desserts)
Feb = H, V	Jul = G, L, O
Mar = M	Aug = B
Apr = S	Sep = F, I, J, K
May = A, D, Z, E	Oct = N, P, R
	Nov = U, W, X, Y
	Dec = Potluck (Board Desserts)



Julia Icenogle is the creator of Mrs. Bobbins, a quirky quilting enthusiast who first debuted in 2008 as the star of Pickledish.com. Since then, Mrs. Bobbins has become increasingly popular among the quilting community with her ever-opinionated quips about life as a quilter.

To enjoy more of Mrs. Bobbins be sure to visit Julia's site mrsbobbins.com



The quilted apron:
just another sign that you live with a quilter.

QGOA Fall Day Retreat October 16, 17, & 18, 2019

For: QGOA Members; space is limited to 60 persons

When: Wednesday, Thursday, & Friday, October 16-18, 2019
Wed. & Thurs. 9:00 AM – 8:00 PM, Fri. 9:00 AM – 4:00 PM

Where: Eunice Activity Center, 1000 Eunice Street, Arlington 76010

Cost: \$60 per person.

Registration will begin at the July 9th guild meeting.

Forms will be available mid-June.

As previously done, registration forms will be accepted in the following order: Submitted by members in person, submitted by a member for an absent member, and then those received via snail mail.

September meeting - Non-members if space is available

QGOA Newsletter Ad Rates

SIZE	1MO	3MO	1 YR
1/8 PAGE Size)	\$7.50	\$22	\$85 (Business Card
1/4 PAGE	\$15	\$40	\$150
1/2 PAGE	\$30	\$75	\$270
1/2 PAGE (BACK)	\$40	\$105	\$378
FULL PAGE	\$60	\$150	\$540

All ads must be print ready and fit the size requirement. Ads must be received by the 15th of the month prior to the desired publication month. Email preferred. Email ad to: freitagmaria@yahoo.com

Make payments to: QGOA

Mail payments to: Maria Freitag, 5506 Ceran Dr., Arlington, TX 76016



2020 RONALD MC DONALD CHALLENGE!

Thank you Veronica Mowery for taking on the lead as the new coordinator!

Be on the lookout for the 2020 Ronald McDonald challenge.

Challenge fabric will be available soon.

In the meantime, you can start, or finish your non-challenge fabric quilt.

We delivered 30 quilts in 2019. Let's break the record in 2020!



Cactus Rose Fall 2019 Away Retreat!

Stephenville, TX

Thursday, Sept 12 – Sunday, Sept 15,
2019

\$100 Deposit – Due July 9 @ Guild Meeting

\$110 Balance – Due August 13 @ Guild Meeting

QGOA is offering an away retreat for the great price of \$210 for a 3-night, 4 day retreat! Included in this price is dinner the first night and then full lunch and dinner with continental breakfast Friday and Saturday, a great brunch on Sunday morning. Check-in is no earlier than 10:00 am Thursday and a flexible 2:00 checkout on Sunday. 20 + occupancy, sign-ups are going fast, don't miss out! Away Retreat Coordinators: Judy O'Polka & Sherry Livingston. The form for sign-up is available on the QGOA website: qgoa.org or you may sign-up at the next QGOA guild meeting we will be at the front table (jumping up & down!) Checkout the retreat website for more details: www.cactusrosehideway.com

Here are a few ideas for items to make for our QGOA booth at NTQF!!

Popular items are things that will be useful to Quilters. Listed below are some links with patterns and ideas of easy things to make. Feel free to share any patterns / ideas you may have.

Soup Bow Cozies

<https://craftwarehouse.com/sew-this-soup-bowl-cozy-free-pattern/>

<https://happyhourstitches.com/2016/12/19/soup-bowl-cozy-pattern/>

<https://www.thesprucecrafts.com/make-microwave-bowl-potholders-2978118>

Bags and Totes

<http://www.threadingmyway.com/2014/06/ten-free-zippered-pouch-tutorials.html>

<https://www.sewwhatalicia.com/how-to-sew-an-easy-zipper-pouch/>

<https://www.patchworkposse.com/zipper-bag-tutorial-52-ufo-quilt-block-pick-up/>

<https://www.thetartankiwi.com/2012/11/sewing-case-tutorial.html>

<https://www.sewwhatalicia.com/how-to-make-a-totebag-in-15-minutes/>

<https://totebagfactory.com/blogs/news>

<https://www.patchworkposse.com/zipper-bag-tutorial52-ufo-quilt-block-pick-up/>

<http://www.craftpassion.com/zipper-card-pouch/2/>

<http://www.handmadiya.com/2015/10/linen-zipperbag-tutorial.html>

<https://www.peggysew.com/en/nederlands-ritszakje-in5-maten-gratis-patroon/>

<http://www.threadingmyway.com/2014/06/ten-freezippered-pouch-tutorials.html>

<http://www.coolcrafts.com/diy-tote-bag-patterns/>

<https://crazylittleprojects.com/easy-tote-bag-tutorial/>

http://rescuedpawdesigns.com/2015/07/29/market-totebag-crochet-pattern/#.VblNM_IViko

<https://www.theblondielocks.com/diy-tassel-tote/>

<https://placeofmytaste.com/diy-tote-bag-using-fabricnapkins/>

<http://agataria.blogspot.com/2011/03/folded-owl.html>



1. Thank you to all who answered the call to enter your wonderful quilts.
2. Pre-show tickets (\$10) are available for purchase at guild meetings in July and August, or as long as they last.
3. There are two ways to volunteer for the show.
4. To volunteer for the Expo go to sewingexpo.com then events to find Arlington and then volunteer. The ambassador jobs are described there. For these, you get a free show ticket and the same day you work 4 hours.
5. To volunteer for the guild booth see Kathy Hester.
6. There should be a signup sheet at the July and August guild meetings to volunteer for other guild jobs. These may include check-in on Monday, August 19, set up on Tuesday, August 20, runner during the show, bag check during the show, judge's scribes on Wednesday, August 21, and take down after the show on Saturday the 24.
7. Those who work 4 hours or more will get a QGOA volunteer pin.
8. Finish those quilts that you entered and deliver them to the Convention Center on Monday, August 19 between noon and 5:00. If you need help getting your quilt there let me know.
9. Complete your donations for the guild booth.
10. If you have other questions just call or text me.

Randa Dillon

North Texas Quilt Festival - August 22, 23, & 24, 2019

2019 NTQF Show Calendar

Event Location – Arlington Convention Center, 1200 Ballpark Way, Arlington, TX 76101

Quilt Check-In/Drop Off - Monday, August 19, 2019 12:00 – 4:00 pm

at Arlington Convention Center

Quilt Pick Up - Saturday, August 24, 5:45 pm – 7:00 pm

Quilt Entry Requirements

- ◆ All entries, photos and fees must be submitted **online** at NorthTexasQuiltFestival.com
- ◆ If assistance is needed, please contact your NTQF representative. Our QGOA Rep is Randa Dillon.
- ◆ A separate Entry with the non-refundable \$25 Entry Fee are required *for each* quilt entered in the show.
- ◆ Entrant must specify to which guild they hold a **current membership** and **may only enter quilts as a member of that one specific guild.**
- ◆ Each entry must include a color photo of your quilt. A “work-in-progress” photo is acceptable as long as the quilt is recognizable, although a pattern photo is not.
- ◆ All quilts entered must have been completed within the last five years (2014-2019).
- ◆ One quilt entry may be submitted that has been in a previous participating guild show, but not a past NTQF or juried national show.
- ◆ If an entry is withdrawn after July 15 or is not submitted at quilt check-in for the show, the entrant will not be allowed to submit an entry for the next North Texas Quilt Festival.

General Information

- ◆ Quilts must remain on display for the entire festival and must be clean, in good condition, free of animal hair and smoke.
- ◆ Quilts will be accepted in the order registered with total number of entries limited per the site and participating guild. more than one quilt, please specify your order of preference for each entry.
- ◆ Quilt width must be 96” or less due to site limitations. Quilts wider than 96” WILL NOT be accepted.
- ◆ Quilts over 90” in height have special sleeve requirements. Please see the sleeve requirements in the Quilt Preparation section.
- ◆ The Show Committee reserves the right to refuse any entry that it deems inappropriate or that does not meet the requirements.
- ◆ Quilts will be placed in size categories by the Show Committee based on the total entries received.
- ◆ Entrants are responsible for their own insurance on all items. The completed Entry Form releases North Texas Quilt Festival and Original Sewing & Quilting Expo, its officers, agents and volunteers from all liability.
- ◆ Ribbons and Awards will be given at the discretion of the Judges and Show Committee to winning quilts, not the maker(s); therefore there will only be one ribbon per award. Merit quilting ribbons will be given to quilts for exemplary hand and machine quilting. Ribbons and/or awards for special attributes may be given from participating guilds, national, and local entities.

Quilt Preparation

Sleeve – Quilts must have an attached, sewn 4” sleeve. Quilts under 24” may have a 2” sewn attached sleeve. The sleeve should be the same width as the quilt, not including the binding. The sleeve should include ½” of ease and be stitched to the quilt on both the top and bottom of the sleeve. Entries without a sewn sleeve will not be accepted.

Quilts

longer than 90” require the top of the sleeve to be placed 90” from the bottom of the quilt to ensure that the quilt will not touch the floor when hanging.

Festival Quilt Identity Label – A quilt label should be sewn on a lower back corner. The label should include: a) the name of the quilt; b) the entrant’s name; c) the entrant’s address; d) the entrant’s phone number. This is a Festival Quilt Identity Label; a personal label does not substitute, unless it includes all of the above information. To ensure impartiality in judging, please apply a fabric flap sewn or carefully safety pinned along the top edge only of the Festival Quilt Identity Label in order to conceal your personal information.

Fabric Bag – Each separate entry must be submitted to check-in in a fabric pillowcase or any fabric bag sized to fit your quilt (no plastic bags). The outside of the fabric bag must be clearly labeled with the entrant's name and phone number in permanent lettering either sewn or in ink.

Quilts requiring special handling/packaging will not be repackaged into their special packaging. It is up to the entrant to repackage these quilts at Quilt Pick-Up. All quilts must be able to be stacked with other quilts without potential damage to your quilt or any other quilt in the show.

Quilt Check-In/Dropoff: Monday, August 19, 2019 12:00 – 4:00 pm

At Arlington Convention Center, 1200 Ballpark Way, Arlington TX 76011

Please have quilts ready for examination at Quilt Check-In for the required Festival Quilt Label and Sleeve.

Entries will not be accepted if not in a properly-labeled cloth pillowcase or bag.

You will receive a Claim Check for each quilt submitted.

If someone else will be picking up your entry, please inform the Check-In Team.

Please contact your guild NTQF Representative or arrange with a guild member for assistance in dropping off your quilts during the drop-off hours.

Quilt Pick UP: Saturday, August 24, 2019 5:45 pm – 7:00 pm

At Arlington Convention Center, 1200 Ballpark Way, Arlington TX 76011

Must have Claim Check for each quilt you are picking up.

If you cannot pick up your quilt, please make arrangements for someone to help you with this. Unclaimed quilts will receive loving foster care until they are reunited with their owners. An after-show foster care fee will be charged at 8:00 pm on Saturday, August 24, and again at 8:00 pm on each subsequent day of foster care. The fee is \$10.00 per day per quilt.

Quilts requiring special handling/packaging will not be repackaged into their special packaging. It is up to the entrant to repackage these quilts at Quilt Pick-Up. Please allow extra time for pick up as quilts packaged in standard fabric bags will be processed first.

Divisions & Categories

A separate Entry Form and a separate Entry Fee is required for each quilt entered in the show.

DEFINITIONS

Quilt Maker - NTQF defines the MAKER as the person who made the quilt top. The quilt-top MAKER'S status determines whether a quilt belongs in the Artisan Division or the Master Division. The status of the person who did the quilting plays no part in the Maker's status as Artisan or Master.

Artisan Division – If **all** of the following statements are true you may enter in the Artisan Division:

- * I have never classified as a Master in the past.
- * I have never engaged in a quilt event or activity for monetary profit (more than \$2,000 in a year). i.e., I have never formally taught quilting, quilt-related or wearable arts techniques.
- * I have not published a pattern or book on quilt-related techniques within the last 5 years.

Master Division – If **any** of the following statements are true you must enter under the Master Division:

- * I have been classified as a Master in the past.
- * I have engaged in a quilt event or activity for monetary profit (more than \$2,000 in a year). i.e., I have formally taught quilting, quilt-related or wearable arts techniques, or quilted professionally.
- * I have published a pattern or book on quilt-related techniques within the last 5 years.

One-Person Quilt – Only one person did the entire construction of the quilt. The quilt was pieced or appliqued, hand or machine quilted and bound by only one person.

Two-Person Quilt – A quilt to which two people contributed work. If someone else did any of the piecing, quilting or binding on a quilt, it automatically belongs in a Two-Person Category.

Group Quilt – A quilt to which three or more people contributed work. If three or more people were involved in the piecing, quilting or binding of a quilt, it belongs in a Group Quilt Category.

Quilting – All quilts must be hand or machine-quilted. No tied or tacked quilts are allowed with the exception of Crazy Quilts, which may be tied.

Artisan Division

101. Artisan Pieced Quilt

Predominately pieced or patchwork. Machine or hand quilted.

All construction of the quilt and the quilting was done by one person.

102. Artisan Applique Quilt

Predominately applique. Machine or hand quilted.

All construction of the quilt and the quilting was done by one person.

103. Artisan Two-Person Pieced Quilt

Predominately pieced or patchwork. Machine or hand quilted.

Two persons were involved in the construction and/or the quilting of the quilt.

104. Artisan Two-Person Applique Quilt

Predominately applique. Machine or hand quilted.

Two persons were involved in the construction and/or the quilting of the quilt.

Master Division

201. Master Pieced Quilt

Predominately pieced or patchwork. Machine or hand quilted.

All construction of the quilt and the quilting was done by one person.

202. Master Applique Quilt

Predominately applique. Machine or hand quilted.

All construction of the quilt and the quilting was done by one person.

203. Master Two-Person Pieced Quilt

Predominately pieced or patchwork. Machine or hand quilted.

Two persons were involved in the construction and/or the quilting of the quilt.

204. Master Two-Person Applique Quilt

Predominately applique. Machine or hand quilted.

Two persons were involved in the construction and/or the quilting of the quilt.

Open Division – These categories are not classified by Artisan or Master

301. Art Quilt

An original quilt that incorporates the use of one or more of the following: creative concepts, colors, fabrics, surface embellishments, pictorial imagery, abstract design, or landscape scenery. May be the work of one or more persons.

302. Modern Quilt, One Person

A quilt that incorporates improvisational or traditional piecing with high-contrast; alternate grid work; minimalism, asymmetry and/or expansive negative space. All construction of the quilt and the quilting of the quilt was done by only one person.

303. Modern Quilt, Two or More Persons

A quilt that incorporates improvisational or traditional piecing with high-contrast; alternate grid work; minimalism, asymmetry and/or expansive negative space. May be the work of two or more persons.

304. Other/Mixed Techniques

A quilt using one or more of the following techniques and doesn't fit into the pieced, applique, or art categories. Includes the use of household and/or antique linens used as the top or blocks, machine or hand embroidery, cathedral windows, crazy quilts, digitized printing, painted, redwork, wholecloth, and yo-yos. May be the work of one or more persons.

305-A. Group Quilt-Applique

A quilt to which three or more persons contributed work to the construction of the quilt; specifically work considered in judged criteria: block creation and assembly, binding, and/or quilting by others. This includes quilts created with blocks received in a block exchange.

305-B. Group Quilt-Pieced

A quilt to which three or more persons contributed work to the construction of the quilt; specifically work considered

in judged criteria: block creation and assembly, binding, and/or quilting by others. This includes quilts created with blocks received in a block exchange.

306. Kit or Block of the Month One Person Quilt

A quilt composed of pattern(s) and fabrics packaged for retail sale. Modifications to the kit do not change the status of the quilt to a different category. All construction of the quilt and the quilting of the quilt was done by only one person.

307. Kit or Block of the Month Two or More Person Quilt

A quilt composed of pattern(s) and fabrics packaged for retail sale. Modifications to the kit do not change the status of the quilt to a different category. Two or more persons were involved in the construction and/or the quilting of the quilt.

Junior Division – These categories are not classified by Artisan or Master

NTQF is featuring a new Junior Showcase of items created by North Texas youth. There is a limited amount of space to showcase these so they will be limited in number. The Entry Fee for these items will be \$10 for the Junior Entrant. The additional \$15 will be subsidized by private donations. There will be events held around the North Texas area to offer any assistance to a junior who needs help creating their item.

Junior Quilt – Age up to 10

A quilt of any technique constructed by a person 10 years old or younger. Limited assistance by an adult is acceptable.

Junior Quilt – Age 11 to 17

A quilt of any technique constructed by a person between 11 and 17 years old. Limited assistance by an adult is acceptable.

Junior Stitched Item – Age up to 10

An item created by stitching fabric. Examples are Stuffed animals, bags, home décor items, clothing item. Limited assistance by an adult is acceptable.

Junior Stitched Item – Age 11 to 17

An item created by stitching fabric. Examples are Stuffed animals, bags, home décor items, clothing item. Limited assistance by an adult is acceptable.

QGOA Volunteer Hours and Community Service

Tracking of volunteer hours is a way to document time spent by members of our guild in promotion of our craft of quilting and in service to our community. Why does this matter? Initially it helps justify our status as a non-profit organization. Just as importantly, it offers us a way to acknowledge and celebrate your dedication.

There is a log sheet available at every General Meeting for you to record your volunteer time, but we know that some members cannot make it to meetings every month. We want to make sure that all your efforts are recognized, so now you can also fill out this form and email it to the Volunteer Hours Chair (irishrose102003@yahoo.com) at your convenience, making sure that your time is counted.

What counts as volunteer hours? Activities that promotes our quilt craft or supports QGOA success -

- ◆ Time in making quilts for any of our donation projects: Wounded Warrior, Linus, Ronald McDonald or for other charitable cause such as disaster relief
- ◆ Time on Guild business: newsletter, website, library, retreats and events organization, publicity, selling tickets for donation quilt, Guild work for the charities we support
- ◆ Time for the Quilt Show: prep, publicity, set-up and take down, making products for our booth sale, making miniature quilts for the sale
- ◆ Time (unpaid) spent teaching friends, neighbors, children how to quilt
- ◆ Other charitable activity that ties into QGOA missions

So take a little time to count up and record those hours you so generously give of yourself and your skills. Volunteer names are published each month in the Newsletter and we want to thank and celebrate YOU!

Name _____ Month _____

Activity _____ Time _____

Activity _____ Time _____

Activity _____ Time _____

Activity _____ Time _____

Guide to # Hours typical for making these standard quilt sizes (*yours could be more time than these*)

Crib 36x45 12 hours

Twin 63x97 43 hours

Queen 84x102 60 hours

Throw 56x75 30 hours

Full 78x97 53 hours

King 100x102 72 hours

2019 UFO Challenge

List the project you will be finishing each month (e.g. quilt top or finished quilt) in both the top and the bottom halves of the sheet. Return the bottom half to Kara Overman.

Feb _____

Mar _____

Apr _____

May _____

Jun _____

Jul _____

Aug _____

Sep _____

Return the bottom half to Kara Overman

Feb _____

Mar _____

Apr _____

May _____

Jun _____

Jul _____

Aug _____

Sep _____

Name _____ Phone (_____) _____ - _____

Strip Pieced Star Quilt
102 X 102
Designed by Cynthia L. Regone

Block size: 24"

Finished number of blocks: 9

Fabric requirements:

Approximately 6 yards total of assorted lights and 6 yards of brights (Please feel free to use scraps to fulfill these yardage requirements.) The yardage is only an estimate. 3 yards for outside border and binding

9-3/4 yards for backing

To make one block you will need the following:

An assortment of light and bright fabrics cut into; 1", 1-1/4", 1-1/2", 1-3/4" and 2" x any length.

Scraps are especially useful in this project.

(WHEN CUTTING THE STRIPS, IT IS NOT NECESSARY TO KEEP THEM IN ORDER ACCORDING TO WIDTHS. THE STRIPS WILL BE CHOSEN RANDOMLY AND PUT INTO THE BLOCKS IN NO PARTICULAR ORDER.)

6-1/2" square ruler

Long ruler for cutting additional strips if needed

Rotary cutter/mat

Pencil

Iron/portable ironing surface

Wooden presser used when paper piecing

Sewing machine (must know how to adjust stitch length on your machine)

Basic sewing supplies

Description of class: The 24" block is divided into 16 sections. Each section is sewn on a paper foundation. The paper is used only as a foundation and will be removed after the entire block is sewn together.

Bring additional fabric to class as it is hard to estimate just how much fabric will be needed to make one block.

Kit fee: \$35 which includes pattern, 114 marking tool, 144 (6-1/2") foundation papers and 15 sheets of Spinning Star papers to make the half-square triangles for the inner border.