



The Quilting Bee

Volume XXXVI

Issue 2

FEBRUARY 2020



Our February Speaker

From the lakes of Minnesota to traveling the globe in the US Navy, Maria Hall has become a successful Master Quilter who has won several awards across Texas and Oklahoma as well as an appraiser of hundreds of quilts. She stays busy in her

recently opened studio in Highland Village with time out to travel with her husband and volunteer with Salvation Army Lewisville and Quilts of Valor.



Maria is a fun, dynamic speaker. About her presentation, One Block, 12 Quilts, she says, "I challenged myself over the past year to take just one block and each month use that block to create a different quilt. Same block, completely unique quilts, from just changing color schemes, block settings, sizes or borders. I have quilted them differently with different batting to show even more variation." Her lecture encourages quilters to look differently at patterns and blocks they did not immediately fall in love with to see the potential in ANY pattern. The program will ignite your sewing fire and stir your creative juices!

"It's All in the Sashings!"

Do you have a set of blocks that you just can't decide what to do with?

Join us at the March 2020 General Meeting as Barbara shares a series of quilts and tops that feature blocks set with sashings and cornerstones. Some are simple and others are

more involved with secondary designs created within the sashings and cornerstones. See side by side examples of the same setting and study how different they look based on the blocks and fabric choices. Features approximately 25 quilts and tops in a mix of styles including appliqué and pieced quilts.



All Guild meetings are held at the Bob Duncan Center, 2800 S. Center St., Arlington, TX 76014.

Meetings begin at 6:30pm with check-in and networking time. The guild business meeting begins at 7:00, with the speaker following.

WORKSHOPS ARE HELD ON SELECT WEDNESDAYS FOLLOWING THE GENERAL MEETING AT:

Church of Jesus Christ of Latter-day Saints

2010 S. Carrier Pkwy

Grand Prairie, TX 75051

Located between Pioneer Pkwy & Marshall/Park Row

From the President:

What a wonderful trunk show Sheila Parry shared with our members in January! I left so inspired!

I appreciate how well our members accommodated the changes in floor plan.

Welcoming visitors and new members, as well as involving all members in the activities of our guild, is a priority for us.

Things I'm looking forward to in February:

- ♥ exchanging my heart mug rug
- ♥ finishing my Ronald McDonald quilt (how about you?)
- ♥ prepping snacks for my month (H) refreshment duties
- ♥ Maria the Quilter (she's quite a character)
- ♥ dropping off donations for Safe Haven
- ♥ hanging with my homies in Dear Jane
- ♥ deciding which quilt to enter into the North Texas Quilt Festival

Your list might look different, but I hope you have something to look forward to as well. See you in February!

Debbie Hood

Calling all Miniatures!

We are on the push again for miniatures - however, we are not allowed to enter as many as we did last year! Let's start out with one mini per person per category and then if we can accept more mini's, I will let you know. Thanks so much for understanding. Any we receive over our limit will be placed in the Quilt Show booth for sale.

Regular mini's - no block larger than 4" square finished - machine or hand quilted. Minimum of 9 blocks unless it is a whole cloth or medallion style quilt. Quilt cannot exceed more than 24" on one side.

Nancy Pink Challenge Mini's - no block larger than 3" square finished - must have at least 9 blocks, either hand or machine quilted. Must be 75% pink. Cannot exceed 24" on any one side.

2020 RONALD MC DONALD CHALLENGE!

We are down to our last packet of challenge fabric for the Ronald McDonald challenge.

However, I encourage you to enter into the non-challenge fabric category!

Let's see if we can break last year's record of 30. These Ronald McDonald House quilts directly impact the needs of families by providing the comfort of home while reducing the stress and burden of the children's illness.

Remember quilts are due in May, but I'll take them now until May.

Please refer to the website for the 2020 guidelines (Entry Forms can also be found on page 9)



Quilters' Guild of Arlington

Spring Day Retreat:

February 26-28, 2020

For: QGOA Members; space is limited to 60 persons

When: Wednesday, Thursday, & Friday, February 26, 27 & 28, 2020

Wed. & Thurs. 9:00 AM – 8:00 PM, Fri. 9:00 AM – 4:00 PM

Where: Eunice Activity Center, 1000 Eunice Street, Arlington 76010

Cost: \$60 per person.

Space still available for this retreat. Forms are available on the guild website.

Please send mailed copies to Libby's address listed in the Membership book (preferred instead of the guild PO Box).



North TX 2020 Quilt Show “Guild Booth NEWS”

QGOA Guild Booth is calling on every kind of craft talent -- not just sewing and quilting, but anything that is homemade such as knitted and crocheted items, homemade jewelry, wood working, painting, paper crafting, spool, and button crafts. Think items a quilter would use or unique items that a shopper would buy and give to a special someone. Some ideas include: scissor fobs, pin cushions, needle catchers, all kinds of different bags, name badge holders, items for kids, tooth fairy pillows, bibs, mug rugs, potholders, thread catchers, check book covers, eye glass holders, pillow cases, table runners, iron cases, luggage tags, slippers, casserole carrying cases, aprons, jewelry, small paintings, wall hangings, greeting cards...the list is endless.

Kathy Hester and Lea Bailey (a new member) will be the 2020 booth coordinators. Be sure to stop by the “Quilt Show Booth” table at the monthly guild meetings for ideas, kits and patterns for suggested items. Donations can be brought to the monthly Guild meetings and dropped off at the GUILD BOOTH Table.

REMEMBER! QGOA is a Non-Profit 501(c) 3 organization. We have donation receipts upon request.

Popular items are things that will be useful to Quilters.

Listed below are some links with patterns and ideas of easy things to make. Feel free to share any patterns / ideas you may have.

<http://www.threadingmyway.com/2014/06/ten-free-zippered-pouch-tutorials.html>

<https://www.sewwhatalicia.com/how-to-sew-an-easy-zipper-pouch/>

<https://www.patchworkposse.com/zipper-bag-tutorial-52-ufo-quilt-block-pick-up/>

<https://www.thetartankiwi.com/2012/11/sewing-case-tutorial.html>

<https://www.sewwhatalicia.com/how-to-make-a-totebag-in-15-minutes/>

<https://totebagfactory.com/blogs/news>

<https://www.patchworkposse.com/zipper-bag-tutorial52-ufo-quilt-block-pick-up/>

<http://www.craftpassion.com/zipper-card-pouch/2/>

<http://www.handmadiya.com/2015/10/linen-zipperbag-tutorial.html>

<http://www.threadingmyway.com/2014/06/ten-free-zippered-pouch-tutorials.html>

<http://www.coolcrafts.com/diy-tote-bag-patterns/>

<https://crazylittleprojects.com/easy-tote-bag-tutorial/>

<http://rescuedpawdesigns.com/2015/07/29/market-totebag-crochet-pattern/>

#.VbINM_IViko

<https://www.theblondielocks.com/diy-tassel-tote/>

<https://placeofmytaste.com/diy-tote-bag-using-fabricnapkins/>

<http://agataria.blogspot.com/2011/03/folded-owl.html>

OR follow this board on Pinterest <https://pin.it/jiefiykg3tlmi2>

QGOA VOLUNTEER HOURS

January 2020

Volunteer hours reported by our Guild members in January totaled 641.

Thanks to all of our members who give so unselfishly of their time. The following Guild members reported their hours at this month's meeting for activities in December such as Linus, Veteran & Ronald McDonald quilts, Safe Haven, hospital projects, accounting, library, programs, Snowball Express, web page: Debbie Hood, Cindy Bergman, Joyce Clark, Jolene Mershon, Penny Kilpatrick, Barbara Cain, Janice Farris, Judy Liston, Ruth Lloyd, Kara Overman, Gayle Kregel, Ella Rushing, Gloria Speakman, Pat Hall, Sharon Ligon, Karen Raschio, Linda McPherson, Debra Ware, Elizabeth Cooper, Lisa Bradshaw, Karen Scribner, Christine Weiss

If you don't see your name on these monthly lists, be sure to add your hours to the log sheets at the General Meetings, or fill out the volunteer form on-line and send it to irishrose102003@yahoo.com, so that your time will be counted as well.

Know that what you do for others is greatly appreciated and we want to celebrate all your efforts.

Hi All, February 2020. Don't know of the rest, but it is great to be alive. Project Linus meets the 2nd Thursday of the month at Westminster Presbyterian Church on Trail Lake in Ft. Worth. We meet from 9:30 – 2:00ish. We bring our machines and sew together quilt sandwiches and attach labels, build blocks, take a lunch and have show and tell and just enjoy the pleasure of sewing for the courageous families that endure treatments and hospitalization in Tarrant County.

This month we would like to offer special thanks to these folks for their beautiful work: Jolene Mershon (kit fairy), Gayle Lacerda, Janice Farris, Robbie Colley, Judy Liston, Billie Brecheen, Tory Shwartzwelder, Elizabeth Carr, Sheila Kinsey, Cindy Bergman, Phyllis Borton, Helga Smith, Debra Ware, Kara Overman, Pat Hall, Randa Dillon, Veronica Mowery, Pat Owens, (Polka dot princess) Nancy Spell, Janice Mowery (fleece/flannel fairy), Susan FitzGerald, and Anonymous. If I have missed including you, please forgive and it is of assistance to me if you attach your name to your donation. Thanks for your help. FYI: one day at Quilt among Friends Gayle brought two tops to turn in, Nancy Spell grabbed them and turned them in last Thursday, beautifully quilted and bound. You all are just incredible. I say again, "Quilters are the best!"

There is a large list of facilities that Linus contributes to each month. Our chapter lead reported that just the Tarrant County chapter donated over 5000 quilt/blankets locally in year 2019. Linus also receives a huge support from local quilt shops, Quilt among Friends, Must Love Fabrics, Suddenly Sewing just to list a few. Thank you for the support from these generous shop owners and friends please give your support to them in appreciation for their kindness to our local children.

Please kiss your kids today for the blessing of their health.

As a reminder, the hospitals require some measurements.

For smaller kiddos please make them 40 X 44

For the bigger kids please make them a minimum of 57 X 44. We appreciate your help with this.

If you are hunting a new Free pattern, try the websites of www.projectlinus.org/patterns and Quilt maker Magazine has supported Project Linus for several years, by designing a specific quilt they offer free to anyone each year. There are archived patterns at their website.

Remember the work we do for our guild and our community enriches us and generations to come.

Most Sincerely, Elizabeth

Sunshine and Shadow

Sunshine and Shadow is now being covered by Pat Shelton. Please let Pat Shelton know of any happy events and those that are not so joyous. Send the information to me by text or email. My information is in the yearbook. Please don't depend on me to remember news that you just tell me. I have a very good memory, but it is very short!!!

- * Loving thoughts to Linda McPherson who lost her brother, Frank Plummer, on December 19, 2019.
- * Warm thoughts to Claudine Geisel who's father died recently.

Thank you for all the generous donations at the January meeting! We received 100 shirts and 42 pairs of pants for the teens! We also received 20 toothbrushes, soap, and other hygiene products. Thank you for all your generosity!

In February, we will be gathering underwear, socks, and bras. These items are on the urgent need list. All sizes are welcome.

In the coming months, we will be gathering sheets (twin or queen) and towels. So keep an eye out on the clearance tables for good deals. Gently used items can also be donated, so clean out those items that are the wrong color or size!

Thank you in advance for your generosity.
Karen Raschio

February Donation: Bras, Socks, Underwear all sizes

March Donation: Towels

April Donation: Toddler Socks and Toddler Shoes

May Donation: Twin or Queen Sheet Sets

And of course you can always donate



Celebrating YOU in February!!

We will be including (if you told us yours) birthdays in our newsletters this year. Don't worry, they will not have specific dates as I would like to keep your personal information out in the web to a minimum! Just a birth month along with the names for that month will be published.

Robert Montague

Laura Lowe

Harriett Wharton

Dorothy Koeritz

Machelle Athon

Joyce Clark

Phyllis Borton

Janis Hill

Helga Smith

Claudia Klipp

Cheryl Hunker

Peggy McCormick

Ann Siden

Linda McQuerry

Ruth Ann Uzzle

Marcy Morgan



Cactus Rose Spring 2020 Away Retreat Stephenville, TX!

Sunday, March 29 – Wednesday, April 1, 2020

\$100 Deposit – Due February 11 @ Guild Meeting

\$110 Balance – Due March 10 @ Guild Meeting

QGOA is offering an away retreat for the great price of \$210 for a 3-night, 4 day retreat! Included in this price is dinner the first night and then full lunch and dinner with continental breakfast Monday and Tuesday, a great brunch on Wednesday morning. Check-in is no earlier than 10:00 am Sunday and a flexible 2pm checkout on Wednesday. 20 + occupancy, sign-ups are going fast, don't miss out!

The signup form is available on 10 page of this newsletter! You may mail to me, Sherry Livingston (address in Membership Directory) or you may sign-up at the February and March QGOA guild meeting – we will be at the front table (jumping up & down!). Checkout the retreat website for more details:

www.cactusrosehideway.com

Away Retreat Coordinators: Judy O'Polka & Sherry Livingston.

(Entry form on page 10 of this newsletter)

Upcoming 2020 Activities


We have an exciting lineup for 2020!

In **April**, Bodacious Big Thread Applique, Quilting & More with Susan Cleveland 6 hours, hands-on workshop. Learn to stitch with heavy decorative threads through the machine's needle for appliqueing and quilting, to stuff applique, make prairie points with stitching and embellishments, use freezer paper for quilting designs and for designing an interestingly-shaped quilt ... while creating a precious little piece! Your choice of three patterns (available for purchase at workshop for \$8-9). (Happy Daisy 9"x11", Joy In My Heart 9"x11", Hippie Daisies 11"x20") Sign up quick!



Quilt Guild of Arlington T-Shirts

are still available!!! I have t-shirts to sell for \$15 ! They would be a great gift for the quilter in your life! You could also use the t-shirt as an encouraging gift to a younger quilter!



Linda McPherson

A new decade is here and a good time to "clean" out any kits, projects, books, material gifts you received but will never use, rulers you have duplicates of, sets of fat quarters, extra pin cushions, extra pins!!! I am collecting things for door prizes for the general guild meetings.

Gayle Kregel



QGOA's 2020 Donation Quilt
"Friends in My Garden"
 83" X 91"

Remember raffle quilt ticket sales are one of the major fundraising projects that makes it possible for our members to continue to enjoy quality speakers, classes, community outreach programs, and a free library with current editions and authors. Get your tickets from Amy Steinert or Susan FitzGerald.

The Sewcial Bee

Come enjoy a cup of tea while we work on personal projects. All ability levels welcome. This group is a great opportunity to get to know others, and we encourage newer guild members to attend.

We will be meeting the 4th Tuesday of each month at 6:30 pm at the home of Karen Raschio in North Arlington, 1133 Ridgewood Terrace, 76012. Get acquainted with other quilters. Bring a project. Bring show and tell. For more information, contact Karen at 682-808-8770 or kraschio@gmail.com

Get Involved! Join a Stitch Group!

*****Sew-N-Sews*****

Meets @ Trinity United Methodist Church
 1200 W Green Oaks Room A208

1st Monday of the month unless it is a Holiday
 10 am to 3 pm Bring your lunch and \$3 per person
 per meeting as a donation to the church

Contact: Randa Dillon or Carolyn Bowden

*****Jane and Friends*****

Meets @ Quilt Among Friends

Bring 2 cans of food for the Food Pantry
2nd Monday of the Month 10:30 am-3 pm

Contact: Sherry Livingston

*****Felted Wool Gathering*****

Meets @ Quilt Among Friends

Bring 2 cans of food for the Food Pantry

4th Monday of the month 10:30am

No instructors or specific projects

Contact: Gayle Lacerda

*****The Sewcial Bee*****

4th Tuesday of each month, 6:30 pm

1133 Ridgewood Terrace, 76012

Contact: Karen Raschio

*****Friendship Stitchers*****

Meets the **1st & 3rd Thursdays** 10:00 am at

First Christian Church

Contact: Helga Smith

*****Etcetera*****

Meets @ Quilt Among Friends

Bring 2 cans of food for the Food Pantry

1st Thursday of the month 7pm

Contact : Denny Cornett

*****The Piecemakers*****

Meets @ Bob Duncan Community Center

2nd & 4th Thursdays 6 pm to 10 pm

Contact: Debra Ware 817-909-6720

*****My Featherweight *****

Meets @ Quilt Among Friends

Bring 2 cans of food for the Food Pantry

3rd Friday of the month 10am

Contact: Debbie Boice

Show and Tell

Please remember to fill out a Show & Tell form so we can recognize you and your quilt in the newsletter.

PLEASE PRINT legibly.

Presented by	Name of Quilt	Quilter	Description
Michelle Woods	Quilter's Delight	Hastle Murray from Houston, TX	This is a Christmas gift from my 90 year YOUNG Aunt Selma Helm. Quilt of various block panel of Women in a quilting setting
Cheryl Hunker	Wedding Wishes		Made for my son and daughter-in-law. Wedding attendees were given muslin squares to sign with a message, or their name. Handquilted
Claudia Klipp	2019 Raffle Quilt		Just wanted to let everyone know that I'm thrilled to have won your raffle quilt, and know that I will take good care of it. P.S. I don't have a cat, and my dog doesn't get on my bed even when I'm not home.
Claudia Klipp	Take a Look Behind Me!!	Gina Padgett	Every year I make a scrappy quilt. This is my 2019 scrappy!
Pat Owens	Left Overs		Left Overs is my attempt to start to use up all of my left over scraps. It didn't even make a dent! I cut triangles that were sewn into strips between sashing.
Pat Owens	X's and O's		Made with charm pack, lots of scraps and a couple yards of material. I continue to make my way through my scrap pile. This is my first attempt at quilting feathers. Not perfect, but a good try.
Patsy Martin	Spools		This mini spool quilt was made while at Quilt Among Friends Quilt Shop. This is the first of three that will be given to my sister and two brothers in Mississippi. The spools are being made from our dad's silk ties, as a mini memory quilt
Patsy Martin	Half Square Triangles	Pat Madrid	This is another mini quilt done at Quilt Among Friends. It's all half square triangles. Our Own Choice size of triangles, colors, and pattern. I googled half square triangle quilt, and saw a quilt with this pattern. I like patterns that have secondary squares. My color choice was blues and yellows with thirty's prints this is a very easy and quick quilt to do.
Patsy Martin	Domino Effect		The name of this quilt is "Domino Effect". It was started, along with many others, several years ago before my husband's Alzheimer's got so bad that as his care giver, I couldn't quilt any more. A couple of weeks ago, I finally got the binding and label sewn on and given to my oldest grandson at Christmas. But what I wanted to tell you about this quilt, is that after it was quilted, it was almost thrown away. I finished the quilt at my first quilt retreat at Mt. Calm. There was a long arm quilter that everyone said was so very good, and she agreed to quilt it for me. So after it was quilted, I picked it up took it home, and opened it up. I saw where she had bunched material together in several place, and quilted right over that bunched material. Sooooo, throw it away, and cry, or cry, un-quilt it, and have it re-quilted for the second time. As you can see, I choose the latter, and if my memory is correct, I believe Sharon Schroeder quilted it.
Joyce Clark	Maypole	Carol Hoes	I wanted to make my granddaughter a quilt for her nursing school graduation. She wanted a king size in neutral colors. Given my time constraints, I thought this looked like an easy patter. Because of it's immense size, it was not, but it was totally worth it! Thanks to Carol Hoes for always executing my vision so beautifully!

Adam's Project

Adam is my son. He is working on his Eagle project for Boy Scouts. He made an announcement at the January meeting asking for people to come to a workday at Trinity United Methodist Church on Thursday, January 23rd, to cut fleece blankets for his Eagle Project. We had a great time with 11 people from the Quilt Guild helping to cut out 50 fleece blankets. The next step is on February 8th to knot and fringe on the blankets. Then he will deliver the blankets to Community Hospice. Adam is very thankful for the help of the quilters. Without your help, his project would not have been possible.

Adam welcomes anyone who would like to help knot the blankets to come on February 8 from 1-4. He will be serving ice cream sundaes and cookies! The knot is easy to do and he will teach anyone who comes.

Thank you so much to giving of your time to Adam's Project! *Karen Raschio*



Guild Refreshments

Snacks are provided by those whose last name begins with the letter for that month.

Jan = C, T	June = Potluck (Board Desserts)
Feb = H, V	Jul = G, L, O
Mar = M	Aug = B
Apr = S	Sep = F, I, J, K
May = A, D, Z, E	Oct = N, P, R
	Nov = U, W, X, Y
	Dec = Potluck (Board Desserts)

QGOA Newsletter Ad Rates

SIZE	1MO	3MO	1 YR
1/8 PAGE	\$7.50	\$22	\$85 (Business Card Size)
1/4 PAGE	\$15	\$40	\$150
1/2 PAGE	\$30	\$75	\$270
1/2 PAGE (BACK)	\$40	\$105	\$378
FULL PAGE	\$60	\$150	\$540

All ads must be print ready and fit the size requirement. Ads must be received by the 15th of the month prior to the desired publication month. Email preferred. Email ad to: freitagmaria@yahoo.com

Make payments to: QGOA

Mail payments to: Maria Freitag, 5506 Ceran Dr., Arlington, TX 76016

Ronald McDonald Challenge Entry Form



Submit an entry form for each quilt entered

- ◆ Ronald McDonald Challenge quilts are due no later than the May 2020 Guild meeting.
- ◆ Each entry must have an entry form attached.
- ◆ You may label your quilt if you would like.
- ◆ Do not attach hanging sleeve.

Entrant Name _____

Entrant email address _____

Entrant Phone _____

Circle one:

Challenge Fabric Entry

Non-Challenge Fabric Entry

Quilt Name _____

Quilt Maker _____ Quilter _____

Quilt Description (some identifying feature or picture) _____

Quilt Dimensions: width _____ length _____

Quilters entering a challenge fabric quilt and turned in at the May guild will receive a \$5 gift card from Quilt Among Friends.

QGOA – Cactus Rose Hideaway – Stephenville

Sunday, 3/29 – Wednesday, 4/1 - \$210



Registration Form

(complete this form to register)

Name _____

Address _____

City _____ State _____ Zip Code _____

Phone _____ Email _____

Emergency contact name _____

Phone number _____

I have the following food allergies or food restrictions that require special or alternative food choice:

Are you a QGOA member? _____

Desired Room Mates

1 _____

2 _____

3 _____ or,

I am open to assignment _____

We take your safety and the security of your equipment very seriously, but we will not be liable for any personal injury, loss/theft or damage anytime during the retreat. Your attendance constitutes your agreement to indemnify and hold harmless Quilt Guild of Arlington, Cactus Rose Hideaway LLC, Guy and Annis Clapp, and Clapp Legacy Partners LP from any responsibility or liability that may arise in connection with the use of Cactus Rose Hideaway LLC Retreat Center. I agree to the policies outlined above:

Signed _____

Date _____

****If mailing in the registration, please send to Sherry Livingston (address is in Membership Directory) and please include a check for the \$210 registration***

QUILTERS' GUILD OF ARLINGTON

2020 MEMBERSHIP REGISTRATION FORM

Name _____

Address _____

City _____ State _____ Zip _____

Home Phone # _____ Cell # _____

Email address: _____

Birth date (month/day) _____

Membership & Donation Quilt Raffle Ticket Options:

() **Membership (Ages 18-64) + 25 Raffle Tickets** \$30 + \$20 = \$50 _____

() Membership Ages 18-64) \$30 _____

() **Junior Members (Ages 12 – 17) + 25 Raffle Tickets** \$15 + \$20 = \$35 _____

() Junior Members (Ages 12-17) \$15 _____

() **Seniors (Ages 65- 84) + 25 Raffle Tickets** \$25 + \$20 = \$45 _____

() Seniors (Ages 65-84) \$25 _____

() **Super Senior (85 +) and 25 Raffle Tickets** \$ 0 + 20 = \$20 _____

() Super Senior (85 +) \$0 _____

() **Donation Quilt Raffle Tickets:** _____

_____ \$1 each _____ 6 Tickets for \$5 _____ **24 Tickets for \$20** _____

Cash _____ Check # _____ Credit Card _____ Total Amount Paid _____

Date _____

Check the box if you **DO NOT** want your information in the Guild Directory. DIRECTORY IS NOT ONLINE.

Check the box to **withhold your** information from the newsletter/website.

PICTURE:

Use the same picture in the current directory

Send new picture to Membership Chairperson – Phyllis Borton at bortonpb@reagan.com

Signature _____ Date _____

QUILTERS' GUILD OF ARLINGTON

2020 VOLUNTEER FORM

QGOA is one of the most prestigious guilds in Texas because of the dedication and volunteer efforts of its members. To continue our success and better serve our members,

We need YOUR help.

Please review the list below and **CIRCLE** the committee you would like to help in 2020. Some jobs can be done in your home or only at the meetings. Others involve minimum interaction with the public.

Hospitality

Door Prizes

Volunteer Hours

Golden Spool Award

Librarian Assistant

Donation Quilt

Sunshine and Shadow

Guild Products

Publicity Assistant

Permanent Quilt Collection

Historian

Sunshine & Shadow

Membership:

Greeter

New Members Coordinator

Membership Assistant

Donation Quilt

Website

Other: _____

Community Outreach:

Project Linus

Safe Haven

Ronald McDonald

Wounded Warrior Quilts

Quilting Services for donated tops

Binding quilts

Guild Activities:

Block Party

Display Case

President's Block

Retreat Coordinator or Assistant

North TX Quilt Festival

North TX Quilt Show - Booth

Programs:

Speaker Hostess

Speaker Transportation

Workshops: Set up & take down

Publicity for Programs & Workshops

Quilt Holders – Show & Tell, Programs

Name _____

Home Phone # _____

Cell # _____

Email address: _____