



# The Quilting Bee

Volume XXXVI

Issue 3

MARCH 2020




## *"It's All in the Sashings!"*

Do you have a set of blocks that you just can't decide what to do with? Join us at the March 2020 General Meeting as Barbara shares a series of quilts and tops that feature blocks set with sashings and cornerstones. Some are simple and others are more involved with secondary designs created within the sashings and cornerstones. See side by side examples of the same setting and study how different they look based on the blocks and fabric choices. Features approximately 25 quilts and tops in a mix of styles including appliqué and pieced quilts.




## *We have an exciting April Coming!*

Join one of the world's most enthusiastic personalities for ooh's, aah's, and laughter to learn a plethora of tips to increase accuracy and add fresh, interesting details with piping, prairie points, heavy threads, and embellishments. See how to take showpieces to new levels and add charming surprises to simple pieces. Susan will share real live quilts with close ups through the projector so you're sure to see oodles of detail. You may recognize many quilts as winners in AQS Paducah shows and International Quilt Festivals in Houston! Don't miss out on this good time!



And then, if you want some hands-on instruction on adding the piping, prairie points, heavy threads and embellishments, sign up for her workshop! Patterns, supplies and new things to play with will be available for purchase at the meeting and workshop. Choose 1 or the 3 patterns and gather your supplies. Registration forms, supply list and her website are all available at [QGOA.org](http://QGOA.org).



**All Guild meetings are held at the Bob Duncan Center, 2800 S. Center St., Arlington, TX 76014.**

Meetings begin at 6:30pm with check-in and networking time. The guild business meeting begins at 7:00, with the speaker following.

**WORKSHOPS ARE HELD ON SELECT WEDNESDAYS FOLLOWING THE GENERAL MEETING AT:**

*Church of Jesus Christ of Latter-day Saints*

*2010 S. Carrier Pkwy*

*Grand Prairie, TX 75051*

*Located between Pioneer Pkwy & Marshall/Park Row*

## *From the President:*

What a wonderful program from Maria Hall in February. Imagine all the things you can do with just one block! I hope that inspired you to get busy and perhaps knock out a quilt or two for the show in August!

The first meeting of the Sewcial Bees (4th Tuesday of the month) got underway and was an instant success. If you are looking for a Tuesday night group, check it out!

At our next meeting, you can still vote for the recipient of our donation quilt funds. Your choices include: Open Arms Health Clinic, SafeHaven, Mission Arlington, and Arlington Urban Ministries. See Amy to vote.

As your president, I encourage you to attend meetings, submit quilts to the show, create a miniature for auction, make some donation items for our booth, and stitch up a president's block for Tammy's quilt. Also, sign up for workshops (beat the crowd) and get those day retreat quilts out for show and tell!

As I write this, I'm off to QuiltCon in Austin. Until we meet again .... Happy Quilting!  
Debbie Hood

To the 32 members who purchased the 32 2020 challenge fabric packets, a big THANK YOU!!!!

Want to participate in the 2020 Ronald McDonald challenge, but didn't purchase a challenge fabric packet, NO PROBLEM, we have a non-challenge fabric category!!!!

Thank you to the members who have already turned in their quilts!!!!

We have a total of 8 quilts; only 22 quilts away from breaking last year's record of 30!!!!

Remember quilts are due in May, but I'll take them now until May.

Please refer to pages 11 and 12 for the 2020 guidelines and the 2020 entry form.



## **Calling all Miniatures!**

We have TWO miniature quilt categories for the show!

The first is called "Nancy's Cancer Challenge". This was started years ago in memory of a former member (Nancy Martinson) who passed away from breast cancer and originally, it was called Nancy's Pink Challenge. We have made changes to the rules to include all 26 colors that represent other cancers as well as breast cancer. The Cancer Challenge quilts are due at the May guild meeting to be voted on at the June Guild Meeting. This information was sent out to everyone on February 13th plus details are on our QGOA website and on page 10 of this newsletter.

The second miniature quilt challenge can be of any color combination. These miniatures will be due at the July guild meeting.

I challenge every member to make at least ONE miniature quilt. Please contact me for any assistance you may need. Linda McPherson Cell: 817-675-1971

## ***Sunshine and Shadow***

Sarah Munoz needs our prayers. She lost her brother-in-law, Steve James Munoz on February 11, 2020. He had fought a brave battle with cancer for 9 years!

Quilters, remember, we would love to share in the Sunshine

happenings in your life! Please feel free to send them to me. We all want to read good and happy news about



## QGOA VOLUNTEER HOURS

February 2020

**Remember, keeping track of the amount of time our members devote to Guild business and charitable efforts is one requirement for our status as a 501c3 non-profit organization. During an audit of our eligibility the reported volunteer hours is one important element that is examined. Thanks for documenting your time every month!**

Volunteer hours reported by our Guild members in January totaled 367. Thanks to all of our members who give so unselfishly of their time. The following Guild members reported their hours at this month's meeting for activities in January such as Linus, Eagle Scout project, Veteran & Ronald McDonald quilts, Safe Haven, hospital projects, accounting, library, programs, Snowball Express, web page, newsletter, hospitality: Debbie Hood, Cindy Bergman, Joyce Clark, Linda Corbin, Betsy Rush, Elaine Grasher, Randa Dillon, Theresa Sparkman, Gayle Krengel, Penny Kilpatrick, Maria Freitag, Sharon Ligon, Linda McPherson, Debra Ware, Elizabeth Cooper, Lisa Bradshaw, Kayleen Farrington, Christine Weiss

If you don't see your name on these monthly lists, be sure to add your hours to the log sheets at the General Meetings, or fill out the volunteer form on-line and send it to [irishrose102003@yahoo.com](mailto:irishrose102003@yahoo.com), so that your time will be counted as well.

Know that what you do for others is greatly appreciated and we want to celebrate all your efforts!

Christine Weiss

## March Block Party

### **President's Block**

Every year we make a block of the previous year's president's choosing. This year Tammy Reidy has chosen a spool block. The pattern can be found in the newsletter and on the website. **Please remember to use a white or white on white for the background** and any color of your choice for the spool and thread. **Pattern is on page 14 of this newsletter.**

### **Pincushion Challenge**

In April bring in a finished pincushion that will be donated to the guild's booth at the quilt show in August. Each pincushion needs to have ground walnut shells for filling. There will be some baggies of shells available at the March meeting. Members will vote for their favorite pincushion and the winner will receive a fabulous prize.

### **Meals on Wheels Coasters**

In May we will collect Spring/Summer coasters to donate as tray favors for Meals on Wheels. Last fall we collected 260 of them. I wonder how many more we collect this year?

### **What's Next!?**

Stay tune for more fun exchanges and challenges.  
Kara Overman

## Quilt Guild of Arlington T-Shirts

are still available!!! I have t-shirts to sell for \$15 ! They would be a great gift for the quilter in your life! You could also use the t-shirt as an encouraging gift to a younger quilter!



Linda McPherson



Dear ones, Project Linus is working hard to care for the Tarrant county children in treatment and need. And isn't this year just whizzing by? Linus meets the second Thursday of each month at Westminster Presbyterian church in the fellowship Hall. We meet from 9:30-2:00ish. We gather and take our machines for the ones sewing quilt sandwiches, labels or quilt tops. There are also crocheters and knitters. There are those that tie the prepared quilts and two tables that build the three layers of quilts to be sewn.

We take our lunches and there are always snacks. We also take non-perishable goods for the church's community outreach. Linus delivers about 350 quilts per month to area facilities. We have show and tell and sew and chat and sew and chat!

The hospitals request several sizes: for smaller tots 44 x 44 and for the larger kiddos 57 x 44 or anything larger. We have kits from our "Kit Fairy" that one may take home and piece, layer and quilt. Please feel free to ask me for those items.

This month project Linus would like to offer profound thanks to our members: Marie Eggleston, Betsy Rush, Judy Liston, Billie Brecheen, Janice Farris, Veronica Mowery, Randa Dillon, Janice Mowery, Dale Scott, Joyce Clark, Maria Freitag, Claudine Geisel, Rene Raschio, Gayle Krengle, Jolene Mershon, and anonymous. Please assist me by attaching your name to your donation or signing the tally for me. Thanks so much. You brighten the day of so many children and their loved ones by your generosity.

If you are hunting a new pattern please check out the projectlinus.org website and look under patterns (there are ones for crochet knit and quilt). Also Quiltmaker Magazine designs a new pattern each year specifically for Linus ( and there is an archive site there with previous years designs). I have made several of those. Just darling.

Thank you again, and remember : the work we do for our guild and our community enriches us and generations to come. And all we have to do is what we love--- SEW!!!

Thanks,  
Elizabeth

## Membership Notes

The new directories are ready for pick up! Changes for 2020: See the ads on the last two pages. *Sew Let's Quilt It* quilt shop has a coupon for 20% off of your entire regular priced purchase but the coupon expires April 15 2020. Please support these merchants & businesses for their financial investment in our guild and be sure to mention their ad in the QGOA Directory.

### QGOA's Speaker for May

Diane Harris

*"The Stash Bandit"*



What is a scrap quilt? Who can make a scrap quilt? Why would you create one? How is it done? Discover ways to pull your scraps together, strategies for using your stash and even what does not work. You may never make an ordinary quilt again!

### Thank you for your generosity!

Safe Haven was excited to receive so many pairs of underwear, socks, and bras. They said that socks, underwear, and bras are ALWAYS needed. Such a small thing can make a big difference for the people who come to their shelters with only the clothes that they are wearing.



**March Donation: Towels**

**April Donation: Toddler Socks and Toddler Shoes**

**May Donation: Twin or Queen Sheet Sets**

**And of course you can always donate any necessary items anytime!**

## ***Celebrating YOU in MARCH!!***

We will be including (if you told us yours) birthdays in our newsletters. Don't worry, they will not have specific dates as I would like to keep your personal information out in the web to a minimum!  
Just a birth month along with the names for that month will be published.

Rob Berg  
Barbara Berkus  
Carolyn Bowden  
Elizabeth Carr  
Elizabeth Cooper  
Melba Drennan  
Sandy Ellison  
Susan FitzGerald  
Pat Hall

Penny Kilpatrick  
Gayle Lacerda  
Jana McBroom  
Veronica Mowery  
Bob Ressler  
Jeannie Robinson  
Kathy Sisney  
Debra Ware



### ***Cactus Rose Spring 2020 Away Retreat Stephenville, TX!***

Sunday, March 29 – Wednesday, April 1, 2020

\$100 Deposit – Due February 11 @ Guild Meeting

\$110 Balance – Due March 10 @ Guild Meeting

QGOA is offering an away retreat for the great price of \$210 for a 3-night, 4 day retreat! Included in this price is dinner the first night and then full lunch and dinner with continental breakfast Monday and Tuesday, a great brunch on Wednesday morning. Check-in is no earlier than 10:00 am Sunday and a flexible 2pm checkout on Wednesday. 20 + occupancy, sign-ups are going fast, don't miss out!

The signup form is available on 10 page of this newsletter! You may mail to me, Sherry Livingston (address in Membership Directory) or you may sign-up at the March QGOA guild meeting – we will be at the front table (jumping up & down!). Checkout the retreat website for more details:

[www.cactusrosehideway.com](http://www.cactusrosehideway.com)

***Away Retreat Coordinators: Judy O'Polka & Sherry Livingston.***

***(Entry form on page 13 of this newsletter)***

## **2020 Military Quilt Project The Stash Buster Challenge As presented by Border Creek Station [www.bordercreekstation.com](http://www.bordercreekstation.com)**

***One block, many quilts!***

Size Requirement: 55 x 65 to 72 x 90,  
ideal size 55 x 65

Quilts to be shown/turned in at October meeting

***We will NOT be judging quilts***, just admiring them.

Goal is minimum 22 quilts in recognition of the 22 Veterans who lose their battle to suicide each day. Let's double it and make it 44!!!

If you wish to do a Quilt of Valor quilt, please see their website for requirements. QOVF.org

***Please hold Challenge quilts for October***

meeting so that we can see the many different results from one block all together.

You may turn in any other quilts you wish to make at any meeting.

Thank you's go out to Joyce Clark, Carol Hoes, Debra Hood, Charlotte Humphries, Linda McPherson, Debbie Panton, Karen Raschio, Pat Shelton, Amy Steinert, Jan Taborsky and Christine Weiss. Also, to the person who gave me a sack in the parking lot last meeting. I probably should not conduct "business" in the parking lot since I could not remember who gave me the sack. Thank you all so much, your "extra" stuff is great and makes for great door prizes. I look forward to seeing some finished projects with the things you are getting.

Gayle Kregel





**QGOA's 2020 Donation Quilt  
"Friends in My Garden"  
83" X 91"**

Phyllis Borton's inspiration  
for making this quilt came from  
Kim McLean's "Flower Garden" pattern.

Remember raffle quilt ticket sales are one of the major fundraising projects that makes it possible for our members to continue to enjoy quality speakers, classes, community outreach programs, and a free library with current editions and authors.

Raffle tickets are now for sale; \$1 each or 6/\$5. You can buy tickets via mail by sending a check to: QGOA, P.O. Box 13232, Arlington, TX 76094.

Members can also pick up their tickets from Amy Steinert or Susan FitzGerald at any QGOA General Meeting.

*The drawing will be held December 8, 2020, you need not be present to win.*

## Get Involved! Join a Stitch Group!

### **\*\*Sew-N-Sews\*\***

Meets @ Trinity United Methodist Church  
1200 W Green Oaks Room A208

**1st Monday** of the month unless it is a Holiday  
10 am to 3 pm Bring your lunch and \$3 per person  
per meeting as a donation to the church

Contact: Randa Dillon or Carolyn Bowden

### **\*\*Jane and Friends\*\***

Meets @ Quilt Among Friends

Bring 2 cans of food for the Food Pantry  
**2nd Monday** of the Month 10:30 am-3 pm

Contact: Sherry Livingston

### **\*\*Felted Wool Gathering\*\***

Meets @ Quilt Among Friends

Bring 2 cans of food for the Food Pantry

**4th Monday** of the month 10:30am

No instructors or specific projects

Contact: Gayle Lacerda

### **\*\*The Sewcial Bee\*\***

**4th Tuesday** of each month, 6:30 pm

1133 Ridgewood Terrace, 76012

Contact: Karen Raschio

### **\*\*Friendship Stitchers\*\***

Meets the **1st & 3rd Thursdays** 10:00 am at

First Christian Church

Contact: Helga Smith

### **\*\*Etcetera\*\***

Meets @ Quilt Among Friends

Bring 2 cans of food for the Food Pantry

**1st Thursday** of the month 7pm

Contact : Denny Cornett

### **\*\*The Piecemakers\*\***

Meets @ Bob Duncan Community Center

**2nd & 4th Thursdays** 6 pm to 10 pm

Contact: Debra Ware 817-909-6720

### **\*\*Featherweight Friends \*\***

Meets @ Quilt Among Friends

Bring 2 cans of food for the Food Pantry

**3rd Friday** of the month 10am

Contact: Debbie Boice

## Show and Tell

*Please remember to fill out a Show & Tell form so we can recognize you and your quilt in the newsletter.*

**PLEASE PRINT legibly.**

Presented by	Name of Quilt	Quilter	Description
Heather Schneider	Twisted Blocks		Quilt kit I have had for 10 years and finally put it together.
Mary Jones	Prairie Points		When I learned to make Prairie Points, I went on EBay and typed in Prairie Points. This came up. I know someone's grandmother must have died & non of the kids or grandkids appreciated this. In fact, I was the oly bidder! Notice the design is filled is with multi-color points, every point is a different fabric! Although I did not make this, it is too amazing not to show!!!
Kathy White	After the Rain		Inspired by David Taylor. 20 Months, 21 threads, 33 fabrics Photo: Dallas Arboretum—Photograph taken by a friend who is a photographer at Yellowstone, her website is Nature in Pixels. If anyone knows someone on the board at the Arboretum-let me know.
MaryIn Zelenz	2" Scrappy quilt	Gina Padgett	Made from 2" scrap squares
MaryIn Zelenz	Japanese Focus	Gina Padgett	Focal fabric bought in Japan. Pattern "Walkabout"
Joan Gregory	Rugby Stars From a book 'A Cut Above'	Scarlett Atkins	I got a new blue rug and wanted a quilt to go with it" There was so much wasted fabric I decided to use it to make another quilt! It's name is Leftovers :D
Randa Dillon	Dane's Quilt		I made this quilt for my grandson, Dane. His favorite color changes rapidly so I included several. This is a disappearing hourglass block.

### QGOA Newsletter Ad Rates

SIZE	1MO	3MO	1 YR
1/8 PAGE	\$7.50	\$22	\$85 (Business Card Size)
1/4 PAGE	\$15	\$40	\$150
1/2 PAGE	\$30	\$75	\$270
1/2 PAGE (BACK)	\$40	\$105	\$378
FULL PAGE	\$60	\$150	\$540

All ads must be print ready and fit the size requirement. Ads must be received by the 15th of the month prior to the desired publication month. Email preferred. Email ad to: freitagmaria@yahoo.com

**Make payments to: QGOA**

Mail payments to: Maria Freitag, 5506 Ceran Dr., Arlington, TX 76016

### ***Guild Refreshments***

***Snacks are provided by those whose last name begins with the letter for that month.***

Jan = C, T	June = Potluck (Board Desserts)
Feb = H, V	Jul = G, L, O
Mar = M	Aug = B
Apr = S	Sep = F, I, J, K
May = A, D, Z, E	Oct = N, P, R
	Nov = U, W, X, Y
	Dec= Potluck (Board Desserts)



Kroger supports nonprofit organizations in our community just by shopping at Kroger. It's easy to enroll in Kroger Community Rewards®!

***Visit [www.krogercommunityrewards.com](http://www.krogercommunityrewards.com) and choose your preferred store, create a login and link your Plus Cards to your account. Then enter NPO #DK701.***

***Use your Plus Card every time you shop to enable donations to be allocated to QGOA.***

## ***Here are some North Texas Quilt Shows!***

**Starstruck-Gun Barrel  
Quilters Guild Annual Quilt Show  
Friday, April 24, 2020 9 AM-5 PM and  
Saturday April 25, 9 AM-4 PM  
CR Legacy Event Center  
2205 W. Main (Hwy 334)  
Gun Barrel City, TX 75156**

“Over 100 judged quilts – Vendors-Raffle Quilt-Country Store – FREE Admission!

For information, map, or questions regarding quilt entries, please email in-  
for@gunbarrelquiltersguild.org.



## **NORTH TEXAS QUILT FESTIVAL and Original Sewing Expo Mark your Calendars for August 13-15, 2020 !!!**

This year the NTQF and Sewing Expo will be held at the Irving Convention Center.

This is a united effort of six area guilds (QGOA, Irving, Trinity Valley, Ft. Worth Modern, Ft. Worth, and Bear Creek) and The Original Sewing Expo to provide an awesome judged quilt display, education and shopping opportunities for the area. NOW, this is really big news...

There will be a theme category!!

The theme for the 2020 NTQF is  
“SING YOUR SONG IN FABRIC”

So---get your imagination going and join the fun in making a theme quilt. Any size quilt, less than 96 inches on a side, can be entered.

- \* WE NEED YOU to make this a great quilt festival.
- \* Please submit a quilt or two or three to hang in the festival. When making your quilts, keep in mind that no side can be more than 96 inches. QGOA has such talent and we all want to see it exhibited. The entry fee is again going to be \$25 per entry. If anyone would like to sponsor a quilt just let Randa know.
- \* Submit miniatures for the miniature auction. This is one way to benefit QGOA and/or Cancer Cares. When you enter these you can chose where the profits from your mini quilt will go (QGOA or Cancer Cares). There is no entry fee for a mini that is submitted for auction. Linda McPherson has more information in this newsletter.
- \* Begin making items for the guild booth to sell. Kathy Hester will be giving more information. Lea Bailey has generously volunteered to assist Kathy this year.
- \* Purchase your pre-show tickets. They will be available a few months before the show.
- \* Pre-order a Theme t-shirt when they are available.
- \* Online entry dates along with entry guidelines, divisions and categories will be available around March 15, 2020.
- \* Quilt entries will be due by May 15, 2020.

## **Piecemaker's of Corsicana's Annual Quilt Show**

**The Living Arts Center  
119 West 6th Avenue, Corsicana, TX 75110  
October 5, 2020 thru October 30, 2020.  
Monday thru Friday 10:00 am – 4:00 pm  
Saturday 10:00 am – 2:00 pm  
Show closes on Friday, October 30th.  
FREE Admission!**

“A month-long judged Quilt Show with approximately 100 entries. Members hand quilt next year's Donation Quilt the first few weeks of the show. This year's Donation Quilt is Texas Cabin's (Moda Texas Trails Fabric with an assortment of Texas Wildflower Fabrics), it is machine pieced and hand quilted. Set and Sew throughout Show.”

For information: corsicanaquiltquild.com  
email: pqgcorsicana@gmail.com

*Randa Dillon and Christine Weiss*

*Your NTQF committee representatives*

Show website: [www.northtexasquiltfestival.com](http://www.northtexasquiltfestival.com)

Show email: [NTQF2020@gmail.com](mailto:NTQF2020@gmail.com)

Facebook page: North Texas Quilt Festival

Original Sewing Expo info about workshop offerings:  
[www.sewingexpo.com](http://www.sewingexpo.com)





## North TX 2020 Quilt Show “Guild Booth NEWS”

QGOA Guild Booth is calling on every kind of craft talent -- not just sewing and quilting, but anything that is homemade such as knitted and crocheted items, homemade jewelry, wood working, painting, paper crafting, spool, and button crafts. Think items a quilter would use or unique items that a shopper would buy and give to a special someone. Some ideas include: scissor fobs, pin cushions, needle catchers, all kinds of different bags, name badge holders, items for kids, tooth fairy pillows, bibs, mug rugs, potholders, thread catchers, check book covers, eye glass holders, pillow cases, table runners, iron cases, luggage tags, slippers, casserole carrying cases, aprons, jewelry, small paintings, wall hangings, greeting cards...the list is endless.

Kathy Hester and Lea Bailey will be the 2020 booth coordinators. Be sure to stop by the “Quilt Show Booth” table at the monthly guild meetings for ideas, kits and patterns for suggested items. Donations can be brought to the monthly Guild meetings and dropped off at the GUILD BOOTH Table.

REMEMBER! QGOA is a Non-Profit 501(c)3 organization. We have donation receipts upon request. Popular items are things that will be useful to Quilters.

Listed below are some links with patterns and ideas of easy things to make. Feel free to share any patterns / ideas you may have.

<http://www.threadingmyway.com/2014/06/ten-free-zippered-pouch-tutorials.html>

<https://www.sewwhatalicia.com/how-to-sew-an-easy-zipper-pouch/>

<https://www.patchworkposse.com/zipper-bag-tutorial-52-ufo-quilt-block-pick-up/>

<https://www.thetartankiwi.com/2012/11/sewing-case-tutorial.html>

<https://www.sewwhatalicia.com/how-to-make-a-totebag-in-15-minutes/>

<https://totebagfactory.com/blogs/news>

<https://www.patchworkposse.com/zipper-bag-tutorial52-ufo-quilt-block-pick-up/>

<http://www.craftpassion.com/zipper-card-pouch/2/>

<http://www.handmadiya.com/2015/10/linen-zipperbag-tutorial.html>

<http://www.threadingmyway.com/2014/06/ten-freezippered-pouch-tutorials.html>

<http://www.coolcrafts.com/diy-tote-bag-patterns/>

<https://crazylittleprojects.com/easy-tote-bag-tutorial/>


[http://rescuedpawdesigns.com/2015/07/29/market-totebag-crochet-pattern/#.VbINM\\_IViko](http://rescuedpawdesigns.com/2015/07/29/market-totebag-crochet-pattern/#.VbINM_IViko)

<https://www.theblondielocks.com/diy-tassel-tote/>

<https://placeofmytaste.com/diy-tote-bag-using-fabricnapkins/>

<http://agataria.blogspot.com/2011/03/folded-owl.html>

**OR follow this board on Pinterest <https://pin.it/jiefiykg3tlmi2>**



## 2020 Miniature Auction Requirements

Cancer Challenge Miniatures due at May Guild Meeting/Voting in June



Non-Cancer Challenge Miniatures are due in July

Miniatures may be submitted for Nancy's Cancer Challenge or for Non-Challenge. No entry fee is required. All entries must be Show quality. Proceeds may be designated by maker for QGOA or for Cancer Care Services. The former "Nancy's Pink Challenge" is being updated to "Nancy's Cancer Challenge" to allow broader expression of honoring loved ones with any type cancer. See chart below for the recognized associated colors.

### General Rules:

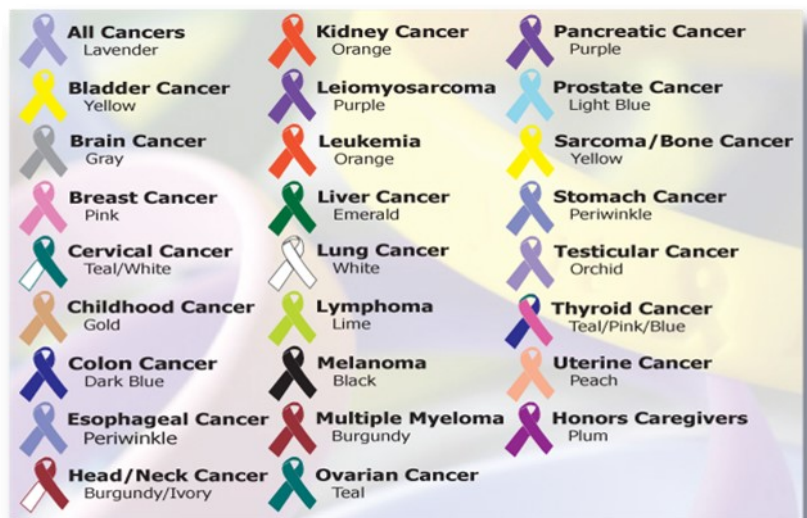
- ◆ Must be no larger than 24" on any side
- ◆ Must have a two-Inch sleeve on the back (sleeves only; no tabs)
- ◆ May not be made with a panel: will not qualify
- ◆ Must have label with name of maker & credit given to pattern maker if pattern is used.
- ◆ Must contain at least 9 blocks, each block no larger than 4" finished

Some minis will be sold in the auction and others sold in guild booth

### Nancy's Cancer Challenge:

- \* Must follow the general rules above
- \* Must be no larger than 24" on any side
- \* Must be constructed with 75% of the color associated with type of cancer represented
- \* Must have label that includes the type cancer being represented

Non-Challenge Quilts: May be a modern design, traditional, art, whole cloth or medallion (pieced or appliqued), conforming to general rules above.



## **2020 Ronald McDonald House (RMH) Quilts Challenge Guidelines**



In 2020 there are *two types of Ronald McDonald House Quilts Challenges*:

### **Ronald McDonald House Challenge Fabric Quilt Guidelines**

- ♥ This challenge fabric is donated by Quilt Among Friends. Please take opportunities to thank them for their sponsorship.
- ♥ Packet containing the challenge fabric is \$5. The quilt maker who uses this fabric and turns the quilt in at the in May 2020 guild meeting will receive a \$5 gift card from Quilt Among Friends.
- ♥ Quilts must use a recognizable amount of the challenge fabric in the quilt.
- ♥ Maker may use any other coordinating fabrics.
- ♥ The quilt must be washable and have no buttons or similar items attached that could be accidentally swallowed by young children.
- ♥ Finished quilts must be at least 50 inches on each side.

**\*\*\*Quilts must have an entry form and turned in at the May guild meeting.**

**You do not need to add a sleeve.\*\*\***

Entries will be displayed at the June guild meeting and members will vote on them for ribbons.

### **Ronald McDonald House (non-challenge fabric) Quilt Guidelines**

- ◆ To be donated to Ronald McDonald House *any fabric may be used*.
- ◆ The quilt must be washable and have no buttons or similar items attached that could be accidentally swallowed by young children.
- ◆ Finished quilts must be at least 50 inches on each side.

**\*\*\*Quilts must have an entry form and turned in at the May guild meeting.**

**You do not need to add a sleeve.\*\*\***

Entries will be displayed at the June guild meeting and members will vote on them for ribbons.

For more information regarding RMH Ft Worth: <http://www.ftworthrmh.org>.

Ronald McDonald House . . . providing a “home-away- from-home” for families with seriously ill children who travel to Fort Worth for pediatric medical care.



## 2020 Ronald McDonald House (RMH) Quilts Challenge

### Entry Form

- ◆ Submit an entry form for each quilt entered
- ◆ Ronald McDonald Challenge quilts at due no later than the May 2020 Guild meeting.
- ◆ Each entry must have an entry form attached.
- ◆ You may label your quilt if you would like.
- ◆ Do not attach hanging sleeve.

Entrant Name \_\_\_\_\_

Entrant email address \_\_\_\_\_

Entrant Phone \_\_\_\_\_

Circle one:

Challenge Fabric Entry

Non-Challenge Fabric Entry

Quilt Name \_\_\_\_\_

Quilt Maker \_\_\_\_\_ Quilter \_\_\_\_\_

Quilt Description (some identifying feature or picture) \_\_\_\_\_

Quilt Dimensions: width \_\_\_\_\_ length \_\_\_\_\_

Quilters entering a challenge fabric quilt and turned in at the May guild will receive a \$5 gift card from Quilt Among Friends.

**QGOA – Cactus Rose Hideaway – Stephenville**

**Sunday, 3/29 – Wednesday, 4/1 - \$210**



**Registration Form**

(complete this form to register)

Name \_\_\_\_\_

Address \_\_\_\_\_

City \_\_\_\_\_ State \_\_\_\_\_ Zip Code \_\_\_\_\_

Phone \_\_\_\_\_ Email \_\_\_\_\_

Emergency contact name \_\_\_\_\_

Phone number \_\_\_\_\_

I have the following food allergies or food restrictions that require special or alternative food choice:

\_\_\_\_\_

Are you a QGOA member? \_\_\_\_\_

Desired Room Mates

1 \_\_\_\_\_

2 \_\_\_\_\_

3 \_\_\_\_\_ or,

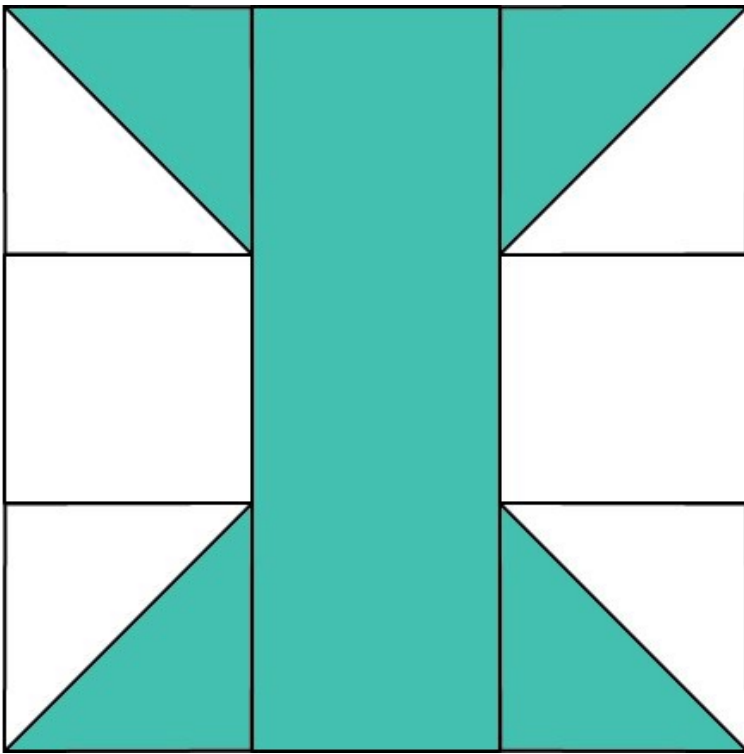
I am open to assignment \_\_\_\_\_

We take your safety and the security of your equipment very seriously, but we will not be liable for any personal injury, loss/theft or damage anytime during the retreat. Your attendance constitutes your agreement to indemnify and hold harmless Quilt Guild of Arlington, Cactus Rose Hideaway LLC, Guy and Annis Clapp, and Clapp Legacy Partners LP from any responsibility or liability that may arise in connection with the use of Cactus Rose Hideaway LLC Retreat Center. I agree to the policies outlined above:

Signed \_\_\_\_\_

Date \_\_\_\_\_

***\*If mailing in the registration, please send to Sherry Livingston (address is in Membership Directory) and please include a check for the \$210 registration***



## *Spool Block*



Here is the pattern for the spool block.  
The color of thread can be any color they wish but the white color should be white or white on white.

**Unfinished block size of 6.5".**

Number of Fabrics: 2

Number of Pieces: 7

***The finished Spool Block should measure 6 1/2" square***



(2) 3" squares

(2) 2 1/2" squares

(2) 3" squares

(1) 2 1/2" x 6 1/2" rectangle



### **Piecing**

make (4) 2 1/2" HSTs using the 3" squares.

Using a 1/4" seam allowance, sew (2) HSTs to either side of a 2 1/2" square. Press away from the HSTs.

Row should measure 3 1/2" x 6 1/2". Repeat to make (2).

Using a 1/4" seam allowance, sew rows and 2 1/2" x 6 1/2" rectangle together. Press seams toward the center of the block.

