



# The Quilting Bee

Volume XXXVI

Issue 4

APRIL 2020

## *From the President:*

As you know, we are canceling the April meeting. Although we are disappointed to miss Susan Cleveland, we will try to schedule her at a later date. In all the present uncertainty, I hope you find peace, and some time to quilt. I have already been able to spend some precious time with family. Take care of yourself and your loved ones and I hope to see you in May. We will do our best to keep you informed.

*Debbie Hood*

**All Guild meetings are held at the Bob Duncan Center, 2800 S. Center St., Arlington, TX 76014.**

Meetings begin at 6:30pm with check-in and networking time. The guild business meeting begins at 7:00, with the speaker following.

**WORKSHOPS ARE HELD ON SELECT WEDNESDAYS FOLLOWING THE GENERAL MEETING AT:**

*Church of Jesus Christ of Latter-day Saints*

*2010 S. Carrier Pkwy*

*Grand Prairie, TX 75051*

*Located between Pioneer Pkwy & Marshall/Park Row*

Due to the current situation with the COVID-19 VIRUS, the April Board Meeting, April General Meeting, stitch groups **and** the Susan Cleveland workshop are all **cancelled**. There are many opportunities for online classes, tutorials and connecting with fellow quilters online. Hopefully, we will all stay healthy, safe and catch up on quilting projects while these meetings are not possible.

***If*** things are back to normal by May, we will have The Stash Bandit, Diane Harris from Bladen



Nebraska, scheduled to be with us. Diane's scrap quilts are quite different than the ones we usually see. Take a look at her website for inspiration and ideas and to see more about the Stash Bandit.

StashBandit.net

Looking forward to June and July! June is our Potluck Dinner with programs and awards for our Ronald McDonald, Linus and Military Quilt Project programs.

In July, M. J. Kinman from Kentucky is scheduled to be with us presenting "Divas & Drama Queens: Colored

Gemstones as Design Inspiration" and leading a workshop on "Bite-size Gems - Create a Small Faceted Quilt". See more of

her creations at [mjkinman.com](http://mjkinman.com).



Dear QGOA members,  
 For those of you who may possibly twiddling your thumbs, and looking for some constructive work to do, there are some quilt kits for Project Linus kids created by our one and only Jolene Mershon! These are reasonably easy kits and the kids will appreciate a quilt made by you. My hands have been busy, I've made two sandwiches and finished the quilting and binding and a top donated by Denny Cornett, and I am surely way behind most of you. I've cooked more at home in the past week than I can remember when! These projects are a worthwhile activity and have kept me off the streets and my hands busy. Please send me an email or a call and I will do my best to get it to you or meet you somewhere convenient for us both. ~Liz Cooper

**THE DEADLINE FAST APPROACHING!!!**

Quilts, both challenge fabric quilts and non-challenge fabric quilts are due in May, but I'll take them anytime.

The quilts will be displayed at the June meeting. The guild members will vote for their favorites and ribbons will be awarded in both categories. Please refer to pages 14 and 15 for the 2020 guidelines and the 2020 entry form.



Thank you so much for the donations received at the March meeting. Those who donated are: Claudine Geisel and Michelle Woods. Your donations will go back out to someone who we hope will be able to use them. Always on the lookout for good donations.

Thanks, *Gayle Krenzel*



**Cancer Care Services**

**NEEDED: Miniatures for our Quilt Show Auction!!!**

We have two miniature quilt categories for the show.

The first is called "Nancy's Cancer Challenge". This was started years ago in memory of a former member (Nancy Martinson) who passed away from breast cancer and originally, it was called Nancy's Pink Challenge. We have made changes to the rules to include all 26 colors that represent other cancers as well as breast cancer. The Cancer Challenge quilts are due at the May guild meeting to be voted on at the June Guild Meeting. This information was sent out to everyone on February 13th plus details are on our QGOA website.

The second miniature quilt challenge can be of any color combination. These miniatures will be due at the July guild meeting.

Please Note: With the current Covid 19 crisis, I am not sure if we will have a May meeting or not – I am assuming so but since this is a day by day situation, please make your miniatures and be ready for May as planned. Thanks.

I challenge every member to make at least One miniature quilt. Please contact me for any assistance you may need. Linda McPherson  
 Cell: 817-675-1971 or Home: 972-988-1390

**Quilt Guild of Arlington T-Shirts**

are still available!!! I have t-shirts to sell for \$15 ! They would be a great gift for the quilter in your life! You could also use the t-shirt as an encouraging gift to a younger quilter!




Linda McPherson



**QGOA Member wins at Dallas Quilt Show**

Back on March 13 the city of Dallas announced a state of emergency for Dallas county due to the COVID-19 virus. All gatherings over 500 people was prohibited.

The Dallas guild then announced the quilt show was canceled. Their website has a small amount of information. Mood Indigo won 2nd place in the Master Two-person Wall quilts and Last Blooms of Summer won Honorable Mention in the same category.



**QGOA Member in Quilting Arts Magazine**

“Three of my small stitch meditations were published in the latest Quilting Arts magazine.

I don’t have a copy of it but someone in the Stitch Meditations group did, and posted pictures for me. I’m so excited! “  
Rose Kauhane



ଓଓ ଓଓ ଓଓ ଓଓ ଓଓ ଓଓ ଓଓ ଓଓ ଓଓ ଓଓ ଓଓ

**2019 Donation Quilt**

The funds raised from selling chances for our 2019 Donation Quilt “Bunnies in the Garden” allowed our guild to give a portion of those sales to SafeHaven. A check of \$694.25 was presented to the SafeHaven representative Audria Maltesberger at our March General Meeting.





Hi all: The world is strange right now. We are all house bound for safety reasons. Well, I can say I am getting a lot of things done that should have been done before. Lots of piecing and quilting and sandwiching, and counting my blessings.

We are not meeting April; we squeaked in under the wire and were able to do good things in March at Westminster Presbyterian church on Trail Lake Dr in Ft. Worth . Hopefully we will be past this hysteria by June. But stay tuned for further developments.

Project Linus would like to Thank lots of QGOA members and their generosity. Special thanks to: Sheila Kinsey, Jolene Mershon (lots of kits), Elizabeth Carr, Susan FitzGerald, Bobbye (Judy's Mom), Jill Matyastik, Janice Mowery (lots of bolts), Nancy Spell, Sherry Livingston, Ching Ling Herbert, Cindy Bergman, Phyllis Borton(what a doll), Barb Cain, Robbie Colley, Denny Cornett, Randa Dillon, Janice Farris, Maria Freitag, Joan Gregory, Pat Hall, Kathy Hester, Debra Hood, Charlotte Humphrey, Anne Jones, Penny Kilpatrick, Judy Liston, Billie Brecheen, Veronica Mowery, Kara Overman, Pat Owens, Tammy Reidy, Amy Steinert, Betsy Rush, Dale Scott, Helga Smith, Debra Ware, Christine Weiss, Sheila Parry. If I missed your name please forgive. All your generous gifts are appreciated. And the children are so lucky to have such wonderful people care about them.

As a reminder, the hospitals request sizes for the children. For the smaller kids: 44 X 44 or very similar. And for the older kids 57 X 44 at a minimum.

While we have all this time on our hands please consider checking out some websites: for Linus [www.projectlinus.org/patterns](http://www.projectlinus.org/patterns) . And Quiltmaker magazine designs a special Project Linus quilt for free. Check out [www.quiltmaker.com/projectlinus/pattern](http://www.quiltmaker.com/projectlinus/pattern). There is also an archive of the past years quilt design that you may access. As a last resort just Google any of those sites. Sometimes they change.

Remember: the work we do for our guild and our community enriches us and generations to come.

My sincere thanks, Elizabeth

## QGOA's 2020 Donation Quilt



**"Friends in My Garden"  
83" X 91"**

*Donation quilt tickets are on sale; \$1 each or 6/\$5*

*QGOA Members, did you know that we as a guild make a donation quilt each year to garner funds to support our fantastic speakers, workshops, community outreach programs, and offer a free library with current editions and authors?*

*The guild requests that each member purchase or sell at least \$20 in tickets. More ticket sales not only supports our guild but a portion will also be donated to SafeHaven. SafeHaven's mission is to end domestic violence through safety, support, prevention and social change.*

*Members may include their ticket purchase along with their Membership Form or purchase their tickets from Amy Steinert or Susan FitzGerald at any QGOA General Meeting. Tickets can be purchased via mail by sending a check to: QGOA, P.O. Box 13232, Arlington, TX 76094. We guarantee your stubs will be filled out and placed in the drawing. The drawing will be held December 8, 2020, need not be present to win.*

*A big shout out to Kim Olmedo, Sharon Ligon, and Pat Madrid for volunteering to quilt our 2021 donation quilt!*

## Getting to Know You!

Before my tween and teenage years and before I came under the influence of 4H and the county extension agent ("Take no short-cuts!") I was a Brownie. I remember learning a song that we sang at our meetings, "Make new friends but keep the old. One is silver and the other is gold." When our QGOA president, Debbie, suggested to me to find an "old" member and a "new" member to interview, then to share what I find out about each of them with the membership in our newsletter, I remembered the song from my Brownie days. The following is what I "mined" at the February meeting. They are all precious and please notice that I do not specify their age or who is silver and who is gold.

Kim Olmeda is a guild treasure and a quilting master of fabric piecing techniques. She is always looking for a challenge and she FINISHES them. Kim's bargello quilt won blue ribbon and Judges Choice awards at last summer's Quilt Expo. Kim's attention to color and precision piecing techniques is breath taking. This year she will enter her "Millie Sea Glass", a hand pieced millefiori quilt that took her 18 months to complete. Kim has been quilting for over thirty years. She had one grandmother who quilted. No other family members are interested in quilting. Presently, Kim has started a 365-day challenge by using her stash to create 3 ½ inch squares for every day in 2020. Kim's favorite day trip quilt shop destination is "Stitched with Love" located in McKinney. It is a bright and colorful store that features modern fabric designs and a full spectrum of "read as solid" fabrics like Grunge, Cork and Bella Solids. A fabric designer and long-arm quilter named Angela Walters is Kim's current favorite celebrity quilter. Kim loves to travel and dreams of living in Spain. In December, the guild will be treated during the program with a "trunk" show of Kim's quilt accomplishments.

My first impression of Toni Weiss and Donna was that they arrived at the February guild meeting with their own chauffeur. My second impression is that they are both fun and easy to talk to. Toni is a self-taught beginner quilter with confidence earned when during high school, she entered her first quilt in a competition and won

first place. She was recently inspired while attending the QGOA day retreat by the attention to measuring with quilting rulers.

Toni's current signature project involves collecting and weaving the seams cut from old denim pants to make coasters. She has volunteered to make



and donate these coasters to our booth at the NTQF this August. Presently, Toni is interested in any contributions from the guild of worn denim jeans or just the cut-out seams. Her favorite day trip quilt shop is "Quilt Among Friends" in Arlington where the fabric is terrific, and the knowledgeable staff makes her feel like family.

Donna is also a self-taught quilter. She took quilting classes over twenty years ago in New Hampshire and has recently revived her interest. Donna is a fabric collector. She is most proud of a king-sized quilt she created that features fussy-cut fabric motorcycles. Donna likes to visit "Quilt Country" in Lewisville because of their great variety of fabrics. During our conversation I got the feeling that Donna was taking in traditional quilt making approaches, but when it becomes time for her to put needle to fabric, she will do it "her way".

Hmm....I have just scratched the surface with these ladies. I'm looking forward to learning more.

Deborah Panton

## *Celebrating YOU in April !!*

We will be including (if you told us yours) birthdays in our newsletters. Don't worry, they will not have specific dates as I would like to keep your personal information out in the web to a minimum!

Just a birth month along with the names for that

Vickie Best  
Denny Cornett  
JoAnn Eubank  
Barbara Goodman  
Joan Gregory  
Joyce Jones  
Sharon Ligon

Pat Madrid  
Gloria Pena  
Karen Raschio  
Dale Scott  
Amy Steinert  
Rhonda Weddle

## Show and Tell

*Please remember to fill out a Show & Tell form so we can recognize you and your quilt in the newsletter.*

**PLEASE PRINT legibly.**

Presented by	Name of Quilt	Quilter	Description
Randa Dillon	Zoo Babies		I made this for a friend who is having a baby boy in May. The leftovers will make a Linus quilt
Elizabeth Cooper	Schlep Bag		Demonstrated by Barb Cain with directions from Susan FitzGerald. Made with dental motif fabric for my daughter
Dottie Hughes	Jingle BOM		My 2016 UFO—Ready to quilt It was a class at Quilt Among Friends. This has some pieced blocks and applique blocks
Phyllis Borton	Automation		Pieced and Appliqued all sorts of wheeled vehicles with all sorts of kid fabric and rick rack roads

### 2020 Military Quilt Project The Stash Buster Challenge

*As presented by Border Creek Station*

[www.bordercreekstation.com](http://www.bordercreekstation.com)

***One block, many quilts!***

Size Requirement: 55 x 65 to 72 x 90,  
ideal size 55 x 65

Quilts to be shown/turned in at October meeting.

***We will NOT be judging quilts***, just admiring them.

Goal is minimum 22 quilts in recognition of the 22 Veterans who lose their battle to suicide each day. Let's double it and make it 44!!!

If you wish to do a Quilt of Valor quilt, please see their website for requirements. QOVF.org

***Please hold Challenge quilts for October*** meeting so that we can see the many different results from one block all together.

You may turn in any other quilts you wish to make at any meeting.

### QGOA Day Retreat

We had 3 fun sewing days with 58 guild members at the February QGOA Day Retreat.

Was wonderful time spent with so many talented and interesting members!

The next Day Retreat is scheduled for October 7, 8 and 9.

Registration will begin about August. Looking forward to when we will all be together again!

Libby

**Thank you for your generosity!**  
**We received several large bags of towels. Thank you to all that brought things for SafeHaven. The SafeHaven representative that came to the March meeting expressed how much our donations help. Keep up the great work!**



**April and May Donations:**  
**Toddler Socks and Toddler Shoes**  
**Twin or Queen Sheet Sets**  
**And of course you can always donate any necessary items anytime!**

Kroger supports nonprofit organizations in our community just by shopping at Kroger. It's easy to enroll in Kroger Community Rewards®!



***Visit [www.krogercommunityrewards.com](http://www.krogercommunityrewards.com) and choose your preferred store, create a login and link your Plus Cards to your account. Then enter NPO #DK701. Use your Plus Card every time you shop to enable donations to be allocated to QGOA.***





## North TX 2020 Quilt Show “Guild Booth NEWS”

The quilt show seems far away and not too high on our priority lists at this time. But, August is fast approaching. It’s time to be crafting in whatever manner and working on items that YOU can donate to the booth to sell. This is one of the big fund raisers for the guild. We can provide you a tax donation form for any of your contributions.


So, allocate a bit of time during your “social distancing” to make an item or two or three that you can donate. Some suggestions are pin cushions, pot holders, scissor holders,

project bags, jar openers, bookmarks, mug rugs, coasters, table runners, jewelry pins, tree ornaments, banners, scarves, cosmetic bags, etc. Be creative! Dip into that stash you have.



Note: Commercially manufactured items can NOT be sold at this booth.

When you’ve completed a few projects or even just one, please bring it to the next guild meeting to turn in to Kathy or Lea. Remember that kit you picked up at the Day Retreat or the recent guild meeting?? Accumulating items along the way will help us immensely with inventorying, pricing, and tagging.



Questions—contact Kathy Hester [mkhester@swbell.net](mailto:mkhester@swbell.net) or Lea Bailey [lbailey695@gmail.com](mailto:lbailey695@gmail.com).

Need some creative stimulation to get you thinking?? Try looking at this link—<https://www.pinterest.com/lbailey695/quilt-guild-booth-ideas/> Or, the samples below—if you see something you’d like to try, contact Lea Bailey, for instructions and/or a kit to make one.

REMEMBER! QGOA is a Non-Profit 501(c)3 organization. We have donation receipts upon request. Popular items are things that will be useful to Quilters.

Listed below are some links with patterns and ideas of easy things to make. Feel free to share any patterns / ideas you may have.

<http://www.threadingmyway.com/2014/06/ten-free-zippered-pouch-tutorials.html>

<https://www.sewwhatalicia.com/how-to-sew-an-easy-zipper-pouch/>

<https://www.patchworkposse.com/zipper-bag-tutorial-52-ufo-quilt-block-pick-up/>

<https://www.thetartankiwi.com/2012/11/sewing-case-tutorial.html>

<https://www.sewwhatalicia.com/how-to-make-a-totebag-in-15-minutes/>

<https://totebagfactory.com/blogs/news>

<https://www.patchworkposse.com/zipper-bag-tutorial52-ufo-quilt-block-pick-up/>

<http://www.craftpassion.com/zipper-card-pouch/2/>

<http://www.handmadiya.com/2015/10/linen-zipperbag-tutorial.html>

<http://www.threadingmyway.com/2014/06/ten-freezippered-pouch-tutorials.html>

<http://www.coolcrafts.com/diy-tote-bag-patterns/>

<https://crazylittleprojects.com/easy-tote-bag-tutorial/>

[http://rescuedpawdesigns.com/2015/07/29/market-totebag-crochet-pattern/#.VbINM\\_IViko](http://rescuedpawdesigns.com/2015/07/29/market-totebag-crochet-pattern/#.VbINM_IViko)

<https://www.theblondielocks.com/diy-tassel-tote/>



***NORTH TEXAS  
QUILT FESTIVAL and  
Original Sewing Expo  
Mark your Calendars  
August 13-15, 2020 !!!***

We are keeping our hopes up that we move through this current crisis in time to have a wonderful Quilt Show in August.

So... take this opportunity to get those entries and miniatures and guild booth items going.

Mark your Calendars for August 13-15, 2020 !!!

This year the NTQF and Sewing Expo will be held at the Irving Convention Center.

The theme for the 2020 NTQF is "SING YOUR SONG IN FABRIC"

There will be a theme category. So---get your imagination going and join the fun in making a theme quilt. Any size quilt, less than 96 inches on a side, can be entered.

A few other things:

We will help you get your entries to the venue and help with picking them up

If the entry fee is hindering you from entering, there are some scholarships available

If you can provide scholarships please let Randa Dillon know

You will find the Categories and Divisions pages in this newsletter and on the QGOA website. The beginning to enter quilts has been delayed to March 31, 2020.



NTQF t-shirts are available now. The pre-show pre-order cost is \$15 but they will be \$20 at the show. We will be taking orders the next time we can meet together.

Hope to see you all soon,  
Randa Dillon

Show website: [www.northtexasquiltfestival.com](http://www.northtexasquiltfestival.com)

Show email: [NTQF2020@gmail.com](mailto:NTQF2020@gmail.com)

[Sewingexpo.com](http://Sewingexpo.com)



# North Texas Quilt Festival - August 13, 14, & 15, 2020

## 2020 Quilt Entry Instructions

### NTQF Show Calendar

Event Dates – Thursday, Friday, and Saturday, August 13, 14, & 15, 2020

Event Location – Irving Convention Center at Las Colinas, 500 West Las Colinas Boulevard, Irving, TX 75039

Quilt Entry/Registration (online only) – Begins 3/31/20; Ends 5/15/20

Registration for Expo Classes and Workshops – mid-May

Quilt Check-In/Drop Off - Monday, August 10, 2020 12:00 – 4:00 pm at Irving Convention Center

Quilt Pick Up - Saturday, August 15, 5:45 pm – 7:00 pm

#### ***Entry Requirements***

All entries, photos and fees must be submitted online at [NorthTexasQuiltFestival.com](http://NorthTexasQuiltFestival.com).

If assistance is needed, please contact your guild NTQF representative or quilt show chair.

A separate Entry with the non-refundable \$25 Entry Fee is required for each quilt entered in the show.

Entrant must specify which guild(s) they hold a current membership and must be a member of one or more of these guilds to enter.

Each entry must include a color photo of your quilt. A “work-in-progress” photo is acceptable as long as the quilt is recognizable, although a pattern photo is not.

All quilts entered must have been completed within the last five years (2015-2020).

One quilt entry may be submitted that has been in a previous participating guild show, but not a past NTQF or juried national show.

If an entry is withdrawn after July 15 or is not submitted at quilt check-in for the show, the entrant may not be allowed to submit an entry for the next North Texas Quilt Festival.

#### **General Information**

Quilts must remain on display for the entire festival and must be clean, in good condition, free of animal hair and smoke.

Quilts will be accepted in the order registered with total number of entries limited per the site and participating guild. Each entrant may only enter three (3) quilts with no more than two (2) per category. Please specify order of preference for each entry.

Quilt width must be 96” or less due to site limitations. Quilts wider than 96” WILL NOT be accepted.

Quilts over 90” in height have special sleeve requirements. Please see the sleeve requirements in the Quilt Preparation section.

The Show Committee reserves the right to refuse any entry that it deems inappropriate or that does not meet the requirements.

Quilts will be placed in size categories by the Show Committee based on the total entries received.

Entrants are responsible for their own insurance on all items. The completed Entry Form releases North Texas Quilt Festival and Original Sewing & Quilt Expo, its officers, agents and volunteers from all liability.

Ribbons and Awards will be given at the discretion of the Judges and Show Committee to winning quilts, not the maker(s); therefore there will only be one ribbon per award. Merit quilting ribbons will be given to quilts for exemplary hand and machine quilting. Ribbons and/or awards for special attributes may be given from participating guilds, national, and local entities. No prize money is available for 2020 winners.

#### **Quilt Preparation**

**Sleeve** – Quilts must have an attached, sewn 4” sleeve. Quilts under 24” may have a 2” sewn attached sleeve. The sleeve should be the same width as the quilt, not including the binding. The sleeve should include ½” of ease and be stitched to the quilt on both the top and bottom of the sleeve. Entries without a sewn sleeve will not be accepted.

Quilts longer than 90” require the top of the sleeve to be placed 90” from the bottom of the quilt to ensure that the quilt will not touch the floor when hanging.

**Festival Quilt Identity Label** – A quilt label should be sewn on a lower back corner. The label should include: a) the name of the quilt; b) the entrant's name; c) the entrant's address; d) the entrant's phone number. This is a Festival Quilt Identity Label; a personal label does not substitute, unless it includes all of the above information. To ensure impartiality in judging, please apply a fabric flap sewn or carefully safety pinned along the top edge of any label with identification of the maker(s) in order to conceal your personal information.

**Fabric Bag** – Each separate entry must be submitted to check-in in a fabric pillowcase or any fabric bag sized to fit your quilt (no plastic bags). The outside of the fabric bag must be clearly labeled with the entrant's name and phone number in permanent lettering either sewn or in ink.

Quilts requiring special handling/packaging will not be repackaged into their special packaging. It is up to the entrant to repackage these quilts at Quilt Pick-Up. All quilts must be able to be stacked with other quilts without potential damage to your quilt or any other quilt in the show.

**Quilt Check-In/Dropoff:** Monday, August 10, 2020 12:00 – 4:00 pm

At Irving Convention Center at Las Colinas, 500 West Las Colinas Boulevard, Irving, TX 75039

Please have quilts ready for examination at Quilt Check-In for the required Festival Quilt Label and Sleeve.

Entries will not be accepted if not in a properly-labeled cloth pillowcase or bag.

You will receive a Claim Check for each quilt submitted.

If someone else will be picking up your entry, please inform the Check-In Team.

Please contact your guild NTQF Representative or arrange with a guild member for assistance in dropping off your quilts during the drop-off hours.

**Quilt Pick UP:** Saturday, August 15, 2020 5:45 pm – 7:00 pm

At Irving Convention Center at Las Colinas, 500 West Las Colinas Boulevard, Irving, TX 75039

Must have Claim Check for each quilt you are picking up.

If you cannot pick up your quilt, please make arrangements for someone to help you with this. Unclaimed quilts will receive loving foster care until they are reunited with their owners. An after show foster care fee will be charged each day of foster care. The fee is \$10.00 per day per quilt.

Quilts requiring special handling/packaging will not be repackaged into their special packaging. It is up to the entrant to repackage these quilts at Quilt Pick-Up. Please allow extra time for pick up as quilts packaged in standard fabric bags will be processed first.

## **North Texas Quilt Festival - August 13, 14, & 15, 2020 Divisions & Categories**

A separate Entry Form and a separate Entry Fee is required for each quilt entered in the show.

### **DEFINITIONS**

**Quilt Maker** - NTQF defines the MAKER as the person who made the quilt top. The quilt-top MAKER'S status determines whether a quilt belongs in the Artisan Division or the Master Division. The status of the person who did the quilting plays no part in the Maker's status as Artisan or Master.

**Artisan Division** – If all of the following statements are true you may enter in the Artisan Division:

I have never classified as a Master in the past.

I have never engaged in a quilt event or activity for monetary profit (more than \$2,000 in a year). i.e., I have never formally taught quilting, quilt-related or wearable arts techniques.

I have not published a pattern or book on quilt-related techniques within the last 5 years.

**Master Division** – If any of the following statements are true you must enter under the Master Division:

I have been classified as a Master in the past.

I have engaged in a quilt event or activity for monetary profit (more than \$2,000 in a year). i.e., I have formally taught quilting, quilt-related or wearable arts techniques, or quilted professionally.

I have published a pattern or book on quilt-related techniques within the last 5 years.

I have won a Best of Show and/or lifetime total of two First Place Ribbons, or a combination of, in any quilt show including the NTQF.

**One-Person Quilt** – Only one person did the entire construction of the quilt. The quilt was pieced or appliqued, hand or machine quilted and bound by only one person.

**Two-Person Quilt** – A quilt to which two people contributed work. If someone else did any of the piecing, quilting or

binding on a quilt, it automatically belongs in a Two-Person Category.

Group Quilt – A quilt to which three or more people contributed work. If three or more people were involved in the piecing, quilting or binding of a quilt, it belongs in a Group Quilt Category.

Quilting – All quilts must be hand or machine-quilted. No tied or tacked quilts are allowed with the exception of Crazy Quilts, which may be tied.

#### Artisan Division

##### 101. Artisan Pieced Quilt

Predominately pieced or patchwork. Machine or hand quilted.

All construction of the quilt and the quilting was done by one person.

##### 102. Artisan Applique Quilt

Predominately applique. Machine or hand quilted.

All construction of the quilt and the quilting was done by one person.

##### 103. Artisan Two-Person Pieced Quilt

Predominately pieced or patchwork. Machine or hand quilted.

Two persons were involved in the construction and/or the quilting of the quilt.

##### 104. Artisan Two-Person Applique Quilt

Predominately applique. Machine or hand quilted.

Two persons were involved in the construction and/or the quilting of the quilt.

#### Master Division

##### 201. Master Pieced Quilt

Predominately pieced or patchwork. Machine or hand quilted.

All construction of the quilt and the quilting was done by one person.

##### 202. Master Applique Quilt

Predominately applique. Machine or hand quilted.

All construction of the quilt and the quilting was done by one person.

##### 203. Master Two-Person Pieced Quilt

Predominately pieced or patchwork. Machine or hand quilted.

Two persons were involved in the construction and/or the quilting of the quilt.

##### 204. Master Two-Person Applique Quilt

Predominately applique. Machine or hand quilted.

Two persons were involved in the construction and/or the quilting of the quilt.

#### Open Division – These categories are not classified by Artisan or Master

##### 301. Art Quilt

An original quilt that incorporates the use of one or more of the following: creative concepts, colors, fabrics, surface embellishments, pictorial imagery, abstract design, or landscape scenery. May be the work of one or more persons.

##### 302. Modern Quilt, One Person

A quilt that incorporates improvisational or traditional piecing with one or more of the modern aesthetic descriptions: high contrast; alternate grid work; minimalism, asymmetry and/or expansive negative space. All construction of the quilt and the quilting of the quilt was done by only one person.

##### 303. Modern Quilt, Two or More Persons

A quilt that incorporates improvisational or traditional piecing with one or more of the modern aesthetic descriptions: high contrast; alternate grid work; minimalism, asymmetry and/or expansive negative space. May be the work of two or more persons.

##### 304. Other/Mixed Techniques

A quilt using one or more of the following techniques and doesn't fit into the pieced, applique, or art categories. Includes the use of household and/or antique linens used as the top or blocks, machine or hand embroidery, cathedral windows, crazy quilts, digitized printing, painted, redwork, wholecloth, and yo-yos. May be the work of one or more persons.



#### 305-A. Group Quilt-Applique

A quilt to which three or more persons contributed work to the construction of the quilt; specifically work considered in judged criteria: block creation and assembly, binding, and/or quilting by others. This includes quilts created with blocks received in a block exchange.

#### 305-B. Group Quilt-Pieced

A quilt to which three or more persons contributed work to the construction of the quilt; specifically work considered in judged criteria: block creation and assembly, binding, and/or quilting by others. This includes quilts created with blocks received in a block exchange.

#### 306. Kit or Block of the Month One Person Quilt

A quilt composed of pattern(s) and fabrics packaged for retail sale. Modifications to the kit do not change the status of the quilt to a different category. All construction of the quilt and the quilting of the quilt was done by only one person.

#### 307. Kit or Block of the Month Two or More Person Quilt

A quilt composed of pattern(s) and fabrics packaged for retail sale. Modifications to the kit do not change the status of the quilt to a different category. Two or more persons were involved in the construction and/or the quilting of the quilt.

#### 308. Miniature Quilts

A quilt in which the size is no more than 24" on a side. An individual block within the quilt is not larger than 4". This represents the miniaturization of a larger quilt design.

#### 309. Director's Challenge Quilts – 2020 Show Theme: Sing Your Song in Fabric.

A quilt of any construction technique that is an interpretation of the theme, "Sing Your Song in Fabric" and clearly depicts a connection to the theme. This theme is meant for you to create a quilt that expresses to others what makes your heart sing.

### **Junior Division – These categories are not classified by Artisan or Master**

NTQF is featuring a Junior Showcase of items created by North Texas youth. There is a limited amount of space to showcase these so they will be limited in number. The Entry Fee for these items will be \$10 for the Junior Entrant. The additional \$15 will be subsidized by private donations. There will be events held around the North Texas area to offer any assistance to a junior who needs help creating their item.

#### 310. Junior Quilt – Age up to 9

A quilt of any technique constructed by a person 9 years old or younger. Limited assistance by an adult is acceptable.

#### 311. Junior Quilt – Age 10 to 13

A quilt of any technique constructed by a person between 10 and 13 years old. Limited assistance by an adult is acceptable.

#### 312. Junior Quilt – Age 14 to 17

A quilt of any technique constructed by a person between 14 and 17 years old. Limited assistance by an adult is acceptable.

#### 313. Junior Stitched Item – Age up to 9


An item created by stitching fabric. Examples are Stuffed animals, bags, home décor items, clothing item. Limited assistance by an adult is acceptable.

#### 314. Junior Stitched Item – Age 10 to 13

An item created by stitching fabric. Examples are Stuffed animals, bags, home décor items, clothing item. Limited assistance by an adult is acceptable.

#### 315. Junior Stitched Item – Age 14 to 17

An item created by stitching fabric. Examples are Stuffed animals, bags, home décor items, clothing item. Limited assistance by an adult is acceptable.



## 2020 Miniature Auction Requirements

Cancer Challenge Miniatures due at May Guild Meeting/Voting in June



Non-Cancer Challenge Miniatures are due in July

Miniatures may be submitted for Nancy's Cancer Challenge or for Non-Challenge. No entry fee is required. All entries must be Show quality. Proceeds may be designated by maker for QGOA or for Cancer Care Services. The former "Nancy's Pink Challenge" is being updated to "Nancy's Cancer Challenge" to allow broader expression of honoring loved ones with any type cancer. See chart below for the recognized associated colors.

### General Rules:

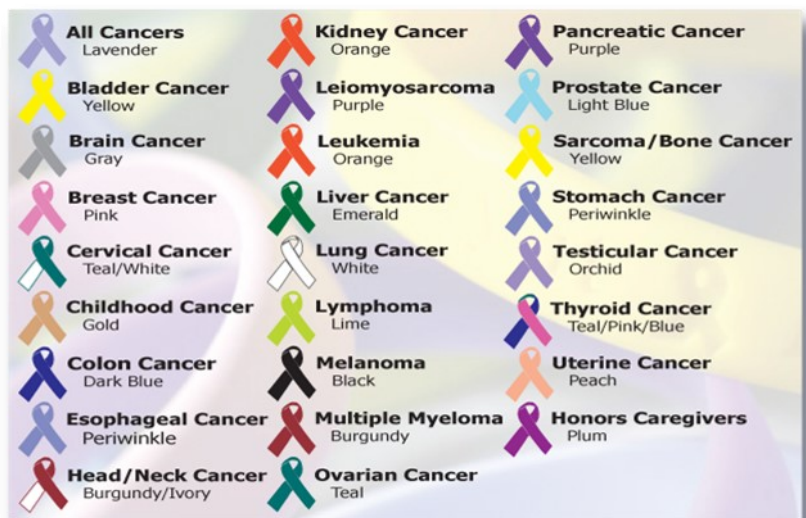
- ◆ Must be no larger than 24" on any side
- ◆ Must have a two-Inch sleeve on the back (sleeves only; no tabs)
- ◆ May not be made with a panel: will not qualify
- ◆ Must have label with name of maker & credit given to pattern maker if pattern is used.
- ◆ Must contain at least 9 blocks, each block no larger than 4" finished

Some minis will be sold in the auction and others sold in guild booth

### Nancy's Cancer Challenge:

- \* Must follow the general rules above
- \* Must be no larger than 24" on any side
- \* Must be constructed with 75% of the color associated with type of cancer represented
- \* Must have label that includes the type cancer being represented

Non-Challenge Quilts: May be a modern design, traditional, art, whole cloth or medallion (pieced or appliqued), conforming to general rules above.



## **2020 Ronald McDonald House (RMH) Quilts Challenge Guidelines**



In 2020 there are *two types of Ronald McDonald House Quilts Challenges*:

### **Ronald McDonald House Challenge Fabric Quilt Guidelines**

- ♥ This challenge fabric is donated by Quilt Among Friends. Please take opportunities to thank them for their sponsorship.
- ♥ Packet containing the challenge fabric is \$5. The quilt maker who uses this fabric and turns the quilt in at the in May 2020 guild meeting will receive a \$5 gift card from Quilt Among Friends.
- ♥ Quilts must use a recognizable amount of the challenge fabric in the quilt.
- ♥ Maker may use any other coordinating fabrics.
- ♥ The quilt must be washable and have no buttons or similar items attached that could be accidentally swallowed by young children.
- ♥ Finished quilts must be at least 50 inches on each side.

**\*\*\*Quilts must have an entry form and turned in at the May guild meeting.**

**You do not need to add a sleeve.\*\*\***

Entries will be displayed at the June guild meeting and members will vote on them for ribbons.

### **Ronald McDonald House (non-challenge fabric) Quilt Guidelines**

- ◆ To be donated to Ronald McDonald House *any fabric may be used*.
- ◆ The quilt must be washable and have no buttons or similar items attached that could be accidentally swallowed by young children.
- ◆ Finished quilts must be at least 50 inches on each side.

**\*\*\*Quilts must have an entry form and turned in at the May guild meeting.**

**You do not need to add a sleeve.\*\*\***

Entries will be displayed at the June guild meeting and members will vote on them for ribbons.

For more information regarding RMH Ft Worth: <http://www.ftworthrmh.org>.

Ronald McDonald House . . . providing a “home-away- from-home” for families with seriously ill children who travel to Fort Worth for pediatric medical care.





## 2020 Ronald McDonald House (RMH) Quilts Challenge

### Entry Form

- ◆ Submit an entry form for each quilt entered
- ◆ Ronald McDonald Challenge quilts at due no later than the May 2020 Guild meeting.
- ◆ Each entry must have an entry form attached.
- ◆ You may label your quilt if you would like.
- ◆ Do not attach hanging sleeve.

Entrant Name \_\_\_\_\_

Entrant email address \_\_\_\_\_

Entrant Phone \_\_\_\_\_

Circle one:

Challenge Fabric Entry

Non-Challenge Fabric Entry

Quilt Name \_\_\_\_\_

Quilt Maker \_\_\_\_\_ Quilter \_\_\_\_\_

Quilt Description (some identifying feature or picture) \_\_\_\_\_

Quilt Dimensions: width \_\_\_\_\_ length \_\_\_\_\_

Quilters entering a challenge fabric quilt and turned in at the May guild will receive a \$5 gift card from Quilt Among Friends.