

The Quilting Bee

Volume XXXVI

Issue 5

MAY 2020

North Texas Quilt Festival Update

Many of you are wondering what the status is of the August opening of the North Texas Quilt Festival and Original Sewing and Quilt Expo. The Show Committee is continuing to plan for these dates, but we are also developing contingency plans.

1. Entry fees – Enter your quilts, sooner rather than later! **No fees will be charged until after July 20th** when we are all confident the show will take place.
2. Ticket Sales – Ticket sales can begin a little before Independence Day, 4th of July and we'll have to work hard to get them sold in July and early August.
3. Possible postponement to a future date - If State and local health officials feel it's not safe, then we will announce future dates. But we hope it doesn't come to that. We're optimistic the great state of Texas will begin to reopen businesses in May and we will have the necessary measures and guidelines in place by August.

We're 100% committed to the health and safety of everyone who attends and we'll keep you apprised of the updates and changes we'll be making to assure NTQF is busy but safe for everyone.

Stay Safe and Keep Quilting,
2020 NTQF Planning Committee

From Our Guild President,

Hello my quilting friends! How I do miss each and every one of you. I pray that you and yours are safe and sound during this time of shelter in place. It has been wonderful to see how you have responded to the needs of our community in making masks, collecting canned goods, supporting small businesses, AKA, Quilt Among Friends, and checking on each other. Keep up the good work! I hope this time at home also gives you opportunity to make lots and lots of Linus quilts! You can just drop them off on Liz's doorstep! You can also get started on your military donation quilt. It's not too late!

For those of you wondering about Evie, she is growing like a weed. She's become a mama's girl, and she walked 12 steps yesterday! You won't recognize her! We have bought lots of toys on line to keep her entertained. LOL! Unfortunately, we decided to cancel the May speaker, but will reschedule her ASAP. If we do, perchance, happen to meet in May, we will have a longer time to visit and longer time for show and tell. It will be a celebration!

Keep in touch with each other through social media-(I post on our Facebook page and Instagram), phone calls, texts and emails. If you need ANYTHING, please let me know. . . .
Back to the quilting studio! Debra Hood

All Guild meetings are held at the Bob Duncan Center, 2800 S. Center St., Arlington, TX 76014.

Meetings begin at 6:30pm with check-in and networking time. The guild business meeting begins at 7:00, with the speaker following.

WORKSHOPS ARE HELD ON SELECT WEDNESDAYS FOLLOWING THE GENERAL MEETING AT:

*Church of Jesus Christ of Latter-day Saints
2010 S. Carrier Pkwy
Grand Prairie, TX 75051*

2020 Military Quilt Project

I don't know about the rest of you, but I thought I was going to have so many projects done by now with all this staying at home. I've been sidetracked a few times with mask making and sunny days. But planning on getting back to projects soon.

One of mine is the Stash Buster Challenge. If you would like to join me in making a One block quilt, the block can be found [here](#).

She has directions for several sizes of blocks, I like the 8 inch. The block is really just two four patches and two squares. With many different ways to lay it out.

Size Requirement 55 x 65 to 72 x 90, ideal size 55 x 65 I have printed labels available for you to add to the back of your quilt.

Quilts to be shown/turned in at October meeting. We will NOT be judging quilts, just admiring them.

Goal is minimum 22 quilts in recognition of the 22 Veterans who lose their battle to suicide each day. Let's double it and make it 44!

If you wish to do a Quilt of Valor quilt, please see their website for requirements. QOVF.org

Please hold Challenge quilts for October meeting so that we can see the many different results from one block all together.

You may turn in any other quilts you wish to make at any meeting.

Cindy Bergman

HOME ALONE!!!!

Just wanted to give you a glimpse into my world for the past month while being home alone! Jo Ann Eubank quilted three quilt tops that I had made earlier for Ronald McDonald House and she included the backing and batting from her stash! Thanks Jo! She returned them to me and I finished the bindings this past week! These were made with fabrics previously bought and donated by Piecemakers.

I have also made approximately 85 masks for neighbors, friends, family and for Shelly Cassata's company – Oil States. I quilted and bound my miniature for the QGOA auction. Also took food by Quilt Among Friends for distribution. Thanks Julie!!!

Hope you are all finding ways to reduce your stash, finish some projects and anxious to get back to socializing!! I am so ready to see everyone's smiling faces!!!

Linda McPherson




ANYONE can make a face mask! LOL 😊

https://youtu.be/U4c5eo_3-y0

QGOA FALL RETREAT SEPTEMBER 24-27, 2020

[\(CLICK HERE\)](#)



QGOA Day Retreat

The next Day Retreat is scheduled for October 7, 8 and 9.

Registration will begin about August. Looking forward to when we will all be together again! ~ Libby

I sure hope you are all getting UFO's finished while we all stay at home. I will have some-thing exciting for door prizes when we finally get to have a general meeting. You will have to be in attendance to see what it is! Hope to see lots of people at the meeting!

Gayle Kregel, Door Prizes

P.S. I am still taking donations for future door prizes. Since you have been home and probably cleaning out your sewing rooms, bring those things that you know you will never get made. Or tools that you won't be using.



Can you believe it folks, we are quarantined and we didn't do anything. I have measured and cut 6 1/2 , 2 1/2 , 10 1/2, 12 1/2 pieces till I am seriously hoping my eyes don't start to cross.

I have accomplished a lot, not that this is important but I have to write something Been sewing, cutting , measuring, unsewing (that's my specialty), and resewing like a champion. I have rearranged fabric, notions, tools, and cooked a lot. I can only imagine that y'all have done similarly. By the way there are some kits made by our talented Jolene Mershon if anyone has need of something to sew.

Allow me the opportunity to offer special thanks to so many of you that have made the past months a great success to unwell kids in the county. Thanks to Jill Matyastik (got 'er done), Maria Freitag(got 'er done), Denny Cornett (got 'er done), Renee Rashio, Gayle Krengel, Veronica Mowery (got 'er done), Janice Farris, Jolene Mershon, Kathy Sisney (got 'er done), Cindy Bergman, Kara Overman, Charlotte Humphrey, Gloria Speakman, Dale Scott, Pat Hall, Susan FitzGerald, Judy Liston, Janice Mowery, Betsy Rush, Billie Brecheen, Randa Dillon, Joyce Clark, Claudine Geisel, Phyllis Borton, Debra Ware, Debbie Hood, Tory Swartzwelder, Pam Owen, Sheila Kinsey, Elizabeth Carr, Patsy Martin, Kayleen Farrington, Nancy Spell, Robbie Colley, and Linda McPherson. Please forgive if I didn't get your name here.

Please remember the hospitals request minimums on donations

40 x 44 for smaller ones and 44 x 57 for larger kids. And anything above that is super too.

Check for new patterns online at Project Linus.org/patterns where there are all sorts of things to quilt, crochet, knit. And Quiltmaker Magazine designs a pattern for [Project Linus](http://ProjectLinus.org) each year.

Hope these bring you some inspiration. The time we donate to our guild and to our community enriches us and generations to come. And just a recent observation: Aren't we all thrilled that we have so much young energy in the guild; I find it inspiring and motivational. Thanks to all of the officers and committee chairs. All this would not be possible without your hard work. All be safe. Thanks, Elizabeth

You Are *THE ONE!!*

- ♥ What if you volunteered to be second vice president for the remainder of the year?!
- ♥ What if you enjoyed it so much you really wanted to do another full year?!

Talking with our speakers and future speakers is so enjoyable,

you may;

- ♥ have the time of your life!
- ♥ find out the these celebrities are just like you and enjoy the exchange of ideas & projects!
- ♥ Learn really neat tips and tricks for your quilting pleasure from hanging out with one of our speakers!

Sure, it takes a little time, but why not go for the adventure and support your quilting friends through this guild position. It's a golden opportunity!

To volunteer or get more info, please email me, Sharon Ligon, skligon@me.com

QGOA's 2020 Donation Quilt



**“Friends in My Garden”
83”x 91”**

Donation quilt tickets are on sale; \$1 each or 6/\$5

QGOA Members, did you know that we as a guild make a donation quilt each year to garner funds to support our fantastic speakers, workshops, community outreach programs, and offer a free library with current editions and authors?

Tickets can be purchased via mail by sending a check to:

QGOA, P.O. Box 13232, Arlington, TX 76094

We guarantee your stubs will be filled out and placed in the drawing.

The drawing will be held December 8, 2020, need not be present to win.

Pincushion Challenge!

is being pushed to May, as an ON-LINE activity. So, back to finishing that pincushion you were thinking about making!! How are we doing this you ask??? Welllll....

1) Take a picture of your finished pincushion and email to both Kathy Hester

@mkhester@swbell.net and Lea Bailey Ibailey695@gmail.com by Tuesday May 12.

2) Pictures will be organized and uploaded to the Quilt Guild of Arlington Facebook page for voting.

3) Check the Quilt Guild of Arlington Facebook page week of May 17—23 to VOTE by liking your favorite one. The Pincushion with most Votes/ Likes will be awarded a “fabulous” prize. All pincushions will be sold at the QGOA’s booth at the quilt show.



NTQF QGOA Booth

We do hope that you’ve been sewing or making a few items to donate to the guild for sale in our booth at the North Texas Quilt and Sewing Expo this coming August. Items can be brought to the next meeting of the guild which hopefully will be soon.

Need some creative stimulation to get you thinking?? Try looking at this [link](#)— Popular items are things that will be useful to Quilters.

REMEMBER! QGOA is a Non-Profit 501(c) 3 organization. We have donation receipts upon request.

Cancer Care Services

NEEDED: [Miniatures for our Quilt Show Auction!!!](#)

We have two miniature quilt categories for the show.

The first is called “Nancy’s Cancer Challenge”. This was started years ago in memory of a former member (Nancy Martinson) who passed away from breast cancer and originally, it was called Nancy’s Pink Challenge. We have made changes to the rules to include all 26 colors that represent other cancers as well as breast cancer. The second miniature quilt challenge can be of any color combination. These miniatures will be due at the July guild meeting.

Please Note: With the current Covid 19 crisis, I am not sure if we will have a May meeting. I challenge every member to make at least One miniature quilt. Please contact me for any assistance you may need. Linda McPherson Cell: 817-675-1971 or Home: 972-988-1390

*Sew Easy to [Buzz](#) through!!
This has become my favorite half square triangle block! Maria Freitag*

Celebrating YOU in May !!

We will be including (if you told us yours) birthdays in our newsletters. Don’t worry, they will not have specific dates as I would like to keep your personal information out in the web to a minimum!

Just a birth month along with the names for that month will be published.

Sandra Boice	Ruth Ann Lloyd
Shelly Cassata	Libby McDuffie
Darlys Davidson	Nancy Mills
Ching-Ling Herbert	Jane Owens
Donna Hernandez	Debbie Panton
Debra Hood	Debra Wolf
Vicki Howell	

IT'S TIME TO ENTER THOSE QUILTS FOR THE NORTH TEXAS QUILT FESTIVAL!

Let's see all your beautiful work!

Entry forms (Adult and Junior forms) are available by going to NorthTexasQuiltFestival.com and clicking on the link at the top.

Or you can navigate to them by following the menu links from sewingexpo.com

Or access the forms directly at the following links

[Quilt Contest Form](#)
[Juniors Contest form](#)

You can also access the entry instructions and categories there. I just entered two quilts and the process was very easy.

You do not have to pay at this time. When quilts are accepted, Hoffman will send an email about how to pay.

Enter NOW!! Cannot wait to SEE you all!

Randa Dillon

Christine Weiss

Concerning Miniature Auction ***Entry forms will be available soon***

QGOA can enter 45 minis for auction. The 45 include those designated for the guild and the ones designated for Cancer Cares. We really need more than that in case other guilds do not meet their quota. In that case, we could have more. Any extra will be sold in the guild booth.

This year the auction will be a silent auction. There will be a different set auctioned each day.

Randa

Hello Dear Friends,

With so much going on, I don't know where to start! Let's start with praise... we can never get enough of that, right? On April 10, we began a drive-thru food drive on Fridays. In two weeks time, we have filled two SUVs with food and raised \$1200 in cash for the Arlington Urban Ministry Food Bank! AMAZING! Y'all give with all your hearts. Let's keep it up and continue to help our neighbors.

Join us this Friday and every Friday from 11 am - 2 pm for our food drive. Enter the parking lot via Arkansas Ln. Do NOT get out of your vehicles, we will greet you with our mask on and retrieve your donations from your backseat or trunk. God bless you and thank you from the bottom of my heart!

Julie McCloud

Quilt Among Friends

2238 Michigan Ave. Suite A

Arlington, TX 76013

817-795-0900



When you shop at Tom Thumb, they will donate 1% of your eligi-ble purchases to QGOA.

Print this form, complete the form using QGOA account number #14134 and either turn it in at the store's Customer Service desk or scan the form back to

good.neighbor@tomthumb.com

Or e-mail your name, card# or phone# associat-ed with your card and our charity #14134 to good.neighbor@tomthumb.com

Kroger supports nonprofit organizations in our community just by shopping at Kroger. It's easy to enroll in Kroger Community Rewards®!



Visit www.krogercommunityrewards.com and choose your preferred store, create a login and link your Plus Cards to your account. Then enter NPO #DK701.

Use your Plus Card every time you shop to enable donations to be allocated to QGOA.

Make your own Quilt Show!

See how creative one woman solved her quilt show withdrawals!

Learn Something New and Fun for FREE!!!

April showers bring May flowers! Join Sulky as we present "Blooming Espadrilles" - a free webinar for you and your guild! Yes, you can make a pair of shoes - machine or hand embroidery! Join us as we partner with Melissa Quaal of "A Happy Stitch" on **May 12, 2020 at 2:00 EDT**. Registration now open at https://goto.webcasts.com/starthere.jsp?ei=1303652&tp_key=2ac764e335&sti=guild

NORTH TEXAS QUILT FESTIVAL and Original Sewing Expo Mark your Calendars August 13-15, 2020 !!!



We are keeping our hopes up that we move through this current crisis in time to have a wonderful Quilt Show in August.

So... take this opportunity to get those entries and miniatures and guild booth items going.

Mark your Calendars for August 13-15, 2020 !!!

This year the NTQF and Sewing Expo will be held at the Irving Convention Center.

The theme for the 2020 NTQF is "SING YOUR SONG IN FABRIC"

There will be a theme category. So---get your imagination going and join the fun in making a theme quilt. Any size quilt, less than 96 inches on a side, can be entered.

A few other things:

- We will help you get your entries to the venue and help with picking them up
- If the entry fee is hindering you from entering, there are some scholarships available
- If you can provide scholarships please let Randa Dillon know
- You will find the Categories and Divisions pages in this newsletter and on the QGOA website.

NTQF t-shirts are available now. The pre-show pre-order cost is \$15 but they will be \$20 at the show. We will be taking orders the next time we can meet together.



Hope to see you all soon,
Randa Dillon

Show website: www.northtexasquiltfestival.com

Show email: NTQF2020@gmail.com

Sewingexpo.com

SPECIAL NOTICE!!!

As most of the retreaters used their refund from the Spring Retreat to go towards the Fall Retreat spaces will be limited - So, signup soon, we only have a few spots open!

QGOA – Cactus Rose Hideaway – Stephenville

Fall Retreat September 24-27, 2020 \$210



Registration Form (complete this form to register)

Name _____

Address _____

City _____ State _____ Zip Code _____

Phone _____ Email _____

Emergency contact name _____

Phone number _____

I have the following food allergies or food restrictions that require special or alternative food choice:

Are you a QGOA member? _____

Desired Room Mates

1 _____

2 _____


3 _____ or,

I am open to assignment _____

We take your safety and the security of your equipment very seriously, but we will not be liable for any personal injury, loss/theft or damage anytime during the retreat. Your attendance constitutes your agreement to indemnify and hold harmless Quilt Guild of Arlington, Cactus Rose Hideaway LLC, Guy and Annis Clapp, and Clapp Legacy Partners LP from any responsibility or liability that may arise in connection with the use of Cactus Rose Hideaway LLC Retreat Center. I agree to the policies outlined above:

Signed _____ Date _____

*If mailing in the registration, please send to Sherry Livingston (address is in the Membership Directory) and please include a check for the \$210 registration



2020 Miniature Auction Requirements

Cancer Challenge Miniatures due at May Guild Meeting/Voting in June



Non-Cancer Challenge Miniatures are due in July

Miniatures may be submitted for Nancy's Cancer Challenge or for Non-Challenge. No entry fee is required. All entries must be Show quality. Proceeds may be designated by maker for QGOA or for Cancer Care Services. The former "Nancy's Pink Challenge" is being updated to "Nancy's Cancer Challenge" to allow broader expression of honoring loved ones with any type cancer. See chart below for the recognized associated colors.

General Rules:

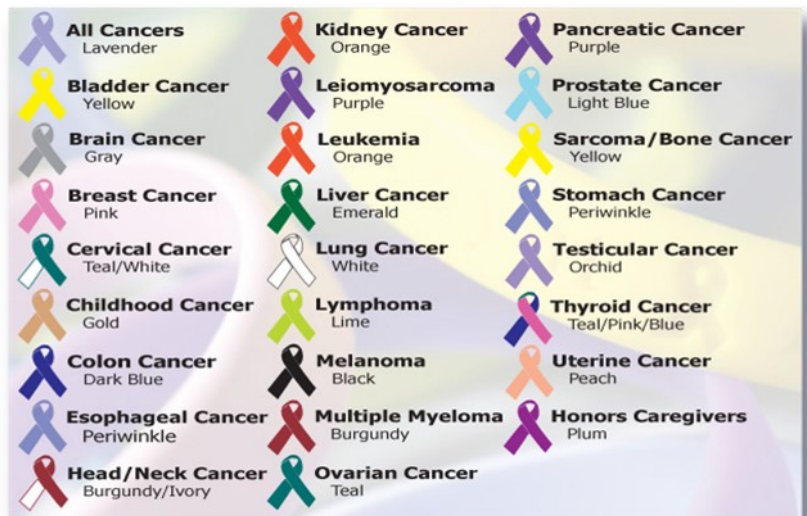
- ◆ Must be no larger than 24" on any side
- ◆ Must have a two-Inch sleeve on the back (sleeves only; no tabs)
- ◆ May not be made with a panel: will not qualify
- ◆ Must have label with name of maker & credit given to pattern maker if pattern is used.
- ◆ Must contain at least 9 blocks, each block no larger than 4" finished

Some minis will be sold in the auction and others sold in guild booth

Nancy's Cancer Challenge:

- * Must follow the general rules above
- * Must be no larger than 24" on any side
- * Must be constructed with 75% of the color associated with type of cancer represented
- * Must have label that includes the type cancer being represented

Non-Challenge Quilts: May be a modern design, traditional, art, whole cloth or medallion (pieced or appliqued), conforming to general rules above.



North Texas Quilt Festival - August 13, 14, & 15, 2020

2020 Quilt Entry Instructions

NTQF Show Calendar

Event Dates – Thursday, Friday, and Saturday, August 13, 14, & 15, 2020

Event Location – Irving Convention Center at Las Colinas, 500 West Las Colinas Boulevard, Irving, TX 75039

Quilt Entry/Registration (online only) – Begins 3/31/20; Ends 5/15/20

Registration for Expo Classes and Workshops – mid-May

Quilt Check-In/Drop Off - Monday, August 10, 2020 12:00 – 4:00 pm at Irving Convention Center

Quilt Pick Up - Saturday, August 15, 5:45 pm – 7:00 pm

Entry Requirements

All entries, photos and fees must be submitted online at NorthTexasQuiltFestival.com.

If assistance is needed, please contact your guild NTQF representative or quilt show chair.

A separate Entry with the non-refundable \$25 Entry Fee is required for each quilt entered in the show.

Entrant must specify which guild(s) they hold a current membership and must be a member of one or more of these guilds to enter.

Each entry must include a color photo of your quilt. A “work-in-progress” photo is acceptable as long as the quilt is recognizable, although a pattern photo is not.

All quilts entered must have been completed within the last five years (2015-2020).

One quilt entry may be submitted that has been in a previous participating guild show, but not a past NTQF or juried national show.

If an entry is withdrawn after July 15 or is not submitted at quilt check-in for the show, the entrant may not be allowed to submit an entry for the next North Texas Quilt Festival.

General Information

Quilts must remain on display for the entire festival and must be clean, in good condition, free of animal hair and smoke.

Quilts will be accepted in the order registered with total number of entries limited per the site and participating guild. Each entrant may only enter three (3) quilts with no more than two (2) per category. Please specify order of preference for each entry.

Quilt width must be 96” or less due to site limitations. Quilts wider than 96” WILL NOT be accepted.

Quilts over 90” in height have special sleeve requirements. Please see the sleeve requirements in the Quilt Preparation section.

The Show Committee reserves the right to refuse any entry that it deems inappropriate or that does not meet the requirements.

Quilts will be placed in size categories by the Show Committee based on the total entries received.

Entrants are responsible for their own insurance on all items. The completed Entry Form releases North Texas Quilt Festival and Original Sewing & Quilt Expo, its officers, agents and volunteers from all liability.

Ribbons and Awards will be given at the discretion of the Judges and Show Committee to winning quilts, not the maker(s); therefore there will only be one ribbon per award. Merit quilting ribbons will be given to quilts for exemplary hand and machine quilting. Ribbons and/or awards for special attributes may be given from participating guilds, national, and local entities. No prize money is available for 2020 winners.

Quilt Preparation

Sleeve – Quilts must have an attached, sewn 4” sleeve. Quilts under 24” may have a 2” sewn attached sleeve. The sleeve should be the same width as the quilt, not including the binding. The sleeve should include ½” of ease and be stitched to the quilt on both the top and bottom of the sleeve. Entries without a sewn sleeve will not be accepted.

Quilts longer than 90” require the top of the sleeve to be placed 90” from the bottom of the quilt to ensure that the quilt will not touch the floor when hanging.

Festival Quilt Identity Label – A quilt label should be sewn on a lower back corner. The label should include: a) the name of the quilt; b) the entrant's name; c) the entrant's address; d) the entrant's phone number. This is a Festival Quilt Identity Label; a personal label does not substitute, unless it includes all of the above information. To ensure impartiality in judging, please apply a fabric flap sewn or carefully safety pinned along the top edge of any label with identification of the maker(s) in order to conceal your personal information.

Fabric Bag – Each separate entry must be submitted to check-in in a fabric pillowcase or any fabric bag sized to fit your quilt (no plastic bags). The outside of the fabric bag must be clearly labeled with the entrant's name and phone number in permanent lettering either sewn or in ink.

Quilts requiring special handling/packaging will not be repackaged into their special packaging. It is up to the entrant to repackage these quilts at Quilt Pick-Up. All quilts must be able to be stacked with other quilts without potential damage to your quilt or any other quilt in the show.

Quilt Check-In/Dropoff: Monday, August 10, 2020 12:00 – 4:00 pm

At Irving Convention Center at Las Colinas, 500 West Las Colinas Boulevard, Irving, TX 75039

Please have quilts ready for examination at Quilt Check-In for the required Festival Quilt Label and Sleeve.

Entries will not be accepted if not in a properly-labeled cloth pillowcase or bag.

You will receive a Claim Check for each quilt submitted.

If someone else will be picking up your entry, please inform the Check-In Team.

Please contact your guild NTQF Representative or arrange with a guild member for assistance in dropping off your quilts during the drop-off hours.

Quilt Pick UP: Saturday, August 15, 2020 5:45 pm – 7:00 pm

At Irving Convention Center at Las Colinas, 500 West Las Colinas Boulevard, Irving, TX 75039

Must have Claim Check for each quilt you are picking up.

If you cannot pick up your quilt, please make arrangements for someone to help you with this. Unclaimed quilts will receive loving foster care until they are reunited with their owners. An after show foster care fee will be charged each day of foster care. The fee is \$10.00 per day per quilt.

Quilts requiring special handling/packaging will not be repackaged into their special packaging. It is up to the entrant to repackage these quilts at Quilt Pick-Up. Please allow extra time for pick up as quilts packaged in standard fabric bags will be processed first.

North Texas Quilt Festival - August 13, 14, & 15, 2020 Divisions & Categories

A separate Entry Form and a separate Entry Fee is required for each quilt entered in the show.

DEFINITIONS

Quilt Maker - NTQF defines the MAKER as the person who made the quilt top. The quilt-top MAKER'S status determines whether a quilt belongs in the Artisan Division or the Master Division. The status of the person who did the quilting plays no part in the Maker's status as Artisan or Master.

Artisan Division – If all of the following statements are true you may enter in the Artisan Division:

I have never classified as a Master in the past.

I have never engaged in a quilt event or activity for monetary profit (more than \$2,000 in a year). i.e., I have never formally taught quilting, quilt-related or wearable arts techniques.

I have not published a pattern or book on quilt-related techniques within the last 5 years.

Master Division – If any of the following statements are true you must enter under the Master Division:

I have been classified as a Master in the past.

I have engaged in a quilt event or activity for monetary profit (more than \$2,000 in a year). i.e., I have formally taught quilting, quilt-related or wearable arts techniques, or quilted professionally.

I have published a pattern or book on quilt-related techniques within the last 5 years.

I have won a Best of Show and/or lifetime total of two First Place Ribbons, or a combination of, in any quilt show including the NTQF.

One-Person Quilt – Only one person did the entire construction of the quilt. The quilt was pieced or appliqued, hand or machine quilted and bound by only one person.

Two-Person Quilt – A quilt to which two people contributed work. If someone else did any of the piecing, quilting or

binding on a quilt, it automatically belongs in a Two-Person Category.

Group Quilt – A quilt to which three or more people contributed work. If three or more people were involved in the piecing, quilting or binding of a quilt, it belongs in a Group Quilt Category.

Quilting – All quilts must be hand or machine-quilted. No tied or tacked quilts are allowed with the exception of Crazy Quilts, which may be tied.

Artisan Division

101. Artisan Pieced Quilt

Predominately pieced or patchwork. Machine or hand quilted.

All construction of the quilt and the quilting was done by one person.

102. Artisan Applique Quilt

Predominately applique. Machine or hand quilted.

All construction of the quilt and the quilting was done by one person.

103. Artisan Two-Person Pieced Quilt

Predominately pieced or patchwork. Machine or hand quilted.

Two persons were involved in the construction and/or the quilting of the quilt.

104. Artisan Two-Person Applique Quilt

Predominately applique. Machine or hand quilted.

Two persons were involved in the construction and/or the quilting of the quilt.

Master Division

201. Master Pieced Quilt

Predominately pieced or patchwork. Machine or hand quilted.

All construction of the quilt and the quilting was done by one person.

202. Master Applique Quilt

Predominately applique. Machine or hand quilted.

All construction of the quilt and the quilting was done by one person.

203. Master Two-Person Pieced Quilt

Predominately pieced or patchwork. Machine or hand quilted.

Two persons were involved in the construction and/or the quilting of the quilt.

204. Master Two-Person Applique Quilt

Predominately applique. Machine or hand quilted.

Two persons were involved in the construction and/or the quilting of the quilt.

Open Division – These categories are not classified by Artisan or Master

301. Art Quilt

An original quilt that incorporates the use of one or more of the following: creative concepts, colors, fabrics, surface embellishments, pictorial imagery, abstract design, or landscape scenery. May be the work of one or more persons.

302. Modern Quilt, One Person

A quilt that incorporates improvisational or traditional piecing with one or more of the modern aesthetic descriptions: high contrast; alternate grid work; minimalism, asymmetry and/or expansive negative space. All construction of the quilt and the quilting of the quilt was done by only one person.

303. Modern Quilt, Two or More Persons

A quilt that incorporates improvisational or traditional piecing with one or more of the modern aesthetic descriptions: high contrast; alternate grid work; minimalism, asymmetry and/or expansive negative space. May be the work of two or more persons.

304. Other/Mixed Techniques

A quilt using one or more of the following techniques and doesn't fit into the pieced, applique, or art categories. Includes the use of household and/or antique linens used as the top or blocks, machine or hand embroidery, cathedral windows, crazy quilts, digitized printing, painted, redwork, wholecloth, and yo-yos. May be the work of one or more persons.

305-A. Group Quilt-Applique

A quilt to which three or more persons contributed work to the construction of the quilt; specifically work considered in judged criteria: block creation and assembly, binding, and/or quilting by others. This includes quilts created with blocks received in a block exchange.

305-B. Group Quilt-Pieced

A quilt to which three or more persons contributed work to the construction of the quilt; specifically work considered in judged criteria: block creation and assembly, binding, and/or quilting by others. This includes quilts created with blocks received in a block exchange.

306. Kit or Block of the Month One Person Quilt

A quilt composed of pattern(s) and fabrics packaged for retail sale. Modifications to the kit do not change the status of the quilt to a different category. All construction of the quilt and the quilting of the quilt was done by only one person.

307. Kit or Block of the Month Two or More Person Quilt

A quilt composed of pattern(s) and fabrics packaged for retail sale. Modifications to the kit do not change the status of the quilt to a different category. Two or more persons were involved in the construction and/or the quilting of the quilt.

308. Miniature Quilts

A quilt in which the size is no more than 24" on a side. An individual block within the quilt is not larger than 4". This represents the miniaturization of a larger quilt design.

309. Director's Challenge Quilts – 2020 Show Theme: Sing Your Song in Fabric.

A quilt of any construction technique that is an interpretation of the theme, "Sing Your Song in Fabric" and clearly depicts a connection to the theme. This theme is meant for you to create a quilt that expresses to others what makes your heart sing.

Junior Division – These categories are not classified by Artisan or Master

NTQF is featuring a Junior Showcase of items created by North Texas youth. There is a limited amount of space to showcase these so they will be limited in number. The Entry Fee for these items will be \$10 for the Junior Entrant. The additional \$15 will be subsidized by private donations. There will be events held around the North Texas area to offer any assistance to a junior who needs help creating their item.

310. Junior Quilt – Age up to 9

A quilt of any technique constructed by a person 9 years old or younger. Limited assistance by an adult is acceptable.

311. Junior Quilt – Age 10 to 13

A quilt of any technique constructed by a person between 10 and 13 years old. Limited assistance by an adult is acceptable.

312. Junior Quilt – Age 14 to 17

A quilt of any technique constructed by a person between 14 and 17 years old. Limited assistance by an adult is acceptable.

313. Junior Stitched Item – Age up to 9

An item created by stitching fabric. Examples are Stuffed animals, bags, home décor items, clothing item. Limited assistance by an adult is acceptable.

314. Junior Stitched Item – Age 10 to 13

An item created by stitching fabric. Examples are Stuffed animals, bags, home décor items, clothing item. Limited assistance by an adult is acceptable.

315. Junior Stitched Item – Age 14 to 17

An item created by stitching fabric. Examples are Stuffed animals, bags, home décor items, clothing item. Limited assistance by an adult is acceptable.