



The Quilting Bee

Volume XXXVI

Issue 8

August 2020

From the President:

Hello My Quilting Friends!

Although we don't know what's going on from day to day, it's nice to know that you are there quilting your little fingers away! I have really enjoyed seeing some of your work online (through Facebook and Instagram). What a bunch of talented people!

I will try to periodically update you through email. Please be sure to check your email regularly, and check our QGOA website as well as our QGOA Facebook page! In fact, I sent one out on July 21. If you are not getting my emails, check your spam folder or check with me to ensure I have your current email address.

Our July ZOOM meeting was well attended, but I heard that some of you had technical difficulties. **We will meet on ZOOM again in August**, we will try to get some training links to you and perhaps a practice meeting before the real meeting (LOL), so please check your email.

As you know, this too shall pass, so hang in there, check in with each other, and share the joy of quilting!
Debbie Hood

P.S.
How many President's Blocks have you completed?

TOP 10 REASONS TO ZOOM QGOA!

1. See sewing rooms, living rooms, dining rooms, kitchens, yards!
2. You get to see Debbie's smiling face!
3. You get to see other smiling faces!
4. Hear the sweet sound of friendship!
5. Up-to-the-minute announcements!
6. Demos – Demos – Demos!
7. Block challenges!
8. Show and tell!
9. Door prizes!
10. Do it all in your pjs!

This video is helpful with understanding and accessing ZOOM

<https://youtu.be/9isp3qPeQOE>

We will be having a "practice" meeting coming up soon. Check your email, the website, and our Facebook page so you can be "in the know"

Email us your specific questions BEFORE THE PRACTICE. And definitely BEFORE the August general meeting if you are still having problems

We look forward to seeing all of you!









ZOOM is the leader in modern enterprise video communications, with an easy, reliable cloud platform for video and audio conferencing, chat, and webinars .

Do you need a ZOOM account to join a meeting?

You do not have to have a ZOOM account to attend a ZOOM meeting or interview. You will be prompted to download the software, once you have clicked on the link that you have been provided. You may also wish to create an account, but that is not required to participate in a ZOOM meeting

What are the computer requirements for ZOOM?

-  Windows XP or later for a PC, or Apple Mac OS 10.6.8 (Snow Leopard) or later
-  Internet Browsers: Internet Explorer 7+, Firefox, Chrome, or Apple Safari5+
-  A good internet connection – broadband wired or wireless (3G or 4G/LTE)
-  Speakers and a microphone – built-in or USB plug-in, ZOOM recommends using a headset
-  Ipad, Fire Tablet
-  ZOOM application/program that is free to download to your computer

Joining a meeting

*** How do I join a ZOOM meeting?**

You can join a meeting by clicking the meeting link or going to join.ZOOM.us and entering in the meeting ID. Learn more about joining a meeting. <https://youtu.be/9isp3qPeQ0E>

*** How do I join computer/device audio?**

On most devices, you can join computer/device audio by clicking Join Audio, Join with Computer Audio, or Audio to access the audio settings. Learn more about connecting your audio here <https://support.ZOOM.us/hc/en-us/articles/201362283-How-Do-I-Join-or-Test-My-Computer-Audio->

*** Do I have to have a webcam to join on ZOOM?**

While you are **not required** to have a webcam to join a ZOOM Meeting or Webinar, you will not be able to transmit video of yourself (we won't be able to see your smile!). You will continue to be able to listen and speak during the meeting, share your screen, and view the webcam video of other participants.

ZOOM support

The ZOOM website has a very comprehensive Help Center. For help with getting setup to use ZOOM and with any issues you may encounter, please visit their Help Center.

<https://support.ZOOM.us/hc/en-us/articles/206175806>

Ronald McDonald Challenge Update



Hi fellow members, our 2020 Ronald McDonald challenge has been rescheduled for October. Bring your quilts (both challenge fabric quilts and non-challenge fabric quilts) to our September meeting. (Or you are welcome to drop them off at my house or Elizabeth Cooper's house.)

In October, we will display them. We will vote for our favorites and ribbons will be awarded in both categories.

The \$5.00 Quilt Among Friends gift cards for the challenge-fabric-participants and the donation receipt forms for all participants will be handed out during our October meeting.

Please refer to pages 8 and 9 for the updated 2020 guidelines and the updated 2020 entry form.

Thanks,
Veronica Mowery

Thank you everyone who joined the July ZOOM general meeting!

I have been putting together door prizes in anticipation of us meeting in person. But, since that did not happen I decided to "deliver" some of those door prizes (I needed to get them out of my house!).

I carried them in the trunk of the car as I was trying to "clean" my sewing room. Here are the names of those who received a door prize. I hope you all found them on your porch or the next best thing. Enjoy!

Heather Schneider

Linda Corbin

Judy Liston

Cindy Worman

Elaine Grasher

Kandy Garrett

Debbie Boice

Rhonda Weddle

Jan Taborsky

Ruth Lloyd

Theresa Sparkman

Tory Swartzwelder

Lori Noe

Cheryl Hunker

Jolene Mershon

Susan Reinarz

These prizes cover the months of April, May, June and July. Good luck to our members for the upcoming August ZOOM meeting. Please remember while you are "cleaning" your sewing room please remember the Guild if you come across material, kits, books, thread, or accessories that you know you will not use, I will pass them on to someone who might. You are more than welcome to drop the items off at my house, just put them on the front porch. Please put your name on the items so that I can Thank You in the next newsletter.

Thank you goes out to Jan Taborsky and Debra Hood for helping me deliver these door prizes!

Gayle Krengel

FREE!

Inspira Quilting Frame 10 feet long, can be fixed to 5 feet long. Has 100 inches of quilting width. Comes with a quilting cruise control. Made for a Viking Quilting Machine.

Contact Gayle Krengel (817)584-4882

Dear ones, not much activity to report. Project Linus had a brief meeting where our officers weathered the sweltering heat to make a drop off collection site. They are courageous. I delivered about six or seven bags of donations from many of you. There were quilts, quilt tops, fabric, fabric scraps, batting, batting scraps, fleece, flannel, and that's all I can recall this moment.

For any of you that have used up all your fabric and scraps (tee hee) during sheltering Jolene (kit fairy) has given some darling and not too difficult kits. A delivery to your porch is available to anyone and you can receive without contact. Just let me know if you want a delivery.

Let me apologize to all, we are experiencing computer and network issues so some info I can't access.

Project Linus would like to thank the following: Elaine Grasher, Randa Dillon, Jolene Mershon, Phyllis Borton (quilting Queen), Elizabeth Carr, Debra Ware, Shelly Uggan, Denny Cornett, Susan FitzGerald, Pat Owens, Janice Farris, Pat Shelton, Amy Steinart, Maria Freitag, Debra Hood, Nancy Spell, Dale Scott, Charlotte Humphrey, Ching-Ling Herbert, Judy Liston, Veronica Mowery, Billie Brechen, Judy O'polka and Bobbie, Janice Mowery (fleece & flannel Fairy), a friend of a daughter of Linda McPherson, Kathy Hester, Pat Hall, Cindy Bergman, and to all the dear quilters throughout the year.

As a reminder, the hospitals request quilts that measure 44 x 40 as a minimum for little ones. For larger kids 57 x 44. Specifically for Snowball Express all those kids are older so the larger sizes are needed for them.

For a new idea check out www.projectlinus.com/patterns. And at www.quiltmakermagazine.com/projectlinus there are a number of quilt patterns specifically designed for Linus this year and archived past years.

Please remember the work we do for our guild and our community enrich us and generations to come. Stay safe and sincere thanks.

Thank you again, Elizabeth

QGOA's 2020 Donation Quilt



"Friends in My Garden"
83" X 91"

Calling all Members!

Due to the COVID-19 Pandemic, and to remain in compliance with state orders, we have had to cancel several of our monthly sale opportunities this year. QGOA needs your help in selling our 2020 Donation Quilt Tickets!

Please reach out to your friends and family, by social media, email, phone, or the good old fashion way of writing letters! Let's share with them and give them the opportunity to win our beautiful quilt!

REMEMBER to purchase your \$20 of tickets too!

Tickets are \$1 each or 6 tickets for \$5. Yes, we will still have the drawing on December 8th.

**** NEW ****

Donation Quilt Tickets can be purchased with credit cards on our website! Follow the link on the home, membership or donation quilt page.

Or click here!

<https://qgoa.org/product/donation-quilt-raffle-tickets/>

*Please help us and spread the word!
Thank you, Amy Steinert & Susan*

Texas Grand Masters: Timeless Quilts Texas Quilt Museum

CARPENTER'S STAR

Shows: 2016 Dallas Quilt Show, 3rd Place Award;
Quilter's Guild of Parker County 2018, 3rd Place
Award

Made by: Dr. Carolyn F. Troupe

Location: Weatherford, Texas

Materials: Cotton fabrics

Design Source: Carpenter's Star Block

The Carpenter's Star block was enlarged to complete this 65" x 65" quilt. I am very pleased with its finish and the show awards it has received.



"Are you shopping through Amazon, Kroger, and/or Tom Thumb?"

Please consider helping to support our guild. Refer to our website at <https://qgoa.org/help-support-the-guild>



2020 Military Quilt Project The Stash Buster Challenge

As presented by Border Creek Station
www.bordercreekstation.com

One block, many quilts!

Size Requirement: 55 x 65 to 72 x 90,

Ideal size 55 x 65

Quilts to be shown/turned in at
October meeting.

We will NOT be judging quilts,
just admiring them.

Goal is minimum 22 quilts in recognition of the 22 Veterans who lose their battle to suicide each day. Let's double it and make it 44!!!

If you wish to do a Quilt of Valor quilt, please see their website for requirements. QOVF.org

Please hold Challenge quilts for October meeting so that we can see the many different results from one block all together.

You may turn in any other quilts you wish to make at any meeting.

👏 🙌 👏

A big thank you to Cindy for her EXCELLENT Demo on making the Stash Buster Block at our July ZOOM meeting!

Celebrating YOU in August!!

We will be including (if you told us yours) birthdays in our newsletters. Don't worry, they will not have specific dates as I would like to keep your personal information out in the web to a minimum!
Just a birth month along with the names for that

Marie Eggleston
Janice Farris
Linda Frey
Kathy Hester
Sherry Livingston
Ginny Miller
Janet Milum
Janice Mowery

Marilyn Mowry
Sarah Munoz
Sheila Parry
Gloria Speakman
Carol Staehle
Shelly Uggen
Christine Weiss

Show and Tell!

Scrap Play
By
Sharon Ligon



Here is my 365 day challenge quilt. Still a work in progress, because it will have another dark border, then a final light border. **Kim Olmedo**



Amy Steinart



Debbie Hood created this brightly colored "Children's Church Songs" quilt, and also this lovely "Frenchy" quilt for her daughter.





Here are some pics of what I have been up to during the first three months of Covid19. First I got started with a 90 day stitch along with Sue Spargo. It was so much fun and I learned alot. The pink/yellow is my first piece and the green/yellow was my second piece.

Elaine Grasher

Here is the quilt that Renee just finished for a good friend who is a retired Air Force Colonel. This kind lady acts as Renee's adopted Grandma, so Renee made the quilt for her birthday.

Karen and Renee Raschio



Here are a couple of more things I did during the stay at home. I worked on my daughter's Aggie t-shirt quilt at the day retreat in February. Cindy Bergman quilted it for me and I got it finished in time to give to my Liz for her birthday in early June.

Elaine Grasher



The Nuthouse was a Stitch Along with Laura Wasilowski from ArtFabric during the Stay at home months



Elaine Grasher





2020 Ronald McDonald House (RMH) Quilts Challenge

2020 Guidelines are the same as 2019.

In 2020 there are two types of Ronald McDonald House Quilts Challenges:

Ronald McDonald House Challenge Fabric Quilt Guidelines

- ♥ This challenge fabric is donated by Quilt Among Friends. Please take opportunities to thank them for their sponsorship.
- ♥ Packet containing the challenge fabric is \$5. The quilt maker who uses this fabric and turns the quilt in before or at the September 2020 guild meeting will receive a \$5 gift card from Quilt Among Friends.
- ♥ Quilts must use a recognizable amount of the challenge fabric in the quilt.
- ♥ Maker may use any other coordinating fabrics.
- ♥ The quilt must be washable and have no buttons or similar items attached that could be accidentally swallowed by young children.
- ♥ Finished quilts must be at least 50 inches on each side.

******Quilts must have an entry form and turned in before or at the September 2020 guild meeting.**

Labels are optional. You do not need to add a sleeve.

Entries will be displayed at the October guild meeting and members will vote on them for ribbons.

Ronald McDonald House (non-challenge fabric) Quilt Guidelines

- ♥ To be donated to Ronald McDonald House any fabric may be used.
- ♥ The quilt must be washable and have no buttons or similar items attached that could be accidentally swallowed by young children.
- ♥ Finished quilts must be at least 50 inches on each side.

******Quilts must have an entry form and turned in before or at the September 2020 guild meeting.**

Labels are optional. You do not need to add a sleeve.

Entries will be displayed at the October guild meeting and members will vote on them for ribbons.

Packets are available at the general meetings beginning in July 2019.

For more information regarding RMH Ft Worth: <http://www.ftworthrmh.org>.

Ronald McDonald House . . . providing a “home-away- from-home” for families with seriously ill children who travel to Fort Worth for pediatric medical care.



2020 Ronald McDonald House (RMH)

Quilts Challenge

Entry Form

Submit an entry form for *each* quilt entered.

- ♥ Ronald McDonald Challenge quilts are due no later than the **September** 2020 Guild meeting.
- ♥ Each entry must have an entry form attached.
- ♥ You may label your quilt if you would like.
- ♥ Do not attach hanging sleeve.

Entrant _____

Entrant email address _____

Entrant Phone _____

Circle one:

Challenge Fabric Entry Non-Challenge Fabric Entry

Quilt Name _____

Quilt Maker _____ Quilter _____

Quilt Description (some identifying feature or picture) _____

Quilt Dimensions: width _____ length _____

Quilters entering a challenge fabric quilt and turned in at the **September** guild meeting will receive a \$5 gift card from Quilt Among Friends.