



# The Quilting Bee

Volume XXXVI Special Quarantine Edition MAY 2020

## Show and Tell Issue!



### Coming up on June 10!

Effie Foster, a member of QGOA and an active member of Friendship Stitchers, turns 100 on June 10. Effie is very active and still quilts a lot. She always participates in whatever group activity Friendship Stitchers has

going on. Effie doesn't get to come to guild meetings because she doesn't drive at night, but she's always at our Friendship meetings.

***I think it would be wonderful if a lot of our members send Effie a birthday card to help make her 100th birthday extra special! Effie's address is 122 Varsity Cir, Arlington 76013. Thank you! Jolene Mershon and the Friendship Stitchers***



I did an Edyta Sitar online mystery quilt along....100 6" blocks in 15 days....was a lot of fun! Kandy Garrett



Completed my project that I began at the QGOA Day Retreat!

Cindy Bergman



Made this quilt for my daughter who lives in Sonoma county and enjoys vast wine knowledge. Pattern by Laura Heine. 14" x 24" Jill Matyastik



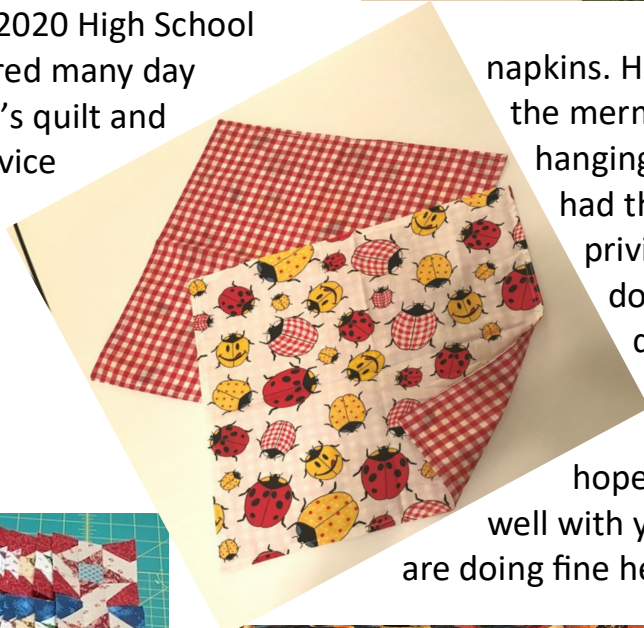


Here's my granddaughter's 2020 High School graduation quilt. I was inspired many day retreats ago by Kathy Sisney's quilt and she gave me lots of good advice when I started it at our spring day retreat this year. Barb Cain



Here are some pictures of our recent quilting/ sewing projects.

Rob designed and made the stoles for our ministerial intern at church. He also made the snowman table runner, as well as the picnic



napkins. He pieced the mermaid wall hanging, and I had the privilege of doing the quilting on it.

We hope all is well with you. We are doing fine here. Don and Rob



My other quarantine project. A swap of 125 3 1/2" friendship stars! Barb Cain







Christmas Kaleidoscope Throw  
 Pieced by Lea Bailey and quilted on longarm by Garland Raphelt  
 Following Jenny Doan's You Tube video, I made this quartered stripes quilt. Hard to believe it's from striped fabric. Backed with plush fabric, used a flange binding, and quilted with a candy shaped design!



Electric Raccoons by Christine Weiss



Here are two items I have made during shut down besides face masks.

A sewing machine cover out of graffiti fabric, machine and a lap quilt for a client.

Linda McQuerry

cover out of graffiti fabric, machine and a lap quilt for a client.



I finished these during Covid-19 lockdown. These are embroidered pictures I made for my granddaughter, Madison. I then framed them and quilted them so she could hang them in her apt. They are motivational and she likes that kind of thing. Jolene Mershon





I got this string top made for the Snowball Express while in Charleston, SC helping our daughter Kate. She delivered twin girls on 5/6! They came 5 weeks early so need extra cuddling :) & feeding. I will be here helping her family until the end of summer. Brought my sewing machine, although I haven't sewn since the girls arrived! Libby McDuffie



This is my quilt sandwich "Little Tikes". The pattern is Echo by Kristy Daum. I bought fabrics from Stitchin' Heaven when they had their move sale the first of October of last year thinking I would have plenty of time to finish the quilt before my husband's cousin's daughter's 1 year old birthday in January and here we are in May...whoops! Veronica Mowery



This is a picture of me teaching my grand daughter Sydney how to sew. She is 4 years old. Tammy Reidy






Elizabeth Cooper surrounded by critters



Game Quilt by Block Party Studios, Pieced and quilted by Lea Bailey. Modified the pattern leaving out the photo album and color caterpillar. Fabric is from my grandson's nursery bedding. Pieces for games and chalk are stored within the pockets. Quilt will be sent to my great-nephews in The Netherlands.



I finished my Little Red Circus quilt during this "stay at home" time. I started the redwork on the blocks about 5 years ago and just worked on them off and on. There is a lot of detail in each block so would take 15-20 hrs each. I decided it would be a great UFO to work on during the Covid-19 stay at home order and since I had plenty of time. I am entering it in our quilt show.  
Jolene Mershon




I just got this back from Carol Hoes, who quilted it for me. Kim Olmedo





This one was made using the Walk About pattern. Had to make it since so many of my friends had and it was super easy to do and they were right! I even got it quilted and bound!!! Project DONE!!! Linda McPherson



My non-challenge fabric entry for Ronald McDonald. "Can Anyone Say Zebra?" Randa Dillon

Here is the quilt I made for the Ronald McDonald Challenge. Lisa Shoemaker

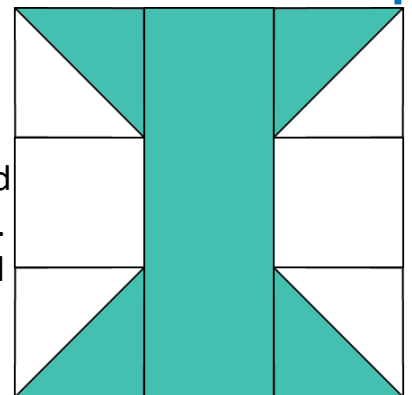


I made these twin quilts for two of my friends that are expecting! Lisa Shoemaker



### BLOCK PARTY!


I don't really have anything for the newsletter since things are on hold. The only other thing would be encouragement to keep in touch and perhaps send a note, and maybe include a coaster or something to brighten another member. Remember to be working on your spool blocks for our previous president Tammy Reidy. The color of thread can be any color you wish but the white color should be white or white on white. Unfinished block size of 6.5". I hope you are all doing well. Kara Overman







This is my entry for Ronald McDonald challenge fabric "Up and Away"  
Randa Dilllon



Here is what I was working on during the quarantine. New cabinets!!! I put a design wall on the doors. I also measured and refolded all my yardage. Rhonda Scott



I have been working on my watercolor piano quilt for the quilt show. This is the bottom half ready to sew!  
Sheila Parry





## MASK MANIA DURING THE COVID-19 PANDEMIC

By Sheila Kinsey



Here are a couple of projects during quarantine that I have completed and am working on. Practicing my free motion quilting on a top from 2004, an X-Block quilt kit, and a panel several years old that needed machine quilting.



Heather Schneider



Since we have been under an order to Shelter in Place due to the current pandemic, along with a lack of PPE (personal protective equipment) for everyone in healthcare, I have been making face masks for my daughter, Leila who is an oncology RN, as well as all of her co-workers who are oncology docs, nurses and staff members.

She made a long list of everyone in her department, and we selected fabric between our two stashes of fabric relating to their hobbies and likes. Some of the fabric I have used have coffee cups and beans, some with daisies, some with RX bottles and band aids, some with dragonflies, several out of beautiful batik fabrics, etc. Because they are wearing masks all day during the pandemic, she wanted them with ties instead of elastic as well as nose pieces. She requested at least 30. However, I ended up making over 51!

Please continue to pray for all who are involved in healthcare, as well as our first responders to be safe and well. And I'm sure my resident RN would want to remind you to stay home during this time as much as possible and wash your hands!








The star with plain background is for my Mother's 90th birthday. The colors match her bed set

The lattice quilt is from material I was given years ago and didn't know what to do with it. Guess I figured it out!



Churn Dash is another project I made from leftover fabric

I have 3 other projects in the works and 70 face masks that were sent to the homeless shelter. Hope you are all staying safe. Hope to see you next month. Pat Owens



**before**



**during**



**After!!**





C  
I  
N  
D  
Y  
  
W  
O  
R  
M  
A  
N



Lauren Crespo



## ***2020 Ronald McDonald House (RMH) Quilts Challenge Guidelines***

In 2020 there are *two types of Ronald McDonald House Quilts Challenges*:

### ***Ronald McDonald House Challenge Fabric Quilt Guidelines***

- ♥ This challenge fabric is donated by Quilt Among Friends. Please take opportunities to thank them for their sponsorship.
- ♥ Packet containing the challenge fabric is \$5. The quilt maker who uses this fabric and turns the quilt in at the in May 2020 guild meeting will receive a \$5 gift card from Quilt Among Friends.
- ♥ Quilts must use a recognizable amount of the challenge fabric in the quilt.
- ♥ Maker may use any other coordinating fabrics.
- ♥ The quilt must be washable and have no buttons or similar items attached that could be accidentally swallowed by young children.
- ♥ Finished quilts must be at least 50 inches on each side.

***\*\*\*Quilts must have an entry form and turned in at the May guild meeting.***

***You do not need to add a sleeve.\*\*\****

Entries will be displayed at the June guild meeting and members will vote on them for ribbons.

### ***Ronald McDonald House (non-challenge fabric) Quilt Guidelines***

- ♦ To be donated to Ronald McDonald House *any fabric may be used*.
- ♦ The quilt must be washable and have no buttons or similar items attached that could be accidentally swallowed by young children.
- ♦ Finished quilts must be at least 50 inches on each side.

***\*\*\*Quilts must have an entry form and turned in at the May guild meeting.***

***You do not need to add a sleeve.\*\*\****

Entries will be displayed at the June guild meeting and members will vote on them for ribbons.

For more information regarding RMH Ft Worth: <http://www.ftworthrmh.org>.

Ronald McDonald House . . . providing a “home-away- from-home” for families with seriously ill children who travel to Fort Worth for pediatric medical care.



# 2020 Ronald McDonald House (RMH) Quilts Challenge

## Entry Form



- ♥ Submit an entry form for each quilt entered
- ♥ Ronald McDonald Challenge quilts at due no later than the May 2020 Guild meeting.
- ♥ Each entry must have an entry form attached.
- ♥ You may label your quilt if you would like.
- ♥ Do not attach hanging sleeve.

Entrant Name \_\_\_\_\_

Entrant email address \_\_\_\_\_

Entrant Phone \_\_\_\_\_

Circle one:

Challenge Fabric Entry

Non-Challenge Fabric Entry

Quilt Name \_\_\_\_\_

Quilt Maker \_\_\_\_\_ Quilter \_\_\_\_\_

Quilt Description (some identifying feature or picture) \_\_\_\_\_

Quilt Dimensions: width \_\_\_\_\_ length \_\_\_\_\_

Quilters entering a challenge fabric quilt and turned in at the May guild will receive a \$5 gift card from Quilt Among Friends.