



The Quilting Bee

Volume XXXVII

Issue 3

MARCH 2021

March President's Message

So, January and February have been a bust so far this year! Let's hope March and the ensuing months are kinder to us! Opportunities abound with a wonderful line up of speakers and workshops! Please check the website often to see what's going on. Coming up in March we have the very talented Carol Morrissey entertaining us with a lecture and workshop! We also have an away retreat coming up in March, and a rescheduled day retreat in April. At this point, neither snow nor rain nor heat nor gloom of night will keep me away from the Bob Duncan Center on March 9!

Happy quilting 'til then!

Debbie Hood, President

Workshop Opportunities

Wanted to make sure you were aware that the workshop with Leo Ransom was cancelled due to weather concerns, the Guild Treasurer is prepared to issue refunds.

OR you could roll your workshop fee to either the new March or April one or get your refund. Just let us know. You can register for these on the Guild website or at the General Members' Meetings. Don't wait too long, though, I have a feeling the postcard workshop especially will fill up quickly.

Your Quilting Workshop Gurus,

March 9 Guild Meeting Program

CAROL MORRISSEY – Art and Nature, a Colorful Collaboration

Carol Morrissey is a fifth-generation Texas quilter who embraces that heritage with enthusiasm. Her work reflects her love of photography, gardening, nature, and painting. Carol began sewing clothing as a child but didn't make her first quilt until she was in her thirties. Her work has been exhibited and published internationally, and is in many private collections. She enjoys providing programs and workshops to quilt guilds and other groups, sharing her love of quilting, her inspirations, and her techniques with others.

Carol's favorite quote: *"If you like something, what's so bad about doin' a lot of it? You never know when it's going to end."*

Elvis Aaron Presley

Good news!

Carol Morrissey is our speaker scheduled for our March 9th meeting and she has agreed to add a workshop for us on March 10th. The workshop highlights are below. This might be a fun way to supply our quilt booth with items to sell and how fun would this technique be for Christmas cards! You can sign up online or at the March 9th meeting.

Fabric Postcards - This has been Carol's most popular workshop for several years. These colorful little pieces are fun to create, they're quick, and they make great gifts. Plus, they're a standard size, so they can be easily and inexpensively framed! Carol has three different postcard collections from which to choose (pattern purchase is required for the workshop).

[View course description and supplies.](#)

The Block of the Month

This beautiful block pattern was designed by Marcia Hohn. It is from her site, "The Quilter's Cache". Marcia calls this pattern "Signature Cross" and it finishes at 12' x 12".

<https://www.quilterscache.com/SignatureCrossBlock.html>

2020 has been such a hard year for all of us. Friendship can heal so much. I thought a signature block pattern was the best one to start with.


Please use pastels and/or floral material for the body of the block. The center square (for their signature) should be made out of cream material or tone on tone cream material. I think that will make a soft and pretty quilt. After 2020, we need soft and pretty!

Attention Zoom members. You can participate too! You don't have to be present to win. However the blocks have to be at the April meeting. If you live in south Arlington, you can bring the blocks to my home. If you live in north Arlington, please bring your blocks to Debbie Hood's home. Or you can mail them to Debbie. This will be fun!!

Kayleen Farrington, Block Party



©July13 2000 Marcia Hohn
<http://www.quilterscache.com>



Party Time!!!

Block Party Time!!!

Since we couldn't have a Guild meeting in February, let's have the Valentine Mug Rug Exchange at the March meeting! I've heard from folks who have completed their Mug Rugs and want to exchange them.

Use any sewing technique, but it has to have a heart on it. It should be large enough for a mug and a treat. Turn in the mug rug, a beverage and a snack in a sack at the beginning of the March Guild meeting. Come back at the break for the exchange. Remember to include your name INSIDE the bag. Happy Valentine's Day!!!



APRIL BLOCK PARTY

Because of the ice, snow, and February's Arctic Polar Vortex... let's turn in the Signature Cross blocks at the APRIL Meeting.

Kayleen Farrington, Block Party

Sunshine and Shadow


Margery Kasar a long time member of QGOA and Piecemakers. Several years ago, she moved to Oklahoma to be with family. Her husband *Rod* passed away January 26th. I am sure there are a few older members (like myself) that still remember her and the numerous charity quilts that she made. Anyway, thought some of the older members might want to know. If they want to send cards, they can contact me and I'll give them her address. Thanks so much, Linda McPherson

Billie Brecheen passed away February 12 from cancer. She was a long time member of the guild and was the organizer of our Fidget Group.

Judy said it is sad, but such a blessing, because she was in such pain. If you want more info please contact Judy Liston, they were close friends.

2021 Donation Quilt
"Tidal Transitions" (85" X 85")

A



Storm at Sea quilt was pieced by Kim Olmedo, Sharon Ligon, Debbie Panton. Quilted by Pat Madrid.

Thank you ladies for creating this beautiful quilt!

Tickets to win this beautiful quilt are available online at this [link](#) or via "snail" mail by sending a check to QGOA at PO Box 13232, Arlington, TX 76094. We guarantee stubs will be filled out and added to the drawing. The drawing will be held December 14, 2021, need not be present to win. We will incur shipping cost to an out-of-town winner.

Tickets are \$1 each, or 6 for \$5.

Members are asked to purchase \$20 for a pack of 24 tickets.

Please try to sell ticket to friends and family and buy more!



Look who's making our 2022 Donation Quilt! Thank you to Joyce Clark for stepping up and taking on this important creative task! It's never too soon for you (and maybe some friends) to volunteer to make our 2023 donation quilt!



Please volunteer to help the Quilt Scheduler at our general meetings.

Call or email Susan FitzGerald.

**Donation
Quilt
Recipient**



Members should know that each year our donation quilt provides operating fund for our programs and a portion of the funds goes to a community charity. Each year we vote on our charity of choice. Thank you for voting!

This year our charity will be the Open Arms Health Clinic. Their mission is to provide free, quality, compassionate healthcare to individuals and families of North Texas dealing with chronic and non-emergency acute illnesses, who have barriers to accessing healthcare, by promoting wellness and providing physical, emotional, and spiritual care in a loving, nurturing environment. The faith-based nonprofit clinic is staffed by volunteer professionals and 100% funded by grants and donations.

Golden Spool

Twice a year, we like to recognize a member who has given their time and talent to make our guild better for everyone. At our Spring meeting, we will be naming our Golden Spool Recipient for 2021. (Previous recipients are listed in your Membership Directory, and those members are not eligible). If you would like to recognize someone you've worked with in a stitch group, workshop, or committee, please use the Golden Spool Nomination Form on the homepage of our website that lists some of the qualities of this person. I'll also have copies of the form at our meetings. Just fill it out with your nominee and email the form to Carol Hoes, carol@larwel.com. We look forward to hearing from you!



[Golden Spool Nomination form](#)

SafeHaven March 2021

Hello Everyone!

Hope you all weathered the storm. I was one of the lucky ones, power and water. As I watched TV, I was grateful and a little guilty. I kept thinking about those SafeHaven clients and how they were weathering the storm. I pray they were safe and warm.

One of the immediate needs for SafeHaven is pillows and pillowcases. Please bring your donation to the March meeting. **I know we all have fabric in our stash that can bring joy to the clients.**

Stay Safe! Cynthia Berend

2021 Miniature Auction

TO ALL QGOA MEMBERS:

I put this plea in the previous newsletters and wish to 'repeat' it for March!! I am asking all of our QGOA members to use their creative talents to make a miniature quilt for our auction at the quilt show for 2021. Since we were unable to have a show in 2020, we are encouraging people to give us their best shot at making a mini for our auction. Rules are simple and located on our QGOA.ORG website under the heading of Quilt Festival. If you chose to do a Cancer mini, you now have more several colors to pick from that will depict the type of cancer you wish to represent. You have choices so please let your creative juices flow and make us proud. You will have to register your mini on the Festival website but there is no charge for the entry. Each entry can either be slated to benefit Cancer Care or the guild – your choice. I am sure we will be held to a maximum number of mini's but we will accept all and put the overflow into our guild booth for sale. Please call me with any questions and please try to stick to the guidelines as that makes it easier for all that enter. I am looking forward to an awesome collection of mini's. Thanks so much.

Linda McPherson 817-675-1971 - Cell

Ronald McDonald House (RMH) Quilt Challenge

Need a retreat project? Consider participating in the Ronald McDonald challenge!

There are 5 challenge fabric packets left and there is the non-challenge fabric category too. Quilts are due in May. I will be collecting finished quilts now until May.

Please refer to the website for the 2021 guidelines and the 2021 entry form.

Thanks,
Veronica Mowery



"Are you shopping through Amazon, Kroger, and/or Tom Thumb?"

Please consider helping to support our guild. Refer to our

website at <https://qgoa.org/help-support-the-guild>



Second Saturday Zoom Sew Along (virtual) each month from 10am-2pm. Look for the ZOOM link the day before the second

Saturday.

There are door prizes and lots of fun conversation. All from the comfort of your own home!

February prize winner's were Kathy Hester and Amy Steinert

2021 Military Quilt Project

Are you looking for an idea for your Military Quilt Project quilt donation?

Here is the link to this year's [2021 Stash Buster block](#) from Border Creek Quilts.

This is just a suggestion, I loved the quilts from last year's block! Other ideas to consider are string quilts, your favorite pattern or something new you have wanted to try. If you want to try a string quilt I have a tub of strips! I also have fabric that was donated to the Military Quilt Project. Lots of branch specific pieces, and a few started projects. I also have 3 sets of blocks from 2019 when I did the block kits. If you would like to work on one of these or you need some fabric for a MQP donation quilt give me a call.

Size Requirement: 55 x 65 to 72 x 90, ideal size 55 x 65

If you have made a top and are unable to quilt it, we have a few wonderful longarm quilters that will help with a few.


Many hands make light work. Thank you!
Cindy Bergman

The new 2021 QGOA

Directory is ready for pickup at the next in-person guild meeting! For the folks who prepaid their postage they're in the mail too.

The following people helped fund the 2021 directory costs: Pat Madrid with "Create In Me Quilting"; Delores Talbott with "Dee's Longarm in Motion"; and Carol Hoes with "Fine Point Quilting Longarm Services."

Each of these ladies provides exceptional quilting and reasonably priced services. Please consider supporting their businesses the next time you have a project ready for quilting. Their contact information is located on the last page of the 2021 QGOA Directory.



in

Military Quilts from November Challenge

This was the email I received from Lezleigh Kleibrink.

"I'm so excited!! This is Jeffrey from the Dallas Fisher House. He came and picked up all the quilts this morning. He was SO EXCITED to have them for the families and vets who live in the house. He said they have wanted to have a quilting group who can donate these to them, so this was a blessing! He also said when they open the house back up they want to have the guild come for a tour!"

Thank you Lezleigh for helping me find a home for our beautiful quilts.

I am looking forward to working with Jeffrey this year to place our quilts with their families.

Cindy Bergman

Editor's Note:

Photos of the Military Quilt Project quilts can be found in the [December 2020](#) QGOA newsletter.





Dear Ones: I certainly hope your month went better than mine. Did everyone get lots of sewing done during the ICE AGE!? Who would ever expect that Arlington could be without power for at least 5 days and practically freeze and shiver under covers ? Did you experience rolling outages or permanent loss? Or who would think that Arlington would have possibly contaminated water where you couldn't brush your teeth, or flush a toilet for fear of some foreign object or odor occurring, or just no pressure? We have had some challenges, so now it is a gift that we only have to deal with a contagious virus. I regret I have little news to report so I will repeat the words of thanks to all you precious quilters. Project Linus would like to thank the generous contributors and blanketeers : Quilt Among Friends, Peggy McCormick, Jolene Mershon, Nancy Spell, Janice Mowery, Cynthia Berend, Phyllis Borton, Janice Farris, Pat Shelton, Debra Hood, Judy Liston, Billie Brecheen(of blessed memory), Susan FitzGerald, Kara Overman, Effie Foster, Robbie Colley, Bobbie, Randa Dillon, Charollette Humphrey, Maria Freitag, Shelley Uggen, Pat Owens, Ella Rushing, Montie Green, Veronica Mowery, Gloria Speakman, Mona Landers, Debra Ware, Dottie Hughes, Ching-Ling Herbert, Elizabeth Carr, Kayleen Farrington, Joan Gregory, Rose Kauhane, Penny Kilpatrick , Sheila Kinsey, Sherry Livingston, Pat Madrid, Patsy Martin, Libby McDuffie, Linda McPherson, Tammy Reidy, Tory Swartzwelder, Denny Cornett, Amy Steinart, Dorothy Koeritz, Carolyn Bowden, Carole Armstrong, Jill Matyastik , Kathy Hester, Helga Smith, the entire Friendship Stitchers group for string quilts, Dale Scott, and Gayle Lacerda. Thanks so much to all of you, forgive me if I overlooked your name.

Remember the work we do for this guild and our community enriches us and generations to come. Sincerely, Elizabeth .

A COUPLE OF WORDS FROM YOUR TREASURER

Rewards Programs

Are you participating in the rewards programs and wondering whether or not we are realizing your contributions? We are! Last year we received a total of \$81.95. We received \$44.09 from AmazonSmile, \$20.33 from Tom Thumb, and \$17.53 from Kroger! Every little bit helps!

Refer to the guild's website under [SUPPORT](#) if you need instructions for participating.

Online Payments

I know it has been super convenient to pay for guild expenses online; however, we have already incurred \$151.39 in credit card processing fees this year and we are only in February. Please consider paying cash or check whenever possible.

Also, keep in mind, when we refund a credit card payment, we are not returned the processing fee.

Thanks,

Veronica Mowery, 2021 Treasurer

Heartfelt Birthday Blessings to YOU in March!!

Penny Kilpatrick
Elizabeth Carr
Veronica Mowery
JoAnn Eubank
Jeannie Robinson
Elizabeth Cooper
Jana McBroom
Kathy Sisney
Beverly Francois

Carolyn Bowden
Dwain Edwards
Melba Drenna
Debra Ware
Bob Ressler
Gayle Lacerda

Cactus Rose - Spring AWAY Retreat - 2021
Are you Ready for a Break from Isolation or What??!!
Sunday, March 21 – Wednesday, March 24, 2021



You may Sign-up and pay online
Or mail-in form with a check

www.qgoa.org website – Forms
Or - February 9 @ Guild Meeting
March 9 @ Guild Meeting

***QGOA is offering an AWAY RETREAT for the great price
of \$170 for a 3-night, 4 day retreat!**

Included in this price is breakfast (breakfast casserole, egg tortilla, etc.) and lunch (sandwich and chips). Drinks include coffee, tea and filtered tap water (no bottled water). Not included is dinner. We will be ordering specific entrees from local restaurants. A list of the entrée selected each night for the group will be available at a later date. The first night we plan to have pizza! You may participate in the dinners at the cost of the meal ordered. Or, if you have allergies, etc., you may choose to bring your own dinner.

Check-in is no earlier than 10:00 am Sunday
and a flexible 2:00 pm checkout on Wednesday.
Our limited enrollment of 17 is going fast, don't miss out!

*It is suggested that each person has received at least one COVID 19 vaccination. This is a closed area and we will try to maintain spacing. Masks are suggested for everyone.

Away Retreat Coordinators
Judy O'Polka & Sherry Livingston

Checkout the retreat website for more details: www.cactusrosehideway.com

President's Block

Debbie Hood has chosen a block for her 2021 President's Block. It's called "Tiny Houses".
Replay: Create a tiny house quilt block with Jenny and Misty from Missouri Star. Streamed on
YouTube 2/26/19. This is a great demo.

<https://youtu.be/G1vn043LV50>

Please use Christmas fabric to make your house block. Dimension are listed below:

Block is 6" x 4.5" unfinished

Sides – 2" x 3"

Top – 1.5" x 4.5"

Door – 1.5" x 3"

Roof – 2.5" x 4.5" (corners for snowballing 2.5" x 2.5")

This is such a fun pattern. During this long winter's break, let's all start making some tiny houses.

Kayleen Farrington



NORTH TEXAS QUILT FESTIVAL

August 19-21, 2021

Irving Convention Center

Theme: *Sing your Song in Fabric*

Online Show Entry Forms Due:

June 1, 2021

Entry form link: <https://sewingexpo.com/Events/Dallas,TX/NTQFEntryForm2021.aspx>

Your North Texas Quilt Festival Committee is in planning mode and ready for you to get excited about an in-person Sewing and Quilt Festival in August. We will be asking for your beautiful Show Entries, Miniatures for the Auction, and your assistance to putting this event together. Our host, Original Sewing and Quilt Expo, is excited to work with us again to put on a fabulous show with Quilts, Classes and Vendors. They have even added some seed money to the Prize Pool so we can award Cash Prizes to our quilt creators. Get your entries into shape to show us what you have been creating during this past year. Make sure to allocate some of your time to volunteer to help make the event run smoothly. If you have any specific questions or need to reach out to the Committee, use the email NTQFGuilds@gmail.com. We look forward to a great show in just a few short months.

REMEMBER: Get your quilts ready and **enter** them into the show! We expect to be able to show 350 lovely quilts. The entry link and instructions are [here](#). They have the 2020 dates on it but the categories will be the same in 2021. There is a theme category. The theme is "Sing Your Song In Fabric." Did you notice that there will be some prize money available for the 2021 NTQF?

We also need **miniatures** for the mini auction. Linda McPherson has done a fabulous job with this for a few years and she is doing it again. Yea!!!

Kathy Hester and Lea Bailey are collecting **items for the guild booth**. We have had great results the last two years and look forward to 2021. A BIG thank you to Kathy and Lea!

Plan to volunteer.

If you have questions just contact me. My contact info is in the directory.

Randa Dillon and Christine Weiss

Your NTQF committee representatives

Pot Holder Challenge!

How creative can you be making a pot holder or hot pad? How can it be different and provide a solution? What's your favorite pot holder?

We challenge you to create a pot holder (or two or three) for the Pot Holder Challenge planned for **April 2021** at the guild meeting. **Add a layer of heat reflecting fabric such as Insul-Bright.** Another layer of batting would be nice as well. If only using batting, please use 2 layers.

Entries will be voted on in There'll be 3 categories (creative, functional, and favorite) with one winning entry in each category receiving a prize. All entries will be considered donations to the guild and be available for sale at the quilt show in August.

Ideas?? Checkout our Pinterest Board at https://www.pinterest.com/lbailey695/quilt-guild-booth-ideas/tools/organize/?organization_feed=False

Questions? Contact Kathy Hester or Lea Bailey

Quilt Show Booth 2021

If you have items ready to donate to sell at the quilt guild's booth at this summer's quilt show, please bring them to the next guild meeting or arrange to deliver them to Lea Bailey. Items are being accepted at each month's meeting at the tables at the back. Small items, quilted items, notion type items, knitted items, fanciful items, or whatever you think a quilter might be intrigued by--these are the kind of items we are wanting. No commercially made or manufactured items.

Fabric Postcards Class Description and Supply List

I'll share my favorite fusing techniques while we make colorful postcards using fused, raw-edge appliqué. You can actually mail these postcards if you want, or use them as gifts, frame them, or swap with friends. I will also give a free-motion stitching demo on my sewing machine at the end of the workshop to show you how you can incorporate thread work into your postcards.

Each attendee is required to purchase my Texas Wildflowers Postcards pattern, or one of my other postcards patterns, which I will bring with me (or mail, as appropriate) to the workshop.

Supplies:

- * Pencil and note paper.
- * One yard of Wonder Under. If you prefer another brand of paper-backed fusible web, that's okay, but I use Wonder Under #805 by Pellon. If I am teaching in person, I will bring a bolt that will be available for purchase during class.
- * A non-stick pressing sheet or some parchment paper. Note: Parchment paper is different than freezer paper.
- * A light box.
- * Scissors. We will cut paper-backed Wonder Under that is fused to fabric, so if you don't want to use a particular pair of scissors on paper, bring a pair that you don't mind using on Wonder Under.
- * Iron and ironing surface
- * Heavy-duty fusible interfacing/stabilizer such as Peltex 72F (or similar product). The postcards measure 4" x 6", so purchase yardage accordingly depending on how many postcards you wish to make. People typically make two to four during the workshop. Some brands of interfacing/stabilizer have fusible product on one side, both sides, or neither. It does not matter which brand you get, or whether it is fusible, because you can apply Wonder Under on it during class if needed. If I am teaching in person, I will bring a bolt of Peltex so that you may purchase it during class. If I am mailing your postcards pattern to you, and you wish to purchase pre-cut 4" x 6" pieces of Peltex 72F, you may request that I include those with your pattern at a cost of \$.50 each.
- * Rotary cutter, small rotary ruler (you will cut 4" x 6" shapes), and cutting mat.
- * Optional: tweezers

Fabrics:

Each postcard requires 4" x 6" pieces of fabric for the front and back. These can be two different colors. The pieces of fabric we'll need for the appliques are small, so you can use those pretty batik scraps that you've been saving. Batiks are recommended for this project. Commercial prints tend to fray when cut into small pieces.

Regarding sewing machines: It is not necessary to bring a sewing machine. I will demo free-motion stitching, but you do not have to do any stitching on the postcards. It is optional. You'll want to zigzag the outer edges of the postcards after they are finished, but you do not need to do that in class.