



The Quilting Bee

Volume XXXVII

Issue 4

APRIL 2021

April 13 Guest Speaker **BARBARA EIKMEIER!!**



Hello Dear Friends!

I hope the only March Madness you experienced was basketball! Did you know that March was also National Quilting month? I love it when the world wants to celebrate the things that I enjoy! We had a great meeting, speaker and workshop with Carol Morrissey in March and are looking forward to April with BARBARA EIKMEIER - The Random Block Sampler. Barb is also doing a workshop, so check out the website or elsewhere in the newsletter for more details.

Our second Saturday Sewalong is going well on the ZOOM format. Our March door prize winners were Sarah Munoz, Peggy Becker and Randa Dillon. If you haven't checked it out, April 10th is your next opportunity!

There are a lot of guild activities going on now and/or soon. Seems like many of us are getting our covid vaccines, and people are starting to get into a groove! We will continue to meet in person and via ZOOM until further notice. (Please note that we are not media professionals and a ZOOMED live meeting may not have the best sound or visual quality as when the speaker is communicating directly through her own ZOOM set up. That said, we will continue to do our best for those staying at home. Please let Tina know if you have any problems that she might be able to resolve.

Look throughout the newsletter, and check the website for info about Day Retreat, Quilt show, Ronald McDonald, block party, etc. Find a place to get involved! Get to know someone new! See you April 13!

Happy Quilting!

Debbie Hood, President

The Random Block Sampler Barbara learned to sew in 4-H and made her first quilt while in high school but didn't start quilting seriously until after she married in 1984. She's been teaching quilting since 1990 and her favorite technique is applique. She has written four quilting books, designed fabrics and patterns, and presents programs and workshops to guilds around the country. Her lecture will include a trunk show of sampler quilts made with blocks of many sizes. Popular in the late 1800s, the random size block quilt has its own set of challenges. She will present examples and show how you can convert your own block collection into a stunning quilt.

Barb's Favorites **April 14 WORKSHOP** Random Block Sampler

Students are invited to bring a set of blocks of different sizes to make into a stunning sampler quilt. In the first half of this 6-hour workshop, Barbara will teach how to make a variety of units with the Magic Triangle Ruler. The second half will be spent with students designing their own one-of-a-kind quilts using their assortment of blocks and the techniques learned in the first half of the workshop.



Our NEW workshop location is Traders Village RV Park Recreation Center, 2602 Mayfield Road, Grand Prairie, TX 75052. The Recreation Center is beside the Convenience Store.

The Block of the Month

This beautiful block pattern was designed by Marcia Hohn. It is from her site, "The Quilter's Cache". Marcia calls this pattern "Signature Cross" and it finishes at 12' x 12".

<https://www.quilterscache.com/S/SignatureCrossBlock.html>

2020 has been such a hard year for all of us. Friendship can heal so much. I thought a signature block pattern was the best one to start with.

Please use pastels and/or floral material for the body of the block. The center square (for their signature) should be made out of cream material or tone on tone cream material. I think that will make a soft and pretty quilt. After 2020, we need soft and pretty!


Attention Zoom members. You can participate too! You don't have to be present to win.

However, the blocks have to be at the April meeting. If you live in south Arlington, you can bring the blocks to my home. If you live in north Arlington, please bring your blocks to Debbie Hood's home. Or you can mail them to Debbie. This will be fun!!

Kayleen Farrington, Block Party



©July13 2000 Marcia Hohn
<http://www.quilterscache.com>



APRIL BLOCK PARTY

A big THANK YOU goes out to the 13 quilters who participated in the Valentine's Day Mug Rug swap. Very pretty!

Remember to bring the Signature Cross block (pattern on the website) to the April meeting. One ticket for each block and we'll pull a winning ticket at the end of the evening for all the blocks. If you attend by Zoom, call me about turning in your blocks before the meeting.


If you've completed any President's Blocks, bring those in also. The "Tiny Houses" pattern is on our own QGOA website.

Happy Quilting,
 Kayleen Farrington
 Block party

Happy Birthday April!



2021 Donation Quilt
"Tidal Transitions" (85" X 85")



A Storm at Sea quilt was pieced by Kim Olmedo, Sharon Ligon, Debbie Pantan.
Quilted by Pat Madrid.

Thank you ladies for creating this beautiful quilt!

Tickets are available online at the link below or via mail by sending a check to QGOA at PO Box 13232, Arlington, TX 76094. Tickets are \$1 each, or 6 for \$5.

The drawing will be held December 14, 2021, you need not be present to win.

Members are asked to purchase \$20 for a pack of 24 tickets.

Please try to sell your tickets to friends and family and buy more!

Our charity this year is Open Arms Health Clinic.

Please [click here](#) to order Donation Quilt Tickets.



Thank you Kathy Sisney for volunteering to help Susan FitzGerald, the Quilt Scheduler, at our general meetings.

SafeHaven April 2021

Our contributions for March were overwhelming! Thank you again for your generosity! I delivered 386 items to SafeHaven. Of that 386, 82 were pillowcases.

A big shout out to Kathy Hester who made 47 herself! I also delivered 154 pairs of socks! Thank you all!

For April we will be collecting shampoo and body wash. Hope to see you at the meeting!

Cynthia Berend

Golden Spool

Twice a year, we like to recognize a member who has given their time and talent to make our guild better for everyone. At our Spring meeting, we will be naming our Golden Spool Recipient for 2021. (Previous recipients are listed in your Membership Directory, and those members are not eligible). If you would like to recognize someone you've worked with in a stitch group, workshop, or committee, please use the Golden Spool Nomination Form on the homepage of our website that lists some of the qualities of this person. I'll also have copies of the form at our meetings. Just fill it out with your nominee and email the form to Carol Hoes.



We look forward to hearing from you!

We look forward to hearing from you!

[Golden Spool Nomination form](#)

2021 Miniature Auction

CALLING ALL QGOA MEMBERS:

I am sure this request is getting old but I really do need to have miniatures for the quilt show! These are a great fund makers for QGOA and for Cancer Care. There are lots of talented people in our guild and that has been proven by so many that participated in the Quilt Along this past 25 weeks. I was really impressed with all the 'small pieces' that went into some of the blocks. Please let me know if you are working on a mini or if you have finished one.

I am asking all of our QGOA members to use their creative talents to make a miniature quilt for our auction. Rules are simple and located on our QGOA.ORG website under the heading of Quilt Festival. If you chose to do a mini for a type of cancer, you now have several colors to pick from that will depict the type of cancer you representing. You have choices so please let your creative juices flow and make us proud. You will have to register your mini on the Festival website but there is no charge for the entry. Each entry can either be slated to benefit Cancer Care or the guild – your choice. I am sure we will be held to a maximum number of mini's but we will accept all and put the overflow into our guild booth for sale. Please call me with any questions and please try to stick to the guidelines as that makes it easier for all that enter. I am looking forward to an awesome collection of mini's. Thanks so much.

Linda McPherson

My contact information is located in the 2021 QGOA Directory.

Ronald McDonald House (RMH) Quilt Challenge



THE DEADLINE IS FAST APPROACHING!!!

I know, I know, such a short turnaround!!! I haven't even finished mine!

Quilts, both challenge fabric quilts and non-challenge fabric quilts are due in May, but I'll take them anytime.

The quilts will be displayed at the June meeting and ribbons will be awarded to the favorites in both categories.

There are still 3 challenge fabric packets left. Please consider making a quilt that provides one of these fragile children warmth, but represents so much more, including love, hope, care, safety and comfort.

Refer to pages [9 and 10](#) for the 2021 guidelines and the 2021 entry form.

Thank you,
Veronica Mowery

"Are you shopping through Amazon, Kroger, and/or Tom Thumb?"

Please consider helping to support our guild. Refer to our website at <https://qgoa.org/help-support-the-guild>



Second Saturday Zoom Sew Along (virtual) each month from 10am-2pm. Look for the ZOOM link the day before the second Saturday.

There are door prizes and lots of fun conversation. All from the comfort of your own home!

2020 Military Quilt Project

I'm sorry I did not do a very good job record keeping last year. If you gave me a quilt last year for the Military Project would you please let me know. Thank you Cindy Bergman

2021 Military Quilt Project

Are you looking for an idea for your Military Quilt donation?

[Here is the link to this year's Stash Buster block from Border Creek Quilts](#)

This is just a suggestion, I loved the quilts from last year's block! This is just a suggestion. How about a string quilt, your favorite block, favorite pattern, or something new you have been wanting to try.

If you want to try a string quilt, I have a tub of strips. Also, there is fabric that was donated to the Military Quilt Project, there are lots of branch specific pieces and a few started projects.

I have 3 sets of blocks from 2019 when I did the block kits.

If you would like to work on one of these or need some fabric for a donation quilt give me a call!

Size Requirement

55 x 65 to 72 x 90, ideal size 55 x 65

If you have made a top and are unable to quilt it, we have a few wonderful longarm quilters that will help with a few. Many hands make light work!

Sunshine and Shadow

Randa Dillon's son-in-law, Grant McCasland, is the Head basketball coach at North Texas.

They are in the NCAA Finals and won their game in the first round of the NCAA

Tournament on Friday.

He was an Assistant Coach here at Baylor. I know Randa is so excited and is very proud of him.

Pot Holder Challenge

Entries from the Pot Holder Challenge will be voted on electronically via email, and Facebook beginning April 5th and ending April 12th at midnight.

Questions?

Contact Lea Bailey, her information is in the current membership directory.

If you enter a pot holder, bring your entry to the April 13th guild meeting.

Winners will be announced at the April meeting.

Let's Have a "Quilting Project Bee"

Come join us on **April 29 from 10:00 am to 2:00 pm** (or some portion thereof) to work on small projects to sell at the QGOA Quilt Booth at the North Texas Quilt Show in August. It's always fun to get together and sew. Plans are to make snap bags and pocket prayers. Instructions will be provided. Got any orphan blocks that are 4x4? Got any worn out metal tape measures? These are supplies we could use for this bee.

We need at least 5-6 people to help. We'll be sewing at Holy Cross Lutheran Church, 4400 W. Arkansas (near Dunn Elem). Contact Lea Bailey, to volunteer, or for more details.


Quilt Show Booth Items

If you have items you've made for the guild's booth at the upcoming quilt show (August 2021), please go ahead and bring them to the next guild meeting. What about those kits you may have picked up to complete at a guild meeting or the last day retreat? There'll be a table at the meeting entrance for you to leave your items. Thanks in advance for helping out with this project.

Show and Tell

Please remember to fill out a Show & Tell form so we can recognize you and your quilt in the newsletter. PLEASE PRINT legibly.

Presented by	Name of Quilt	Quilter	Description
Pat Hall	Does Not Compute		Dare to be Square Quilting by Boo Davis. Two quilts for a friend's daughter who considered my daughters her cousins. She's due with TWIN boys after spring break.
Dottie Hughes	Applied Christmas Tree		A kit that I finally got done!
Dottie Hughes	Hand Embroidered Sports	My daughter	Hand embroidery of different sports
Dottie Hughes	4 Generations Dottie, daughter Monica, Granddaughters Daniele, Karen, Great granddaughters Charlotte & Hannah	Monica my daughter	This past Thanksgiving, the six of us sewed our portion of the Quilt. Mine is across the top, Monica's down left side, Danielle & Charlotte's across the bottom, Karen and Hannah's on the right side. Each one has theirs at the top. The label on the back is a picture of all 6 of us.
Sarah Munoz	In Memory of Steve	Patti Vedro	T-shirt quilt using fronts & matching back of my brother-in-law's t-shirts for the 1 year anniversary of his passing. For his wife Susan.
Lisa Shoemaker	Butterfly Quilt		I saw a picture of a similar quilt on Pinterest and figured out how to make this design. I am learning to free motion on my quilting machine. It's quilted with flowers & butterflies. I am mailing it to my cousin who is due to have a baby girl
Lisa Shoemaker	Pirate Ship Mini Quilt		I designed this pirate ship mini quilt for my best friend for Christmas. We dress like pirates and go to renaissance festivals together. This is the first quilt I have designed and made like this. The sun's rays are thread painted.



Four Generations Quilt - November 21st, 2020
Karen Dorr, Dottie Hughes, Monica Dorr, Danielle Ross,
Hannah Dorr (all of Quail Lake Home, Va)




QGOA 2021 Spring Retreat at Cactus Rose in Stephenville


The retreat was great! It was limited to 17 people and we had a full house. Everyone had a great time. Thank you Judy O'Polka and all the helpers for some great food and wonderful desserts. Our next retreat is tentatively planned for September 23 - 26 at Cactus Rose. Book early!



The first photo is sweet Christine Weiss with a fabric post card that she made for everyone at the retreat. It's a Cactus Rose! How appropriate! (FYI, she took the workshop on postcards with Carol Morrissey). Is Amy on her 2nd or 3rd quilt at this retreat?!! Judy O'Polka along with several other ladies, completed the guild weekly quilt along, "Simpler Times". Sabina Thompson looks like she's getting ready for a Happy Easter. Randa Dillon completing another quilt! Vertically challenged Denny Cornett, with her art quilt. Kathy Hester and her beautiful blended quilt - oh wait - this is also a "Simpler Times" quilt! Last, but not least - guess who is in the last photo with her self portrait?

Submitted by Sherry Livingston





ANNOUNCING the Creation of a **NEW** Group for Quilters who **LOVE** to **READ!**

NOVEL QUILTERS

Beginning May 4, 2021 Everyone is welcome to join us on a regular monthly basis to read a selected book, get together for lunch, and discuss the novel for fun, relaxation, enjoyment, as well as cultural enlightenment about quilting and the events that influenced this historical craft.

We're going to begin with Jennifer Chiaverini's series, The Elm Creek Quilts Book, and her first book, "The Quilter's Apprentice: A Novel"

DATE: May 4th – First Tuesday of Every Month

TIME: 1:00 P.M.

WHERE: Chicken Salad Chicks in the Highlands 3900 Arlington Highlands Blvd, Suite 101, Arlington, TX 76018

Come join the fun!!! No dues required. Bring your own lunch, if you want, or come and sit with the group.

Why the name Novel Quilters?

Novel -- Because quilters are a unique group of special people who love their craft and enjoy sharing & giving away their creations, as well as a reference to reading novels.

Quilters?? Well, that's who we are!!

Hope to see you May 4th !!

RSVP and/or Questions???

Phyllis Borton or, Christine Weiss

Contact information is in the Membership Directory.

**QGOA
2021**

**Cactus
Rose Away
Retreat**



Attention Quilters!

We've registered the **entire** Guild for an exciting upcoming event! On May 22 and 23 the Global Quilt Connection is offering a sampler of 18 different quilt teachers, Zooming lessons in each one's expertise. You can join for as much or as little of the event as you have time for. What a great selection! Be sure to join in. Zoom details to follow.



ALL STAR VIRTUAL SAMPLER PLATTER

May 22, 3-6pm EST

Catherine Redford Walking Foot Quilting Beyond the Ditch
Trudy Cleveland Photograph Your Quilt with a Smartphone
Natalya Khorover Hand Stitching on Single-use Plastic
Ashli Montgomery Storytelling Tees, pair T-shirts with Blocks
Dana Jones Demystifying Design for Foundation Piecing
Kelly Ashton Calculations, Cutting, and Why it Matters
Margarita Koriath Dimensional Designs with Light Modeling Paste
Nina Clotfelter Ruler Work on Your Domestic Machine
Sheila Frampton-Cooper Curved Piecing and Using Monofilament Thread

May 23, 3-6pm EST

Sandy Fitzpatrick Fusible Appliqué with Decorative Machine Stitching
Andi Stanfield Building a Monochromatic Color Palette
Sue Sherman Needle Turn Appliqué for Hawaiian Quilting
Ellen Lindner How to Finish Your Quilt with a Facing
Karen Miller Curled Feather Quilting on a Home Machine
Joyce Hughes Thread Painting, Before and After
Lisa Shepard Stewart Ankara Folded Hexie Blocks and Projects
Ana Buzzalino Paintstiks on Fabric with Stencils and Rubbing Plates
Brenda Gael Smith Piecing Freeform Banded Triangles

You will receive a zoom link and a PDF from your guild, the week before the Sampler that includes written instructions to go along with each teacher's demonstration, as well as a page with tips for making the most of live zoom workshops. If you have signed up as an individual quilter you will get the same link and PDF.

The live zoom meetings will have a 300 person access limit at any one time but not to worry! If the meeting is full when you log in, you will be automatically directed to a youtube livestream and won't miss a thing! We will have moderators on board to make sure the viewer experience is as smooth as possible.



NORTH TEXAS QUILT FESTIVAL

August 19-21, 2021

Irving Convention Center
Theme: *Sing your Song in Fabric*
Online Show Entry Forms Due:
June 1, 2021

Entry form link: <https://sewingexpo.com/Events/Dallas,TX/NTQFEntryForm2021.aspx>

Your North Texas Quilt Festival Committee is in planning mode and ready for you to get excited about an in-person Sewing and Quilt Festival in August. *Our host, Original Sewing and Quilt Expo, is excited to work with us again to put on a fabulous show with Quilts, Classes and Vendors. They have even added some seed money to the Prize Pool so we can award Cash Prizes to our quilt creators!* Get your entries into shape to show us what you have been creating during this past year. Make sure to allocate some of your time to volunteer to help make the event run smoothly. If you have any specific questions or need to reach out to the Committee, use the email NTQFGuilds@gmail.com. We look forward to a great show in just a few short months.

REMEMBER: Get your quilts ready and **enter** them into the show! We expect to be able to show 350 lovely quilts. The entry link and instructions are [here](#). They have the 2020 dates on it but the categories will be the same in 2021. There is a theme category. The theme is "Sing Your Song In Fabric." *Did you notice that there will be some prize money available for the 2021 NTQF?*

We also need **miniatures** for the mini auction. Linda McPherson has done a fabulous job with this for a few years and she is doing it again. Yea!!!

Kathy Hester and Lea Bailey are collecting **items for the guild booth**. We have had great results the last two years and look forward to 2021. A BIG thank you to Kathy and Lea!

Plan to volunteer.

If you have questions just contact me. My contact info is in the directory.
Randa Dillon and Christine Weiss

2021 Ronald McDonald House (RMH) Quilts Challenge



2021 Guidelines are the same as 2020.

In 2021 there are two types of Ronald McDonald House Quilts Challenges:

Ronald McDonald House Challenge Fabric Quilt Guidelines

- ♥ This challenge fabric is donated by Quilt Among Friends. Please take opportunities to thank them for their sponsorship.
- ♥ Packet containing the challenge fabric is \$5. The quilt maker who uses this fabric and turns the quilt in before or at the June 2021 guild meeting will receive a \$5 gift card from Quilt Among Friends.
- ♥ Quilts must use a recognizable amount of the challenge fabric in the quilt.
- ♥ Maker may use any other coordinating fabrics.
- ♥ The quilt must be washable and have no buttons or similar items attached that could be accidentally swallowed by young children.
- ♥ Finished quilts must be at least 50 inches on each side.

******Quilts must have an entry form and turned in before or at the June 2021 guild meeting.**

Labels are optional. You do not need to add a sleeve.

Entries will be displayed at the October guild meeting and members will vote on them for ribbons.

Ronald McDonald House (non-challenge fabric) Quilt Guidelines

- ♥ To be donated to Ronald McDonald House any fabric may be used.
- ♥ The quilt must be washable and have no buttons or similar items attached that could be accidentally swallowed by young children.
- ♥ Finished quilts must be at least 50 inches on each side.

******Quilts must have an entry form and turned in before or at the June 2021 guild meeting.**

Labels are optional. You do not need to add a sleeve.

Entries will be displayed at the guild meeting and members will vote on them for ribbons.

Packets are available at the general meetings

For more information regarding RMH Ft Worth: <https://rmhfw.org/>

Ronald McDonald House . . . providing a “home-away- from-home” for families with seriously ill children who travel to Fort Worth for pediatric medical care.

2021 Ronald McDonald House (RMH)

Quilts Challenge

Entry Form

Submit an entry form for *each* quilt entered.



- ♥ Ronald McDonald Challenge quilts at due no later than the **June** 2021 Guild meeting.
- ♥ Each entry must have an entry form attached.
- ♥ You may label your quilt if you would like.
- ♥ Do not attach hanging sleeve.

Entrant _____

Entrant email address _____

Entrant Phone _____

Circle one:

Challenge Fabric Entry

Non-Challenge Fabric Entry

Quilt Name _____

Quilt Maker _____ Quilter _____

Quilt Description (some identifying feature or picture) _____

Quilt Dimensions: width _____ length _____

Quilters entering a challenge fabric quilt and turned in at the **June** guild meeting will receive a \$5 gift card from Quilt Among Friends.