



The Quilting Bee

Volume XXXVII

Issue 6

JUNE 2021

President's Message

Summer is here! At least I hope so by the time this newsletter arrives! There is really so much going on with the guild! We have new members: Leslie Wagner, Sophia Zamarripa, Kathy Bright, and Janis Hill. If you are a new member and I missed you (I'm SOOO SORRY!) You can email me privately! Stitch groups, sew-a-longs, quilt show prep, and retreats are going strong! Lots of things feel back to normal, but I still miss those of you following on ZOOM. I hope to see you soon in person!

Now's the time to enter your quilts into the North Texas Quilt Festival. The details are on our QGOA website. It's very easy to enter. I am looking forward to seeing some beautiful quilts from our members. After all, you are the best! It's also not too late to whip up a miniature for the show's silent auction. I'm working on mine right now! As you can see, I'm getting really excited about our August show!

June's program is special because of the focus on service. Not only through the Ronald McDonald Challenge, but also all of the other wonderful things our members do throughout the year. I almost feel we should have some kind of award for the most masks made this year! That would be fun! So, June will highlight volunteers, announce our Golden Spool recipients, and show Ronald McDonald Quilts and Nancy's challenge miniatures. We also hope to have a sweet treat for you! See you there!
Debbie Hood



Order Your 2021 NTQF T-shirt Today!!!

(The dates will be corrected of course)

Prepaid Pre-Show price - \$15

Available in Small – 3x

These will be available to order at the meeting. If you will not be at the meeting call Randa Dillon or Christine Weiss with your order. Our contact info is in the directory.

Proceeds of pre-show purchases will go directly the QGOA

Price at the show - \$20

NTQF Rules and Guidelines can be found on [PAGES 10-13](#) of this newsletter!

Nine Ways to Make This NTQF An Awesome Experience for you!!



NORTH TEXAS QUILT FESTIVAL

August 19-21, 2021

Irving Convention Center

Theme: *Sing your Song in Fabric*

**Online Show Entry Forms Due:
June 1, 2021**

1. Please enter your quilts. [Click Here!](#)
2. Make and submit miniature quilts for the mini auction. [Click Here!](#)
3. Make and donate items for the guild booth
4. Plan to volunteer
5. Plan to attend. Tickets will be online later
6. Consider taking some classes offered by the Original Sewing Expo. Classes go online June 10, 2021!
7. Take time to check all the Expo has to offer! [Go Here!](#)
8. Be ready to shop the many wonderful vendors!
9. Consider making it a fun, quilty weekend with friends by spending a few days at the expo hotel! (and save the trouble of driving back and forth)

Show Hotel: Book a room and treat yourself to a mini vacation at the Sew Expo
The Westin Irving Convention Center at Las Colinas
[Click Here](#) to book your room for Original Sewing & Quilt Expo & North Texas Quilt Festival Room Block

Event Summary:

Original Sewing & Quilt Expo & North Texas Quilt Festival
Start Date: August 15, 2021
End Date: August 21, 2021

*Last Day to Book Hotel Room by:
July 25, 2021 Group Rate \$169 USD/night*

Randa Dillon and Christine Weiss

Please enter your quilts in the North Texas Quilt Festival. Do not delay! This is going to be a wonderful show with your beautiful quilts. Deadline for entries is June 1, 2021. There is a Junior division again this year too! This is the [link](#) to register.

Remember, we will help you get your quilt to the show and help you get it back if necessary. Just let us know!

There is a \$25 entry fee for each quilt. If any of you would like to sponsor someone else's quilt please let me know. My contact info is in the directory. All the guidelines and categories are on the above site.

We will be moving forward with allowing 3 entries with the third being a space available entry.

Did I mention that there will be some **cash prizes** available this year? Sew Expo will again be soliciting selected entries for 2021 North Texas Quilt Festival to travel with them to other shows in 2021 and 2022.

Your NTQF committee representatives
Randa Dillon & Christine Weiss
NTQF Rules and Guidelines
[PAGES 10-13](#) of this newsletter

New Stitch Group Possibly Forming

There's a group of us that are getting together once a month to sew/make items that'll become stock in the quilt booth. We learn how to make one or two items each month. So far we sewed some snap bags, pocket prayer quilts, and fidget blankets. We practice our newly learned technique or project as we sew items for the guild booth. Currently we're meeting the 4th Thursday morning of the month. Plans are under consideration to continue this throughout the year. We've had a productive time at our first two meetings. Call Lea Bailey if interested in joining us.

Quilt Show Booth Items

The Quilt Booth is really going to happen this year at the quilt show in August!! We need hand-crafted items made by members to sell in our booth. Items can be for sewists, children, teens, men, ladies, etc. Most any item can be submitted. ***Do show your pride in sewing or crafting the items.*** Profits from the guild's booth help to support our budget.

Here's a selection of items recently received. Items may be brought to the next two guild meetings or brought by my house, or call and we can discuss arrangements.

All items need to be turned in by August 1st at the latest to allow time to price, inventory, and get ready to take to the show.



Please join us via ZOOM on June 12 for the Second Saturday Sew-a-long.

10am-2pm Door prizes, show and tell and lots of

chatter!

Thanks to Lea for hosting in May! Door prize winners were Kathy Hester and Dwain Edwards. Prizes can be picked up at the June



Volunteer Your Time!

We will also need workers in the booth during the quilt show. We'll work in shifts of 3-4 people for 2 hours, which shouldn't interfere too much with your quilt show adventure!

No heavy lifting, but a smiling face is needed. If you're interested, let me know. I'll be scheduling people during June and July. I will also need a couple of people to help set-up and take down. Volunteers will be greatly appreciated!! Contact me by phone (please leave a message and I will get back with you) or e-mail.

CALLING FOR MINIATURE QUILTS! FOR THE MINIATURE QUILT AUCTION AT THE NORTH TEXAS QUILT FESTIVAL

We are asking QGOA members to use their creative talents to make a miniature quilt for our auction.

Each entry can either be to benefit Cancer Care Services or the guild – your choice. We will be held to a maximum number of mini's but we will accept all that we are given and put the overflow in our guild booth for sale.

Entries are due by the June 2021 guild meeting. There will be voting on the Nancy's Cancer Challenge Miniature Quilts at the June meeting. If you are unable to be at the May or June meetings then contact Linda McPherson, Randa Dillon or Christine Weiss or send it with a friend. **You must enter your minis using this [link](#).** There is no charge for entering miniatures. Copy your confirmation email to turn in with the quilt. This year we are allowing other items in the auction. Items must be able to be displayed in a 24 x 24 inch space. All items must be able to be hung on a rod. Some items may need to have a temporary hanging system attached. Hanging sleeves are required for quilt entries. A label is to be attached with your name and the name of the group who will receive the proceeds.

Thank you in advance for participating!

The

Miniature
Auction is a
great fund
raiser for
our guild.

Linda
McPherson




Rules for 2021 Miniatures for the Quilt Show

Miniature Quilt

- * Quilt must have at least 9 blocks, unless it is a whole cloth or Medallion style quilt.
- * Blocks cannot be larger than 4" square finished.
- * Quilt cannot exceed more than 24" on any one side.
- * Quilt can be either machine or hand quilted.
- * Maker of the quilt can designate proceeds from the sale/auction to Cancer Care or QGOA.
- * A label with your name and the name of the group who will receive the proceeds.
- * Hanging sleeves are required for all entries.
- * Register your mini quilt using this [link](#).

Nancy's Cancer Challenge Miniature Quilt

- * Quilt must have at least 9 blocks, unless it is a whole cloth or Medallion style quilt.
- * Blocks cannot be larger than 4" square.
- * Quilt cannot exceed more than 24" on any one side.
- * Quilt 'colors' must be chosen from the chart below and contain at least 75% of one of the designated colors.
- * Quilt can be either machine or hand quilted.
- * A label must be attached acknowledging (in memory of) the loved one that inspired the quilt. Include your name and the name of the group who will receive the proceeds.
- * Maker of the quilt can designate proceeds from the sale/auction to Cancer Care or QGOA.
- * Hanging sleeves are required for all entries.
- * Register your mini quilt using this [link](#).




NOVEL QUILTERS

A quick reminder from that our next book club gathering is next **TUESDAY – June 1st** at **Chicken Salad Chicks** in the **Arlington Highlands** at **1p.m.**

Come join the **FUN!** Below is a list of the books that we are reading.

We decided to continue with the **Elm Creek Quilts** book series by **Jennifer Chiaverini**. In **JUNE** we'll discuss the second book, **Round Robin** and in **JULY** we'll discuss **The Cross Country Quilters**.



We're planning to read book 4, **The Runaway Quilt**, where the author explores the question that has long captured the imagination of quilters & historians alike. Did stationmasters of the **Underground Railroad** use quilts to signal fugitive slaves?

The group also decided to read **Jennifer Chiaverini's** new book, **The Women's March: A Novel of the 1913 Woman Suffrage Procession**. **New York Times** describes **Jennifer's** book as an enthralling historical novel of the woman's suffrage movement inspired by three courageous women who bravely risked their lives and liberty in the fight to win the vote. The book will be released this summer, **July 2021**.

Come Join the Fun!!

JUNE: Tues, June 1st

JULY: Tues July 6th

AUGUST: Tues, Aug 3rd

1:00 P.M.

**Chicken Salad Chicks
in the Arlington Highlands**

2021 Military Quilt Project

Labels, Labels, Labels. Did I mention I have labels for your Military Quilts? Please see me at the guild meeting for a label for your quilt, or send me a note and I'll mail you one.

Are you looking for an idea for your Military Quilt donation?

Here is the link to this year's Stash Buster block from [Border Creek Quilts](#), This is just a suggestion, I loved all your quilts from last year's block! Other suggestions are string quilts, your favorite pattern, or something new you have wanted to try. If you want to try a string quilt, I have a tub of strips for you! Also, I have fabric that was donated to the Military Quilt Project available for you! There are lots of branch specific pieces and a few started projects. I also have 3 sets of blocks from 2019 when I did the block kits. If you would like to work on one of these or need some fabric for a donation quilt give me a call.

Size Requirement: 55" x 65" to 72" x 90", ideal size is 55" x 65"

If you have made a top and are unable to quilt it, we have a few wonderful longarm quilters that will help with a few.

Many hands make light work.

Cindy Bergman



Special thanks to all who have contributed to Project Linus!!

We are hoping to meet again in June. There are free quilt designs at www.projectlinus.org and www.quiltmaker magazine.com


The hospitals prefer small quilts at 44"x40" and bigger quilts at 44"x57" or larger.

Thanks so much for your participation.

With appreciation, Elizabeth

2021 Donation Quilt
"Tidal Transitions" (85" X 85")

A Storm at Sea quilt was pieced by Kim Olmedo, Sharon Ligon, Debbie Panton. Quilted by Pat Madrid.



Thank you ladies for creating this beautiful quilt!

Tickets are available online at the link below or via mail by sending a check to QGOA at PO Box 13232, Arlington, TX 76094. Tickets are \$1 each, or 6 for \$5.

The drawing will be held December 14, 2021, you need not be present to win.

Members are asked to purchase \$20 for a pack of 24 tickets.

Please try to sell your tickets to friends and family and buy more!

Our charity this year is Open Arms Health Clinic.

Please [click here](#) to order Donation Quilt Tickets.

Ronald McDonald House (RMH) Quilt Challenge

THE ONE, THE ONLY, ANNUAL RONALD MCDONALD CHALLENGE IS THIS MONTH!!!!



If you have a challenge fabric quilt or a non-challenge fabric quilt and are attending the meeting, please bring your quilt to the meeting. If you are not attending the meeting, let me know and I'll be more than happy to schedule a pick up. We will vote for our favorites and the ten winners will be announced and awarded ribbons.

You don't want to miss it! It is so fun to see how creatively we use the challenge fabric, and it is so fun to see how creative we get when we put our childlike thinking caps on!!!!

Thanks everyone!!!

Veronica Mowery

Rules and Entry form can be found on [Pages 8-9](#) of this newsletter.

Cactus Rose
Fall 2021 Away Retreat
Stephenville, TX!

Thursday, September 23 –
Sunday, September 26, 2021

Get Ready – Because It's Coming!!

We will start taking registrations at the June guild meeting.

First come, first served for Fun and Frivolity!

Sherry Livingston & Judy O'Polka

SafeHaven June 2021

This month we will be collecting toothpaste, toothbrushes, and shower shoes.

The shower shoes were listed on the immediate needs list. I was also thinking with all the rain, maybe some puzzles or card games might be a good idea. They will take anything we want to donate.

Thank you for your generous donations last month. I delivered several bags of clothing and miscellaneous items last week.

Cynthia Berend

Show and Tell

Presented by	Name of Quilt	Quilter	Description
Karen Raschio	Foxes in the Woods		A friend's first baby is due in June, so I have to finish the quilting quick! I started with the Mommy & Me pattern, but designed the applique myself.
Joyce Clark	Flowers Squared	Phyllis Borton	This was made from a panel I found on the donation table. Made for Project Linus.
Joyce Clark	Pineapples	Phyllis Borton	I made these pineapple blocks after Gyleen Fitzgerald was here a few years ago and I made these into a throw size quilt made for Project Linus.
Joyce Clark	Super Heroes	Phyllis Borton	This was made from a panel I found on the donation table, and sashed the squares with bright solids. Made for Project Linus.
Joyce Clark	Dots	Phyllis Borton	I mad this from some scraps I got from a former QGOA member Kathryn Jacobson, and added some more scraps from my stash. Made for Project Linus.
Sarah Munoz	Teddy Bear Baby Quilt	Patti Vedro	This is my first quilt. I went on a retreat to scrapbook but as the lessons were included at no additional cost, I decided to learn. I made this 5 years ago and said it would be for the 1st baby boy in the family. Just got it quilted this year for my nephew.
Sarah Munoz	John 14:18 "I will not abandon you as orphans..."		Found on give away table a pieced quilt top. I took it home and quilted it for a Linus donation.
Kathy Hester	Block of the Week Quilt		
Cindy Bergman	Birds in the Garden		Wheelchair lap quilt with pocket for my Aunt in nursing home.
Cindy Bergman	Victory Sampler		Quilt Along Blocks for military quilt
Nancy Ellen Soteriou	My Pandemic Escape	Sabine Thompson	Based on a Barbara Brachman's book Civil War Sampler. I used reproduction fabrics and there are 72 blocks in the quilt.

President's Block

Debbie Hood has chosen a block for her 2021 President's Block. It's called "Tiny Houses".
Replay: Create a tiny house quilt block with Jenny and Misty from Missouri Star. Streamed on YouTube 2/26/19. This is a great [demo](#).

Please use Christmas fabric to make your house block. Dimension are listed below:
Block is 6" x 4.5" unfinished
Sides – 2" x 3"
Top – 1.5" x 4.5"
Door – 1.5" x 3"
Roof – 2.5" x 4.5" (corners for snowballing 2.5" x 2.5")
 This is such a fun quick and easy pattern! If you have 15 minutes or so why not consider making some tiny houses using Christmas fabric?!

Kayleen Farrington

"Are you shopping through Amazon, Kroger, and/or Tom Thumb?"

Please consider helping to support our guild. Refer to our website at <https://qgoa.org/help-support-the-guild>



community rewards

Happy Birthday June!!

Kandy Garrett
 Jill Matyastik
 Jan Taborsky
 Donna Akins
 Mike Scott
 Debra Wolf
 Donna Stroud
 Carolyn Troupe
 Tory Swartzwelder
 Robbie Colley
 Jennifer Rike
 Heather Schneider

I apologize if anyone is missing. Please let Maria Freitag our Newsletter Editor, or our Membership Coordinator Phyllis Borton know your birthdate. We would love to recognize and celebrate you too!

2021 Ronald McDonald House (RMH) Quilts Challenge



2021 Guidelines are the same as 2020.

In 2021 there are two types of Ronald McDonald House Quilts Challenges:

Ronald McDonald House Challenge Fabric Quilt Guidelines

- ♥ This challenge fabric is donated by Quilt Among Friends. Please take opportunities to thank them for their sponsorship.
 - ♥ Packet containing the challenge fabric is \$5. The quilt maker who uses this fabric and turns the quilt in before or at the June 2021 guild meeting will receive a \$5 gift card from Quilt Among Friends.
 - ♥ Quilts must use a recognizable amount of the challenge fabric in the quilt.
 - ♥ Maker may use any other coordinating fabrics.
 - ♥ The quilt must be washable and have no buttons or similar items attached that could be accidentally swallowed by young children.
 - ♥ Finished quilts must be at least 50 inches on each side.
- ****Quilts must have an entry form and turned in before or at the June 2021 guild meeting.** Labels are optional. You do not need to add a sleeve.

Entries will be displayed at the October guild meeting and members will vote on them for ribbons.

Ronald McDonald House (non-challenge fabric) Quilt Guidelines

- ♥ To be donated to Ronald McDonald House any fabric may be used.
 - ♥ The quilt must be washable and have no buttons or similar items attached that could be accidentally swallowed by young children.
 - ♥ Finished quilts must be at least 50 inches on each side.
- ****Quilts must have an entry form and turned in before or at the June 2021 guild meeting.** Labels are optional. You do not need to add a sleeve.

Entries will be displayed at the guild meeting and members will vote on them for ribbons.

Packets are available at the general meetings

For more information regarding RMH Ft Worth: <https://rmhfw.org/>

Ronald McDonald House . . . providing a “home-away- from-home” for families with seriously ill children who travel to Fort Worth for pediatric medical care.

2021 Ronald McDonald House (RMH)

Quilts Challenge

Entry Form

Submit an entry form for *each* quilt entered.



- ♥ Ronald McDonald Challenge quilts at due no later than the **June** 2021 Guild meeting.
- ♥ Each entry must have an entry form attached.
- ♥ You may label your quilt if you would like.
- ♥ Do not attach hanging sleeve.

Entrant _____

Entrant email address _____

Entrant Phone _____

Circle one:

Challenge Fabric Entry

Non-Challenge Fabric Entry

Quilt Name _____

Quilt Maker _____ Quilter _____

Quilt Description (some identifying feature or picture) _____

Quilt Dimensions: width _____ length _____

Quilters entering a challenge fabric quilt and turned in at the **June** guild meeting will receive a \$5 gift card from Quilt Among Friends.

North Texas Quilt Festival - August 19, 20, & 21, 2021

2021 Quilt Entry Instructions

NTQF Show Calendar

Event Dates – Thursday, Friday, and Saturday, August 19, 20, & 21, 2021

Event Location – Irving Convention Center at Las Colinas, 500 West Las Colinas Blvd, Irving, TX 75039

Quilt Entry/Registration (online only) – Begins May 1 ; **Ends June 1, 2021**

Registration for Expo Classes and Workshops – **Opens on Thursday, June 10th**

Quilt Check-In/Drop Off - Sunday, August 15, 2021 1:00 pm – 5:00 pm at Irving Convention Center.

Park for free on Sunday in the Convention Center garage and drop off quilts in the main lobby.

Quilt Pick Up - Saturday, August 21, 5:45 pm – 7pm (Entry to the Expo is free after 3:30 pm Saturday)

Entry Requirements

1. All entries, photos and fees must be submitted online at NorthTexasQuiltFestival.com.
2. If assistance is needed, please contact your guild NTQF representative or quilt show chair.
3. A separate Entry with a \$25 Entry Fee is required for each quilt entered in the show. Fees due July 5, 2021
4. Entrant must specify which guild(s) they hold a current membership and must be a member of one or more of these guilds to enter.
5. Each entry must include a color photo of your quilt. A “work-in-progress” photo is acceptable as long as the quilt is recognizable, although a pattern photo is not.
6. All quilts entered must have been completed within the past five years (2016-2021).
7. One quilt entry may be submitted that has been in a previous participating guild show, but it may not have been entered in a past North Texas Quilt Festival, OSQE Quilt Contest, TQF contest, or juried national show.
8. If an entry is withdrawn after July 5, 2021 or is not submitted at quilt check-in for the show, the entrant may not be allowed to submit an entry for the next North Texas Quilt Festival.

General Information

1. Quilts must remain on display for the entire festival and must be clean, in good condition, free of animal hair and smoke.
2. Quilts will be accepted in the order registered with total number of entries limited per the site and participating guild. Each entrant may only enter three (3) quilts with no more than two (2) per category. Please specify order of preference for each entry.
3. Quilt width must be 96” or less due to site limitations. Quilts wider than 96” WILL NOT be accepted.
4. Quilts over 90” in height have special sleeve requirements. Please see the sleeve requirements in the Quilt Preparation section.
5. The Show Committee reserves the right to refuse any entry that it deems inappropriate or that does not meet the requirements.
6. Quilts will be placed in size categories by the Show Committee based on the total entries received.
7. Entrants are responsible for their own insurance on all items. The completed Entry Form releases North Texas Quilt Festival and Original Sewing & Quilt Expo, its officers, agents and volunteers from all liability.
8. Ribbons and Awards will be given at the discretion of the Judges and Show Committee to winning quilts, not the maker(s); therefore there will only be one ribbon per award. Merit quilting ribbons will be given to quilts for exemplary hand and machine quilting. Ribbons and/or awards for special attributes may be given from participating guilds, national, and local entities. Cash prizes will be awarded in each division, total prize money and gifts are valued over \$2,000 in 2021.

Quilt Preparation

Sleeve – Quilts must have an attached, sewn 4” sleeve. Quilts under 24” may have a 2” sewn attached sleeve. The sleeve should be the same width as the quilt, not including the binding. The sleeve should include ½” of ease and be stitched to the quilt on both the top and bottom of the sleeve. Entries without a sewn sleeve will not be accepted. Quilts longer than 90” require the top of the sleeve to be placed 90” from the bottom of the quilt to ensure that the quilt will not touch the floor when hanging.

Festival Quilt Identity Label – A quilt label should be sewn on a lower back corner. The label should include: a) the name of the quilt; b) the entrant’s name; c) the entrant’s address; d) the entrant’s phone number. This is a Festival Quilt Identity Label; a personal label does not substitute, unless it includes all of the above information. To ensure impartiality in judging, please apply a fabric flap sewn or carefully safety pinned along the top edge of any label with identification of the maker(s) in order to conceal your personal information.

Fabric Bag – Each separate entry must be submitted to check-in in a fabric pillowcase or any fabric bag sized to fit your quilt (no plastic bags). The outside of the fabric bag must be clearly labeled with the entrant's name and phone number in permanent lettering either sewn or in ink.

Quilts requiring special handling/packaging will not be repackaged into their special packaging. It is up to the entrant to repackage these quilts at Quilt Pick-Up. All quilts must be able to be stacked with other quilts without potential damage to your quilt or any other quilt in the show.

**Quilt Check-In/Drop Off - Sunday, August 15, 2021 1:00 pm – 5:00 pm
at Irving Convention Center, 500 West Las Colinas Blvd, Irving, TX 75039**

1. Please have quilts ready for examination at Quilt Check-In for the required Festival Quilt Label and Sleeve.
2. Entries will not be accepted if not in a properly-labeled cloth pillowcase or bag.
3. You will receive a Claim Check for each quilt submitted.
4. If someone else will be picking up your entry, please inform the Check-In Team.
5. Please contact your guild NTQF Representative or arrange with a guild member for assistance in dropping off your quilts during the drop-off hours.

**Quilt Pick UP: Saturday, August 21, 2021 5:45 pm – 7:00 pm at Irving Convention
Center, 500 West Las Colinas Blvd, Irving, TX 75039**

1. Must have Claim Check for each quilt you are picking up.
2. If you cannot pick up your quilt, please make arrangements for someone to help you with this. Unclaimed quilts will receive loving foster care until they are reunited with their owners. An after show foster care fee will be charged each day of foster care. The fee is \$10.00 per day per quilt.
3. Quilts requiring special handling/packaging will not be repackaged into their special packaging. It is up to the entrant to repackage these quilts at Quilt Pick-Up. Please allow extra time for pick up as quilts packaged in standard fabric bags will be processed first.

**North Texas Quilt Festival - August 19, 20, & 21, 2021
2021 Divisions & Categories**

A separate Entry Form and a separate Entry Fee is required for each quilt entered in the show.

DEFINITIONS

Quilt Maker - NTQF defines the MAKER as the person who made the quilt top. The quilt-top MAKER'S status determines whether a quilt belongs in the Artisan Division or the Master Division. The status of the person who did the quilting plays no part in the Maker's status as Artisan or Master.

Artisan Division – *If all* of the following statements are true you may enter in the Artisan Division:

1. I have never classified as a Master in the past.
2. I have never engaged in a quilt event or activity for monetary profit (more than \$2,000 in a year). i.e., I have never formally taught quilting, quilt-related or wearable arts techniques.
3. I have not published a pattern or book on quilt-related techniques within the last 5 years.

Master Division – *If any* of the following statements are true you must enter under the Master Division:

1. I have been classified as a Master in the past.
2. I have engaged in a quilt event or activity for monetary profit (more than \$2,000 in a year). i.e., I have formally taught quilting, quilt-related or wearable arts techniques, or quilted professionally.
3. I have published a pattern or book on quilt-related techniques within the last 5 years.
4. I have won a Best of Show and/or lifetime total of two First Place Ribbons, or a combination of, in any quilt show including the NTQF.

One-Person Quilt – Only one person did the entire construction of the quilt. The quilt was pieced or appliqued, hand or machine quilted and bound by only one person.

Two-Person Quilt – A quilt to which two people contributed work. If someone else did any of the piecing, quilting or binding on a quilt, it automatically belongs in a Two-Person Category.

Group Quilt – A quilt to which three or more people contributed work. If three or more people were involved in the piecing, quilting or binding of a quilt, it belongs in a Group Quilt Category.

Quilting – All quilts must be hand or machine-quilted. No tied or tacked quilts are allowed with the exception of Crazy Quilts, which may be tied.

Artisan Division

101 Artisan Pieced Quilt

Predominately pieced or patchwork. Machine or hand quilted.

All construction of the quilt and the quilting was done by one person.

102 Artisan Applique Quilt

Predominately applique. Machine or hand quilted.

All construction of the quilt and the quilting was done by one person.

103 Artisan Two-Person Pieced Quilt

Predominately pieced or patchwork. Machine or hand quilted.

Two persons were involved in the construction and/or the quilting of the quilt.

104 Artisan Two-Person Applique Quilt

Predominately applique. Machine or hand quilted.

Two persons were involved in the construction and/or the quilting of the quilt.

Master Division

201 Master Pieced Quilt

Predominately pieced or patchwork. Machine or hand quilted.

All construction of the quilt and the quilting was done by one person.

202 Master Applique Quilt

Predominately applique. Machine or hand quilted.

All construction of the quilt and the quilting was done by one person.

203 Master Two-Person Pieced Quilt

Predominately pieced or patchwork. Machine or hand quilted.

Two persons were involved in the construction and/or the quilting of the quilt.

204 Master Two-Person Applique Quilt

Predominately applique. Machine or hand quilted.

Two persons were involved in the construction and/or the quilting of the quilt.

Open Division – These categories are not classified by Artisan or Master

301 Art Quilt

An original quilt that incorporates the use of one or more of the following: creative concepts, colors, fabrics, surface embellishments, pictorial imagery, abstract design, or landscape scenery. May be the work of one or more persons.

302 Modern Quilt, One Person

A quilt that incorporates improvisational or traditional piecing with one or more of the modern aesthetic descriptions: high contrast; alternate grid work; minimalism, asymmetry and/or expansive negative space. All construction of the quilt and the quilting of the quilt was done by only one person.

303 Modern Quilt, Two or More Persons

A quilt that incorporates improvisational or traditional piecing with one or more of the modern aesthetic descriptions: high contrast; alternate grid work; minimalism, asymmetry and/or expansive negative space. May be the work of two or more persons.

304 Other/Mixed Techniques

A quilt using one or more of the following techniques and doesn't fit into the pieced, applique, or art categories. Includes the use of household and/or antique linens used as the top or blocks, machine or hand embroidery, cathedral windows, crazy quilts, digitized printing, painted, redwork, wholecloth, and yo-yos. May be the work of one or more persons.

305-A. Group Quilt-Applique

A quilt to which three or more persons contributed work to the construction of the quilt; specifically work considered in judged criteria: block creation and assembly, binding, and/or quilting by others. This includes quilts created with blocks received in a block exchange.

305-B. Group Quilt-Pieced

A quilt to which three or more persons contributed work to the construction of the quilt; specifically work considered in judged criteria: block creation and assembly, binding, and/or quilting by others. This includes quilts created with blocks received in a block exchange.

306 Kit or Block of the Month One Person Quilt

A quilt composed of pattern(s) and fabrics packaged for retail sale. Modifications to the kit do not change the status of the quilt to a different category. All construction of the quilt and the quilting of the quilt was done by only one person.

307 Kit or Block of the Month Two or More Person Quilt

A quilt composed of pattern(s) and fabrics packaged for retail sale. Modifications to the kit do not change the status of the quilt to a different category. Two or more persons were involved in the construction and/or the quilting of the quilt.

308 Miniature Quilts

A quilt in which the size is no more than 24" on a side. An individual block within the quilt is not larger than 4". This represents the miniaturization of a larger quilt design.

309 Director's Challenge Quilts – 2021 Show Theme: Sing Your Song in Fabric.

A quilt of any construction technique that is an interpretation of the theme, "Sing Your Song in Fabric" and clearly depicts a connection to the theme. This theme is meant for you to create a quilt that expresses to others what makes your heart sing.

Junior Division

These categories are not classified by Artisan or Master

NTQF is featuring a Junior Showcase of items created by North Texas youth. There is a limited amount of space to showcase these so they will be limited in number. The Entry Fee for these items will be \$10 for the Junior Entrant. The additional \$15 will be subsidized by private donations. There will be events held around the North Texas area to offer any assistance to a junior who needs help creating their item.

310 Junior Quilt – Age up to 9

A quilt of any technique constructed by a person 9 years old or younger. Limited assistance by an adult is acceptable.

311 Junior Quilt – Age 10 to 13

A quilt of any technique constructed by a person between 10 and 13 years old. Limited assistance by an adult is acceptable.

312 Junior Quilt – Age 14 to 17

A quilt of any technique constructed by a person between 14 and 17 years old. Limited assistance by an adult is acceptable.

313 Junior Stitched Item – Age up to 9

An item created by stitching fabric. Examples are Stuffed animals, bags, home décor items, clothing item. Limited assistance by an adult is acceptable.

314 Junior Stitched Item – Age 10 to 13

An item created by stitching fabric. Examples are Stuffed animals, bags, home décor items, clothing item. Limited assistance by an adult is acceptable.

315 Junior Stitched Item – Age 14 to 17

An item created by stitching fabric. Examples are Stuffed animals, bags, home décor items, clothing item. Limited assistance by an adult is acceptable.