



# The Quilting Bee

Volume XXXVII

Issue 8

AUGUST 2021

## Our August Guest!

### President's Message

Happy August My Quilting Friends!!

It's show time! I'm so excited to see what the NTQF brings to our neighborhood! Be sure to sign up to volunteer, carpool with friends, and check out all the wonderful quilts and vendors! It's been two long years! I'm ready to play . . . and shop! Any questions or ticket needs, please give Randa a call. (Remember tickets are \$10 now, but \$15 at the door.)

August also brings a talented quilter to our monthly program. You may know Martha Lindberg by her "Welcome to my Neighborhood" quilt, but she will also enthrall us with a trunk show of many of her other designs! Who doesn't love a good trunk show!

I see that many of our stitch groups are back in swing, retreats are happening and things seem almost "normal". If you check out our website, Joyce has added a calendar option to keep everyone informed, and so we don't "cross" activities! Thanks Joyce!

See you in Irving!

Happy Quilting! Debbie Hood




**Martha Lindberg** will present the program "Welcome to My Neighborhood" on Tuesday, August 10th, 2021. This trunk show will highlight 30 to 40 quilts she has made over the years. Martha loves traditional and modern quilts but her current love is any quilt with houses on it!

### Coming September 14!

#### **ANNETTE PLOG**

Annette Plog began sewing early. In 1997, she joined a quilting group with a focus on making antique quilts from reproduction fabrics. Annette loves photography, gardening, running, antiques, and watching her grandkids. She lives in Texas with her husband, Jim. Workshop on September 15





# NORTH TEXAS QUILT FESTIVAL IS A GO!!

August 19-21, 2021 Irving Convention Center

Here are a few pieces of information that you need to know.

- \* I will have NTQF tickets available for purchase at the August guild meetings. Let me know if you would like me to bring tickets to one of the stitch groups.
- \* Tickets are available to purchase at Quilt Among Friends in Arlington, Swan Haven in Duncanville, and Corner Square Quilts in Cedar Hill
- \* Volunteer opportunities!! There are ***MANY Volunteers needed all week Aug. 15-Aug 21.*** Please volunteer sooner than later. There are plenty of “sit down” volunteer positions. <https://www.signupgenius.com/go/60b0548abaf2aa75-ntqf> use this link to sign-up as an NTQF Volunteer.
- \* Become an Expo Ambassador. Go to [www.sewingexpo.com](http://www.sewingexpo.com) (click Volunteer at the top of website) There are lots of ways to volunteer and enjoy free admission, earn free classes and more.
- \* Sign up with Lea Bailey to work at the guild booth.
- \* Register for Expo classes. Go to [sewingexpo.com](http://sewingexpo.com) then select event then Dallas/Irving to do this. There is a lot of good info [www.sewingexpo.com](http://www.sewingexpo.com)
- \* If you need help getting your contest quilt to Irving, I will help. Bring it to the August guild meeting and I can receive it there. If you are unable to deliver it to me there just give me a call to set of delivery time. I'll be leaving Sunday, August 15 about noon to take the quilts to Irving. You may also have other friends who can help you get your quilts to Irving.

Looking forward to seeing you all there!!

Randa Dillon

Christine Weiss

## ***Volunteer Your Time!***

We have 31 volunteers so far working the booth during the show. Wow!! These ladies will help us man the booth, answer questions, promote items, etc. We could use a couple more people if you're still interested. See Lea Bailey.

Many, many ladies and a couple of gentlemen have given of their time and talents making items, pricing, advising, supporting, etc. Yay!! to all these folks as well.

Thanks to the many, many volunteers who made an item or two, or more for the booth. We have some very talented folks in our midst! *If you made items for the booth and need a [tax deduction form](#), please download from the website.*

## **QGOA Guild Booth**

Be sure to visit booth #916 at the Sewing Expo/North Texas Quilt Show August 19-21, 2021 at Irving Convention Center. Support our guild as well as other guilds and vendors by shopping. Bring your friends by to see our donation quilt and buy tickets. Cash, checks if we know you, and plastic cards will be accepted. We have over \$7000 worth of inventory to sell!! That's fantastic!!


**PRE-SHOW, PRE-SALE!!!  
SHOPPING, SHOPPING, SHOPPING!!!!**

We will offer a Preview sale of the booth merchandise at our guild meeting, **August 10th**. Not all merchandise will be available, but a large, random sampling will be. This offers members first choice and a chance to buy items if not attending the show.

**All items will be full price.**



**NOVEL QUILTERS**



On **AUGUST 3** we will be discussing *The Runaway Quilt*, where the author explores the question that has long captured the imagination of quilters & historians alike. Did stationmasters of the Underground Railroad use quilts to signal fugitive slaves?



**AND ON SEPTEMBER 7** we are skipping ahead to read *Mrs. Lincoln's Dressmaker*. It's based on the true story of Elizabeth Hobbs Keckley who was born a slave but earned her freedom by using her skills with fabric & needles. She was chosen by Mrs. Lincoln to be her personal "modiste". Our very own Debbie Panton has done extensive research on Elizabeth Keckly and her time period. Debbie plans to share some of the insights of this very interesting person's life. We have decided to wait a couple more months to read "The Women's March: A Novel of the 1913 Woman Suffrage Procession". It's a new book released at the end of July 2021.

Come enjoy the company of good friends, even if you haven't read the books!

**THE FIRST TUESDAY EVERY MONTH**

**Aug 3rd Sept 7th**

**NEW TIME !!!1:30 PM**

Chicken Salad Chick-Arlington Highlands

Any questions, and/or RSVP

Contact Christine Weiss or Phyllis Borton

**Cactus Rose  
Fall 2021 Away Retreat  
Stephenville, TX!**



**Good News / Bad News!**

The Cactus Rose Away Retreat is currently full!!!

**However, you may sign-up on the wait list!**

Sherry Livingston & Judy O'Polka

"Are you shopping through Amazon, Kroger, and/or Tom Thumb?"

Please consider helping to support our guild. Refer to our

website at <https://qgoa.org/help-support-the-guild>



community rewards

## SafeHaven August 2021

Thank you for your generous donations at the July meeting! So far this year we have collected over 1300 items!! That is wonderful!

I checked the **immediate needs list and the first item listed was women's underwear, all sizes.** Please pick some up wherever you shop. I know the shelter stays full. So sad for so many. In September we will collect school supplies. I'm sure there will be sales of these out there.

Take care, and again you are the most generous group of people I know!

*Thank you! Cynthia Berend*

## Tips and Tricks

*My quilting tackle box often is sought out by fellow quilters during classes and retreats because it holds everything they might need—needles, thread, rotary-cutter blades, scissors, safety pins, measuring tape, and even medical tape. It also has the tomato-shape pin-cushion I bought for my first sewing class when I was 14 years old, which was about 50 years ago!*

*Susan Feldman Foster  
Alamosa, Colorado*

## Happy Birthday August!

**Ginny Miller**  
**Marie Eggleston**  
**Sherry Livingston**  
**Gloria Speakman**  
**Christine Weiss**  
**Sarah Muñoz**  
**Shelly Uggem**

**Patricia Eckstrom**  
**Janet Milum**  
**Sofia Zamarripa**  
**Kathy Hester**  
**Sheila Parry**

## BLOCK PARTY!!!

A very big THANK YOU to all who have created a "Tiny Houses" block for Debra Hood's 2021 President Block. She has requested the blocks be made from Christmas material, and they are SEW cute! If you haven't made one yet or would like to sew more, there's still time. We award them at the December meeting. The pattern can be found on the QGOA website. <https://qgoa.org/block-party/>

Thanks,  
Kayleen Farrington



**No Second Saturday Sew in August.  
Back in September!**

We are in need of hosts for the Second Saturday Sew! Not much to do, check names that are on Zoom and draw for door prizes! Maybe introduce topics for discussion? Usually we all find quite a bit to discuss! Please join us via ZOOM for Second Saturday Sew 10am-2pm Door prizes, show and tell and lots of chatter!

## Sunshine and Shadow

**Dottie Hughes** fell and broke her hip and pelvis. Prayers for a complete recovery. Dottie – We know your broken hip has sure ruined your golf game!

**Patsy Martin** will have knee replacement on July 28th. Prayers for an uncomplicated surgery and a complete recovery!

**Elaine Grasher's** husband has had cataract surgery on both eyes! Eyesight should be much improved now!

## 2021 Military Quilt Project

Hey did you see? I have labels for your Military Quilts? Please see me at the guild meeting for a label for your quilt or send me a note and I'll mail you one.

Are you looking for an idea for your Military Quilt donation? How about a string quilt, maybe even make it a summer project with your grandkids. I have a lot of fabric that is strips and pieces.

Here is the link to this year's [Stash Buster 2021](#) block from Border Creek Quilts. This is just a suggestion, I loved the quilts from last year's block!

Or maybe you are a finisher, I have 3 sets of blocks from 2019 when I did the block kits. If you would like to work on one of these or need some fabric for a donation quilt give me a call.

### Size Requirement

55 x 65 to 72 x 90, ideal size 55 x 65


If you have made a top and are unable to quilt it, we have a few wonderful longarm quilters that will help with a few.

Many hands make light work.

*Cindy Bergman*

### 2021 Donation Quilt "Tidal Transitions" (85" X 85")

A Storm at Sea quilt was pieced by Kim Olmedo, Sharon Ligon, Debbie Pantan, and quilted by Pat Madrid.



Thank you ladies for creating this beautiful quilt!

Tickets are available online at this [link](#) or via mail by sending a check to QGOA at PO Box 13232, Arlington, TX 76094. Tickets are \$1 each, or 6 for \$5.

Members are asked to purchase \$20 for a pack of 24 tickets.

The drawing will be held December 14, 2021, you need not be present to win.

Please try to sell your tickets to friends and family and buy more!

Our charity this year is Open Arms Health Clinic.



Dear Ones, We are getting into the hot months of Summer. Yuk! But we all have some quilts to sew. Next Guild Meeting please stop by the Linus area if you want a kit to make into a Linus quilt. We have some darling kits all created by our Kit Fairy, Jolene Mershon. Most of the kits are pretty simple to sew and then just sandwich and quilt or tie. This month we received a lot of donations, its fun to have so much time at home to sew. As you are organizing sewing rooms remember that Linus welcomes donations of notions, fabric, thread, etc.

This month Linus would like to offer special thanks : Jolene Mershon, Nancy Spell, Carole Armstrong, Sarah Munoz, Ella Rushing, Randa Dillon, Lana Ogden, Cynthia Berend, Susan FitzGerald, Quilt Among Friends, Gabriel Eckstrom, Brooklyn and Eliza Muzzi, Veronica Mowery, Patricia Eckstrom, Janice Mowery, Tammy Reidy, Pam Hall, Judy Liston, Kayleen Farrington, and anonymous. Please attach your name to your donation for my assistance. Thanks

**Project Linus has resumed meeting the second Thursday of the month at Westminster Presbyterian Church on 7001 Trail Lake in Ft. Worth. We meet at 9:30 til 2ish.** Bring a machine or you can tie sandwiched quilts. Also bring a lunch if you want to eat. We sew sandwiches all day and make quilts and visit. Whatever your comfort level for masks is appropriate.

Reminder: the hospitals ask that our quilts measure 44 X 40 for smaller kids and 57 X 44 for bigger kids. Or larger if you prefer. There are some sites with free patterns available if you want to access go to [www.projectlinus.org/patterns](http://www.projectlinus.org/patterns) and [Quiltmaker Magazine creates a new pattern specifically for Project Linus](#) every year so check them out also.

My sincere thanks. Elizabeth

## Show and Tell

	Name of Quilt	Quilter	Description
Sheila Parry	Thank You For Your Service		One of 5 t-shirt quilts I made for a fireman friend. Two of the quilts he gave to his friends at work because he keeps it cold. This quilt and one other he wants to keep for himself. He wanted a twin size. I used the small emblems from the fronts and arms for the 2 small rows. The back has a Thomas Kinkade Firehouse panel and matching fabric.
Sarah Muñoz	Isabel's Christmas Quilt		This a quilt of firsts! 1st Dresden Plate, 1st using strips to make a shape, 1st free motion w/Q16 quilting machine, 1st use of ruler templates while quilting!
Barb Cain	Grayson's I Spy	Sabina Thompson	Great-grandson's 2nd birthday!
Barb Cain	Jamie's Birthday Quilt 2021	Sabina Thompson	Eldest daughter's August birthday
Barb Cain	Scrappy Triangles	Sabina Thompson	Made during Covid!
Barb Cain	Megan's Beach Balls	Sabina Thompson	15yo granddaughter's birthday
Randa Dillon	I Spy		I made this from 5" squares we traded at QGOA many years ago. This is for Project Linus
Randa Dillon	Beads		I made this quilt based on a pattern that Barb Cain made. This is for the Military Quilt Project.
Renee Raschio	Dog Quilt		Quilt entered into the 2021 Tarrant County Junior Livestock Show where she won GRAND CHAMPION in Sewing and Handwork!
Shelly Cassata	Standing Tall		RMD quilt with fantastic quilting!



# 2021 Ronald McDonald Challenge

Thank you to all challenge participants!

Lisa Shoemaker and Veronica Mowery delivered our 23 creative 2021 challenge quilts to the Ronald McDonald House of Fort Worth last month!



*Barb Cain*



# 2021 Summer Day Retreat!



Elaine Grasher



Debra Ware



Susan FitzGerald



Sew Much Fun!




Maria Freitag



Liz Cooper





Janice Mowery



Rose Kauhane



Phyllis Borton

***I hope everyone had a great time, I really did! Our next Retreat will be October 21, 22 and 23rd. I can't wait. I hope it's a little cooler then... Debra Ware***



Kathy Hester



Heather Schneider



Leslie Wagner



Jennifer Rike



Karen Raschio



# North Texas Quilt Festival - August 19, 20, & 21, 2021

## 2021 Quilt Entry Instructions

### NTQF Show Calendar

**Event Dates** – Thursday, Friday, and Saturday, August 19, 20, & 21, 2021

**Event Location** – Irving Convention Center at Las Colinas, 500 West Las Colinas Blvd, Irving, TX 75039

**Quilt Entry/Registration (online only)** – Begins May 1 ; **Ends June 1, 2021**

**Registration for Expo Classes and Workshops** – **Opens on Thursday, June 10th**

**Quilt Check-In/Drop Off - Sunday, August 15, 2021 1:00 pm – 5:00 pm at Irving Convention Center.**

Park for free on Sunday in the Convention Center garage and drop off quilts in the main lobby.

**Quilt Pick Up - Saturday, August 21, 5:45 pm – 7pm (Entry to the Expo is free after 3:30 pm Saturday)**

### Entry Requirements

1. All entries, photos and fees must be submitted online at [NorthTexasQuiltFestival.com](http://NorthTexasQuiltFestival.com).
2. If assistance is needed, please contact your guild NTQF representative or quilt show chair.
3. A separate Entry with a \$25 Entry Fee is required for each quilt entered in the show. Fees due July 5, 2021
4. Entrant must specify which guild(s) they hold a current membership and must be a member of one or more of these guilds to enter.
5. Each entry must include a color photo of your quilt. A “work-in-progress” photo is acceptable as long as the quilt is recognizable, although a pattern photo is not.
6. All quilts entered must have been completed within the past five years (2016-2021).
7. One quilt entry may be submitted that has been in a previous participating guild show, but it may not have been entered in a past North Texas Quilt Festival, OSQE Quilt Contest, TQF contest, or juried national show.
8. If an entry is withdrawn after July 5, 2021 or is not submitted at quilt check-in for the show, the entrant may not be allowed to submit an entry for the next North Texas Quilt Festival.

### General Information

1. Quilts must remain on display for the entire festival and must be clean, in good condition, free of animal hair and smoke.
2. Quilts will be accepted in the order registered with total number of entries limited per the site and participating guild. Each entrant may only enter three (3) quilts with no more than two (2) per category. Please specify order of preference for each entry.
3. Quilt width must be 96” or less due to site limitations. Quilts wider than 96” WILL NOT be accepted.
4. Quilts over 90” in height have special sleeve requirements. Please see the sleeve requirements in the Quilt Preparation section.
5. The Show Committee reserves the right to refuse any entry that it deems inappropriate or that does not meet the requirements.
6. Quilts will be placed in size categories by the Show Committee based on the total entries received.
7. Entrants are responsible for their own insurance on all items. The completed Entry Form releases North Texas Quilt Festival and Original Sewing & Quilt Expo, its officers, agents and volunteers from all liability.
8. Ribbons and Awards will be given at the discretion of the Judges and Show Committee to winning quilts, not the maker(s); therefore there will only be one ribbon per award. Merit quilting ribbons will be given to quilts for exemplary hand and machine quilting. Ribbons and/or awards for special attributes may be given from participating guilds, national, and local entities. Cash prizes will be awarded in each division, total prize money and gifts are valued over \$2,000 in 2021.

### Quilt Preparation

**Sleeve** – Quilts must have an attached, sewn 4” sleeve. Quilts under 24” may have a 2” sewn attached sleeve. The sleeve should be the same width as the quilt, not including the binding. The sleeve should include ½” of ease and be stitched to the quilt on both the top and bottom of the sleeve. Entries without a sewn sleeve will not be accepted. Quilts longer than 90” require the top of the sleeve to be placed 90” from the bottom of the quilt to ensure that the quilt will not touch the floor when hanging.

**Festival Quilt Identity Label** – A quilt label should be sewn on a lower back corner. The label should include: a) the name of the quilt; b) the entrant’s name; c) the entrant’s address; d) the entrant’s phone number. This is a Festival Quilt Identity Label; a personal label does not substitute, unless it includes all of the above information. To ensure impartiality in judging, please apply a fabric flap sewn or carefully safety pinned along the top edge of any label with identification of the maker(s) in order to conceal your personal information.

**Fabric Bag** – Each separate entry must be submitted to check-in in a fabric pillowcase or any fabric bag sized to fit your quilt (no plastic bags). The outside of the fabric bag must be clearly labeled with the entrant's name and phone number in permanent lettering either sewn or in ink.

**Quilts requiring special handling/packaging** will not be repackaged into their special packaging. It is up to the entrant to repackage these quilts at Quilt Pick-Up. All quilts must be able to be stacked with other quilts without potential damage to your quilt or any other quilt in the show.

**Quilt Check-In/Drop Off - Sunday, August 15, 2021 1:00 pm – 5:00 pm  
at Irving Convention Center, 500 West Las Colinas Blvd, Irving, TX 75039**

1. Please have quilts ready for examination at Quilt Check-In for the required Festival Quilt Label and Sleeve.
2. Entries will not be accepted if not in a properly-labeled cloth pillowcase or bag.
3. You will receive a Claim Check for each quilt submitted.
4. If someone else will be picking up your entry, please inform the Check-In Team.
5. Please contact your guild NTQF Representative or arrange with a guild member for assistance in dropping off your quilts during the drop-off hours.

**Quilt Pick UP: Saturday, August 21, 2021 5:45 pm – 7:00 pm at Irving Convention  
Center, 500 West Las Colinas Blvd, Irving, TX 75039**

1. Must have Claim Check for each quilt you are picking up.
2. If you cannot pick up your quilt, please make arrangements for someone to help you with this. Unclaimed quilts will receive loving foster care until they are reunited with their owners. An after show foster care fee will be charged each day of foster care. The fee is \$10.00 per day per quilt.
3. Quilts requiring special handling/packaging will not be repackaged into their special packaging. It is up to the entrant to repackage these quilts at Quilt Pick-Up. Please allow extra time for pick up as quilts packaged in standard fabric bags will be processed first.

**North Texas Quilt Festival - August 19, 20, & 21, 2021  
2021 Divisions & Categories**

**A separate Entry Form and a separate Entry Fee is required for each quilt entered in the show.**

**DEFINITIONS**

**Quilt Maker** - NTQF defines the MAKER as the person who made the quilt top. The quilt-top MAKER'S status determines whether a quilt belongs in the Artisan Division or the Master Division. The status of the person who did the quilting plays no part in the Maker's status as Artisan or Master.

**Artisan Division** – *If all* of the following statements are true you may enter in the Artisan Division:

1. I have never classified as a Master in the past.
2. I have never engaged in a quilt event or activity for monetary profit (more than \$2,000 in a year). i.e., I have never formally taught quilting, quilt-related or wearable arts techniques.
3. I have not published a pattern or book on quilt-related techniques within the last 5 years.

**Master Division** – *If any* of the following statements are true you must enter under the Master Division:

1. I have been classified as a Master in the past.
2. I have engaged in a quilt event or activity for monetary profit (more than \$2,000 in a year). i.e., I have formally taught quilting, quilt-related or wearable arts techniques, or quilted professionally.
3. I have published a pattern or book on quilt-related techniques within the last 5 years.
4. I have won a Best of Show and/or lifetime total of two First Place Ribbons, or a combination of, in any quilt show including the NTQF.

**One-Person Quilt** – Only one person did the entire construction of the quilt. The quilt was pieced or appliqued, hand or machine quilted and bound by only one person.

**Two-Person Quilt** – A quilt to which two people contributed work. If someone else did any of the piecing, quilting or binding on a quilt, it automatically belongs in a Two-Person Category.

**Group Quilt** – A quilt to which three or more people contributed work. If three or more people were involved in the piecing, quilting or binding of a quilt, it belongs in a Group Quilt Category.

**Quilting** – All quilts must be hand or machine-quilted. No tied or tacked quilts are allowed with the exception of Crazy Quilts, which may be tied.

## **Artisan Division**

### **101 Artisan Pieced Quilt**

Predominately pieced or patchwork. Machine or hand quilted.

All construction of the quilt and the quilting was done by one person.

### **102 Artisan Applique Quilt**

Predominately applique. Machine or hand quilted.

All construction of the quilt and the quilting was done by one person.

### **103 Artisan Two-Person Pieced Quilt**

Predominately pieced or patchwork. Machine or hand quilted.

Two persons were involved in the construction and/or the quilting of the quilt.

### **104 Artisan Two-Person Applique Quilt**

Predominately applique. Machine or hand quilted.

Two persons were involved in the construction and/or the quilting of the quilt.

## **Master Division**

### **201 Master Pieced Quilt**

Predominately pieced or patchwork. Machine or hand quilted.

All construction of the quilt and the quilting was done by one person.

### **202 Master Applique Quilt**

Predominately applique. Machine or hand quilted.

All construction of the quilt and the quilting was done by one person.

### **203 Master Two-Person Pieced Quilt**

Predominately pieced or patchwork. Machine or hand quilted.

Two persons were involved in the construction and/or the quilting of the quilt.

### **204 Master Two-Person Applique Quilt**

Predominately applique. Machine or hand quilted.

Two persons were involved in the construction and/or the quilting of the quilt.

## **Open Division – These categories are not classified by Artisan or Master**

### **301 Art Quilt**

An original quilt that incorporates the use of one or more of the following: creative concepts, colors, fabrics, surface embellishments, pictorial imagery, abstract design, or landscape scenery. May be the work of one or more persons.

### **302 Modern Quilt, One Person**

A quilt that incorporates improvisational or traditional piecing with one or more of the modern aesthetic descriptions: high contrast; alternate grid work; minimalism, asymmetry and/or expansive negative space.

All construction of the quilt and the quilting of the quilt was done by only one person.

### **303 Modern Quilt, Two or More Persons**

A quilt that incorporates improvisational or traditional piecing with one or more of the modern aesthetic descriptions: high contrast; alternate grid work; minimalism, asymmetry and/or expansive negative space.

May be the work of two or more persons.

### **304 Other/Mixed Techniques**

A quilt using one or more of the following techniques and doesn't fit into the pieced, applique, or art categories. Includes the use of household and/or antique linens used as the top or blocks, machine or hand embroidery, cathedral windows, crazy quilts, digitized printing, painted, redwork, wholecloth, and yo-yos.

May be the work of one or more persons.

### **305-A. Group Quilt-Applique**

A quilt to which three or more persons contributed work to the construction of the quilt; specifically work considered in judged criteria: block creation and assembly, binding, and/or quilting by others. This includes quilts created with blocks received in a block exchange.

### **305-B. Group Quilt-Pieced**

A quilt to which three or more persons contributed work to the construction of the quilt; specifically work considered in judged criteria: block creation and assembly, binding, and/or quilting by others. This includes quilts created with blocks received in a block exchange.

### **306 Kit or Block of the Month One Person Quilt**

A quilt composed of pattern(s) and fabrics packaged for retail sale. Modifications to the kit do not change the status of the quilt to a different category. All construction of the quilt and the quilting of the quilt was done by only one person.

### **307 Kit or Block of the Month Two or More Person Quilt**

A quilt composed of pattern(s) and fabrics packaged for retail sale. Modifications to the kit do not change the status of the quilt to a different category. Two or more persons were involved in the construction and/or the quilting of the quilt.

### **308 Miniature Quilts**

A quilt in which the size is no more than 24" on a side. An individual block within the quilt is not larger than 4". This represents the miniaturization of a larger quilt design.

### **309 Director's Challenge Quilts – 2021 Show Theme: Sing Your Song in Fabric.**

A quilt of any construction technique that is an interpretation of the theme, "Sing Your Song in Fabric" and clearly depicts a connection to the theme. This theme is meant for you to create a quilt that expresses to others what makes your heart sing.

## **Junior Division**

### **These categories are not classified by Artisan or Master**

NTQF is featuring a Junior Showcase of items created by North Texas youth. There is a limited amount of space to showcase these so they will be limited in number. The Entry Fee for these items will be \$10 for the Junior Entrant. The additional \$15 will be subsidized by private donations. There will be events held around the North Texas area to offer any assistance to a junior who needs help creating their item.

### **310 Junior Quilt – Age up to 9**

A quilt of any technique constructed by a person 9 years old or younger. Limited assistance by an adult is acceptable.

### **311 Junior Quilt – Age 10 to 13**

A quilt of any technique constructed by a person between 10 and 13 years old. Limited assistance by an adult is acceptable.

### **312 Junior Quilt – Age 14 to 17**

A quilt of any technique constructed by a person between 14 and 17 years old. Limited assistance by an adult is acceptable.

### **313 Junior Stitched Item – Age up to 9**

An item created by stitching fabric. Examples are Stuffed animals, bags, home décor items, clothing item. Limited assistance by an adult is acceptable.

### **314 Junior Stitched Item – Age 10 to 13**

An item created by stitching fabric. Examples are Stuffed animals, bags, home décor items, clothing item. Limited assistance by an adult is acceptable.

### **315 Junior Stitched Item – Age 14 to 17**

An item created by stitching fabric. Examples are Stuffed animals, bags, home décor items, clothing item. Limited assistance by an adult is acceptable.